



Champion positive health outcomes and behaviors through innovative programs and community engagement

**Jefferson County, Missouri**  
**Weekly Total Covid-19 Surveillance Report**  
**Includes Community Based Cases and Long-Term Care Facility Cases**

**Week 44: October 31- November 6**

*All data are preliminary and may change as more reports are received.*

---

**SUMMARY:**

- During Week 44 a total of 365 confirmed and probable Covid-19 cases were reported in Jefferson County. A cumulative total of 32974 confirmed and probable Covid-19 cases have been reported in Jefferson County as of Week 44.
- During Week 44 a total of six Covid-19 associated deaths were reported in Jefferson County. A cumulative total of 335 Covid-19 associated deaths have been reported in Jefferson County as of Week 44.
- Five outbreaks of Covid-19 were reported in long-term care facilities (LTCF) in Jefferson County during Week 44.<sup>1</sup>

---

<sup>1</sup> Outbreaks are defined as a LTCF with one or more confirmed cases of Covid-19 in residents or staff.

## EPIDEMIOLOGIC DATA

Table 1. Number of Confirmed and Probable Covid-19 Cases by Week, Jefferson County, Missouri

CDC Week	CDC Week Start Date	Covid-19 Cases	Cumulative Covid-19 Case Total
4	1/24/2021	519	19716
5	1/31/2021	371	20087
6	2/7/2021	253	20340
7	2/14/2021	210	20550
8	2/21/2021	189	20739
9	2/28/2021	169	20908
10	3/7/2021	174	21082
11	3/14/2021	207	21289
12	3/21/2021	280	21569
13	3/28/2021	313	21882
14	4/4/2021	327	22209
15	4/11/2021	263	22472
16	4/18/2021	199	22671
17	4/25/2021	181	22852
18	5/2/2021	137	22989
19	5/9/2021	112	23101
20	5/16/2021	73	23174
21	5/23/2021	57	23231
22	5/30/2021	57	23288
23	6/6/2021	55	23343
24	6/13/2021	72	23415
25	6/20/2021	88	23503
26	6/27/2021	144	23647
27	7/4/2021	178	23825
28	7/11/2021	294	24119
29	7/18/2021	399	24518
30	7/25/2021	551	25069
31	8/1/2021	585	25654
32	8/8/2021	657	26311
33	8/15/2021	570	26881
34	8/22/2021	588	27469
35	8/29/2021	701	28170
36	9/5/2021	731	28901
37	9/12/2021	778	29679
38	9/19/2021	670	30349
39	9/26/2021	593	30942
40	10/3/2021	542	31484
41	10/10/2021	423	31907
42	10/17/2021	344	32251
43	10/24/2021	358	32609
44	10/31/2021	365	32974

Figure 1. Number of Confirmed and Probable Covid-19 Cases by Week, Jefferson County, Missouri

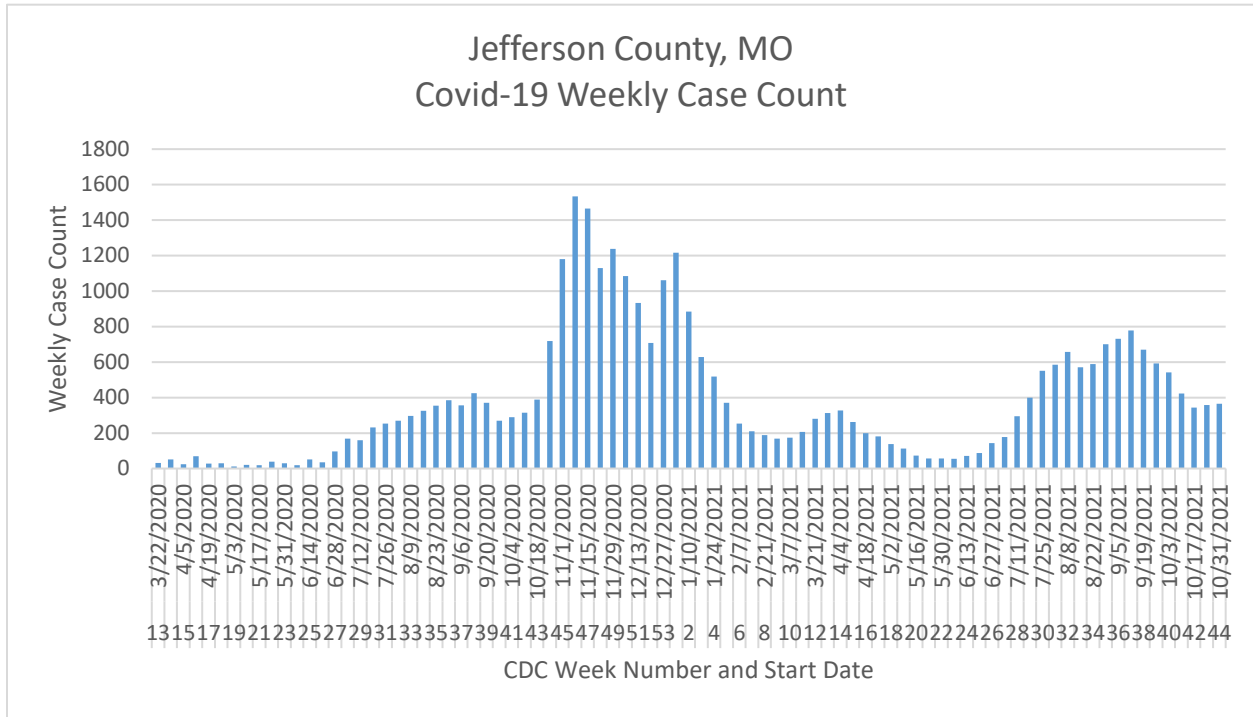


Figure 2. Cumulative Confirmed and Probable Covid-19 Cases by Week, Jefferson County, Missouri

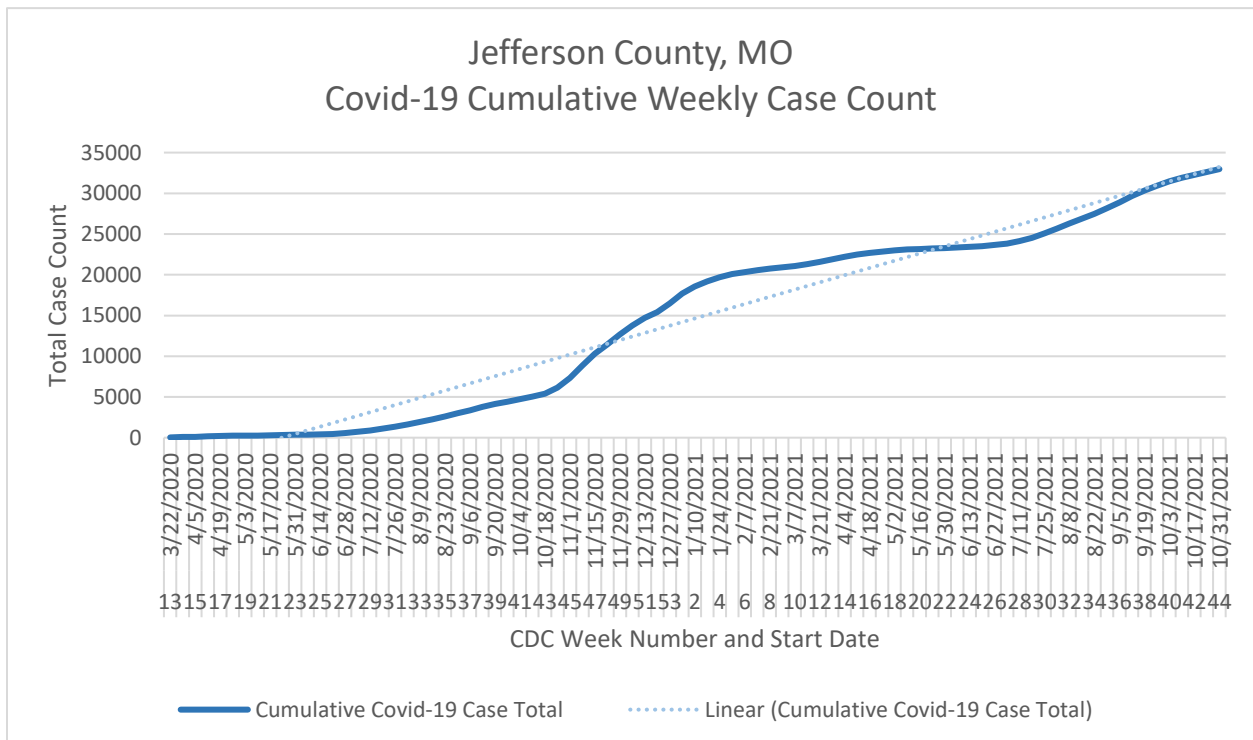


Figure 3. Covid-19 Daily Case Count and 7-Day Average, Jefferson County, Missouri

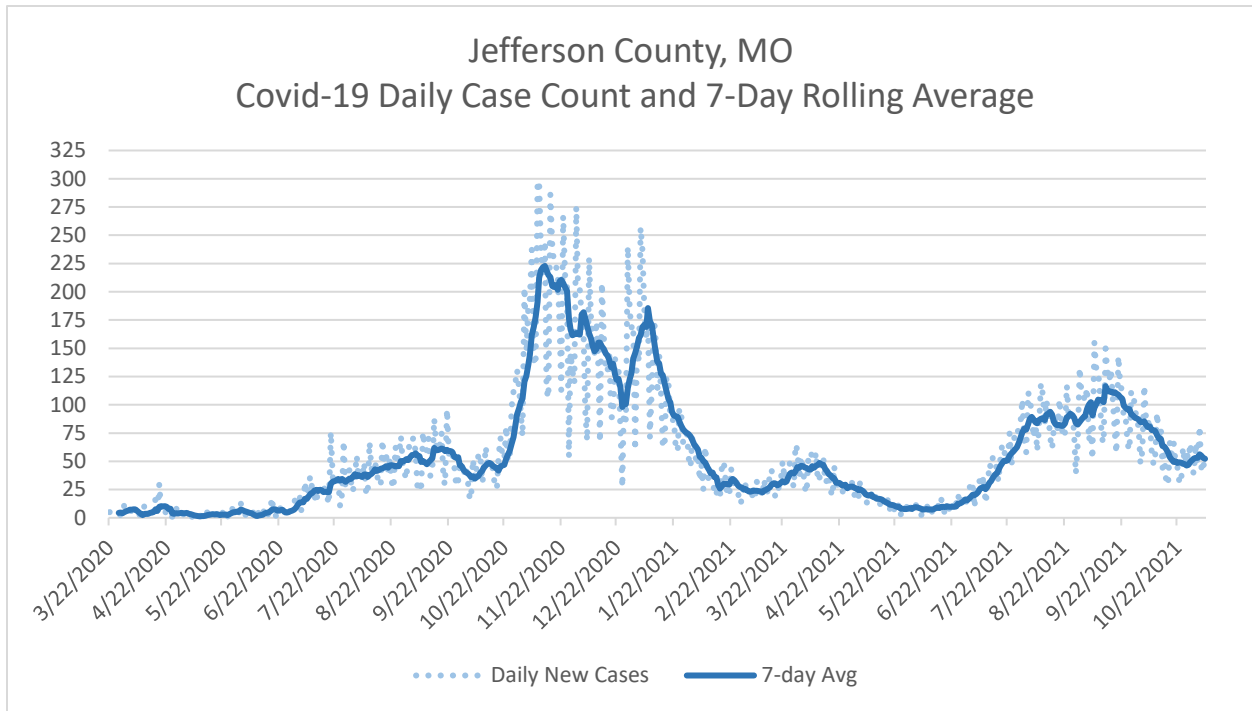


Figure 4. Confirmed and Probable Covid-19 Cases and Age-Adjusted Case Rates, Jefferson County, Missouri

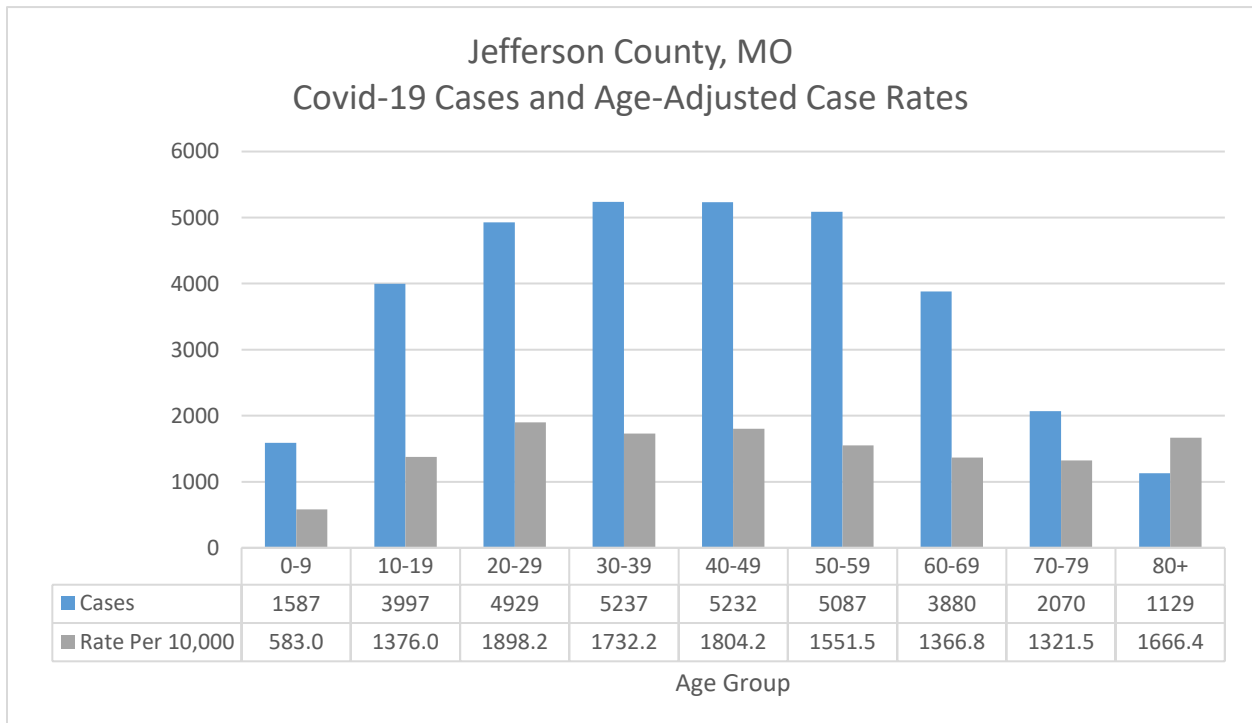


Figure 5. Covid-19 Fatalities and Fatality Rates by Age Group, Jefferson County, Missouri

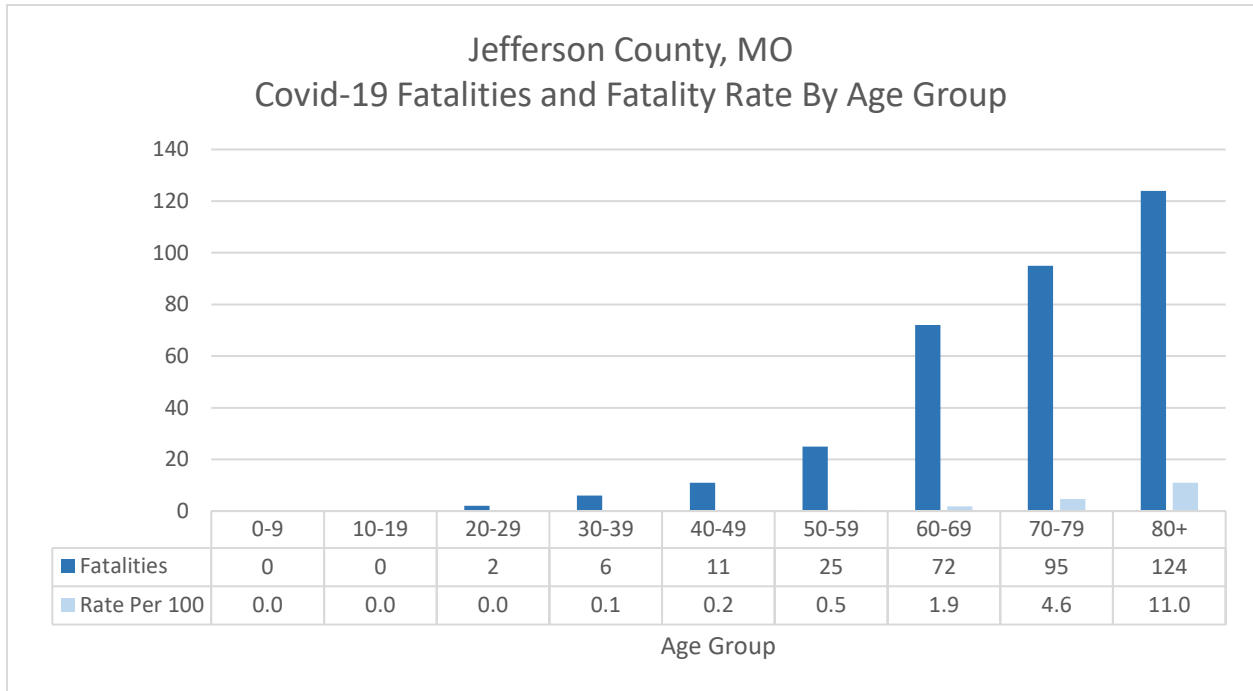


Table 2. Approximate Covid-19 Cumulative Fatality Rates

Jefferson County	1.01%
Missouri	1.43%
US	1.62%

Figure 6. Covid-19 Cases by Sex, Jefferson County, Missouri

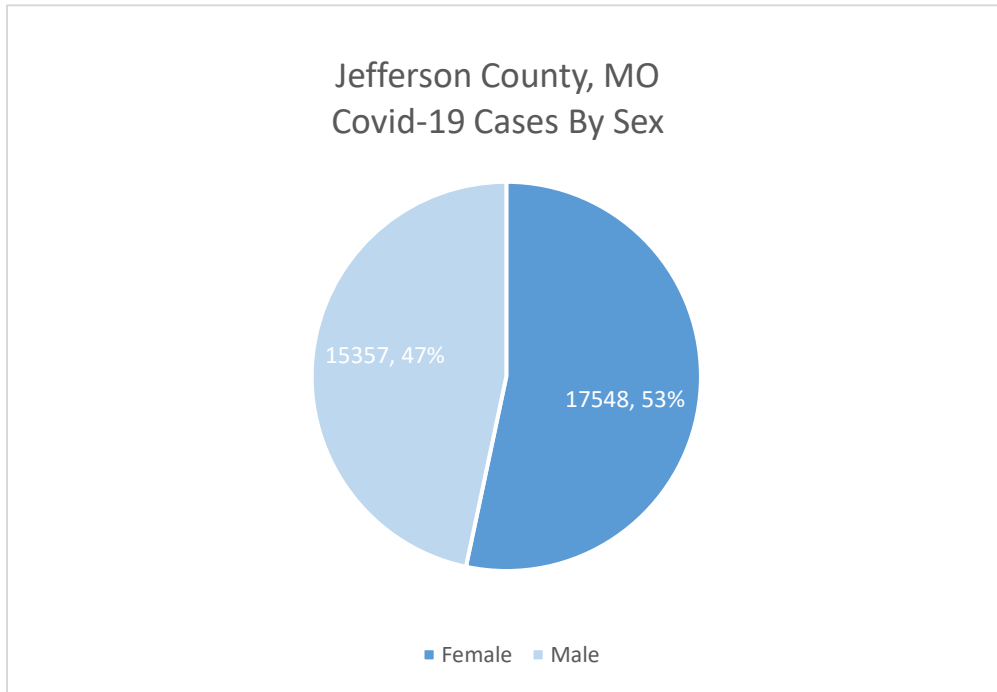


Figure 7. Covid-19 PCR Test Results by Week, Jefferson County, Missouri

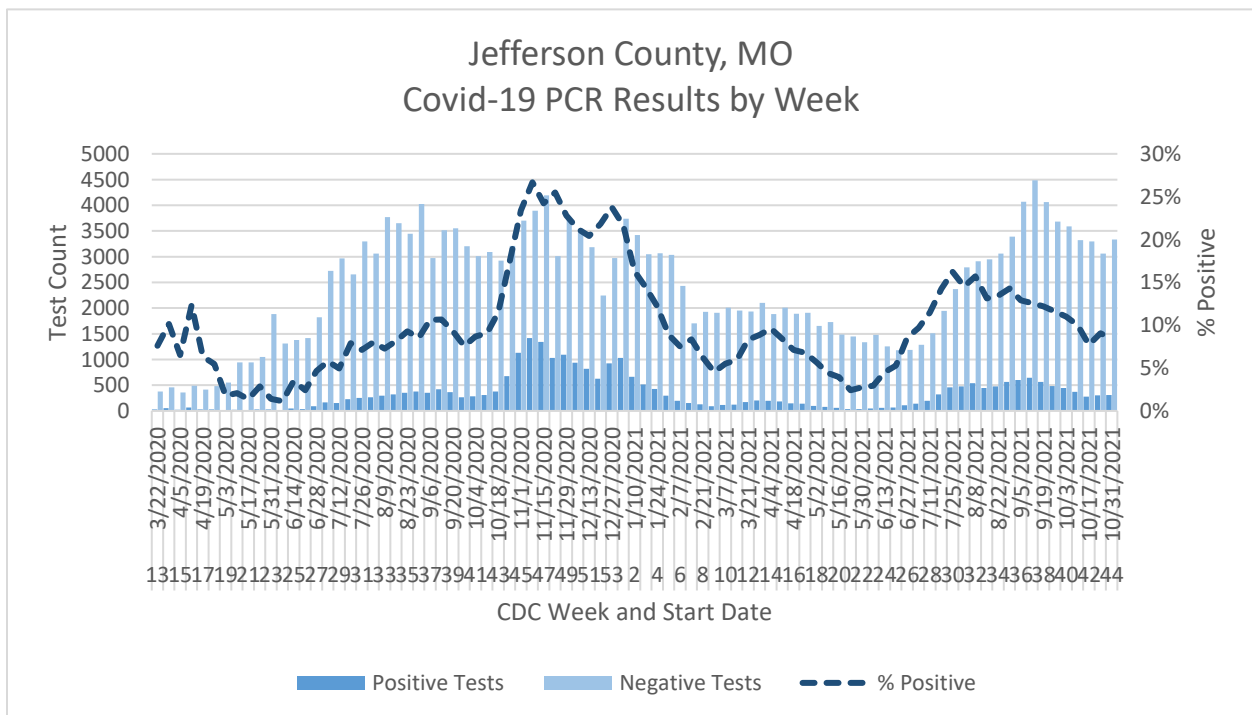


Table 3. Covid-19 PCR Test Results and Percent Positive  
by Week, Jefferson County, Missouri

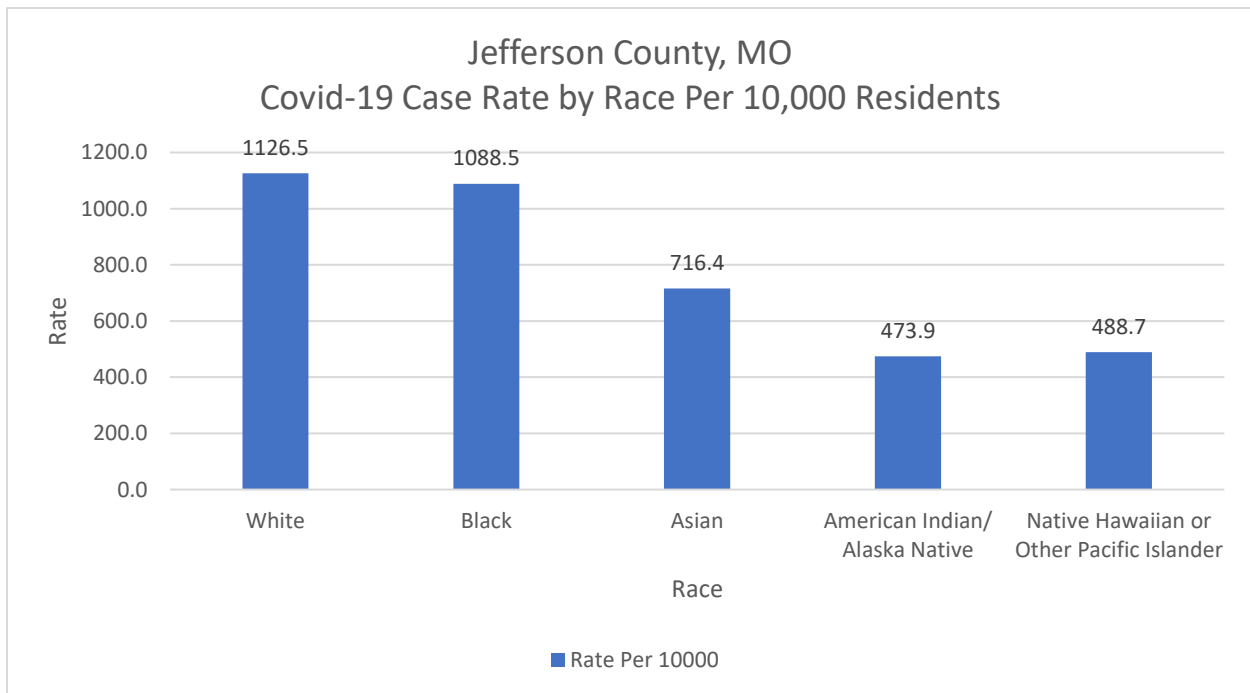
CDC Week	CDC Week Start Date	Positive Tests	Negative Tests	Total Tests	% Positive
2	1/10/2021	666	3422	4088	16.3%
3	1/17/2021	512	3048	3560	14.4%
4	1/24/2021	426	3068	3494	12.2%
5	1/31/2021	296	3033	3329	8.9%
6	2/7/2021	198	2434	2632	7.5%
7	2/14/2021	155	1703	1858	8.3%
8	2/21/2021	129	1928	2057	6.3%
9	2/28/2021	91	1908	1999	4.6%
10	3/7/2021	117	2009	2126	5.5%
11	3/14/2021	124	1950	2074	6.0%
12	3/21/2021	175	1933	2108	8.3%
13	3/28/2021	204	2099	2303	8.9%
14	4/4/2021	200	1881	2081	9.6%
15	4/11/2021	184	2010	2194	8.4%
16	4/18/2021	145	1889	2034	7.1%
17	4/25/2021	139	1908	2047	6.8%
18	5/2/2021	100	1651	1751	5.7%
19	5/9/2021	80	1731	1811	4.4%
20	5/16/2021	61	1486	1547	3.9%
21	5/23/2021	36	1448	1484	2.4%
22	5/30/2021	38	1339	1377	2.8%
23	6/6/2021	45	1478	1523	3.0%
24	6/13/2021	59	1255	1314	4.5%
25	6/20/2021	66	1183	1249	5.3%
26	6/27/2021	111	1188	1299	8.5%
27	7/4/2021	138	1286	1424	9.7%
28	7/11/2021	196	1512	1708	11.5%
29	7/18/2021	323	1943	2266	14.3%
30	7/25/2021	459	2371	2830	16.2%
31	8/1/2021	474	2792	3266	14.5%
32	8/8/2021	542	2911	3453	15.7%
33	8/15/2021	446	2950	3396	13.1%
34	8/22/2021	474	3059	3533	13.4%
35	8/29/2021	565	3387	3952	14.3%
36	9/5/2021	602	4066	4668	12.9%
37	9/12/2021	644	4483	5127	12.6%
38	9/19/2021	565	4062	4627	12.2%
39	9/26/2021	483	3680	4163	11.6%
40	10/3/2021	443	3587	4030	11.0%
41	10/10/2021	369	3322	3691	10.0%
42	10/17/2021	275	3296	3571	7.7%
43	10/24/2021	305	3060	3365	9.1%
44	10/31/2021	307	3333	3640	8.4%

Table 4. Covid-19 Cases and Rate Per 10,000 by Race, Jefferson County, Missouri\*

Race	Cases	Rate Per 10000
White	24366	1126.5
Black	294	1088.5
Asian	129	716.4
American Indian/ Alaska Native	32	473.9
Native Hawaiian or Other Pacific Islander	11	488.7
Unknown	3866	N/A

\*Rates calculated using data from the United States Census Bureau for Jefferson County, Missouri (2019)

Figure 8. Covid-19 Case Rate by Race Per 10,000 Residents, Jefferson County, Missouri\*



\*Case Rates calculated excluding unknown and missing race data.



Figure 9. Covid-19 Active Cases by Zip Code, Jefferson County, Missouri

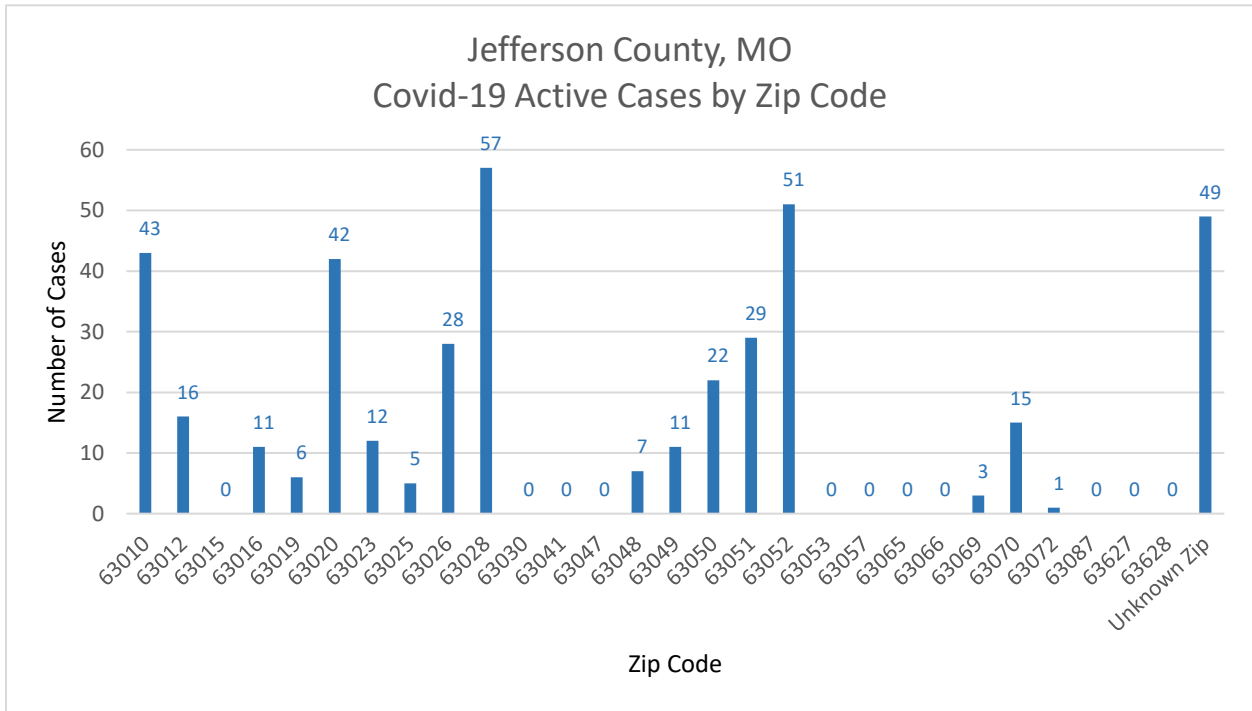
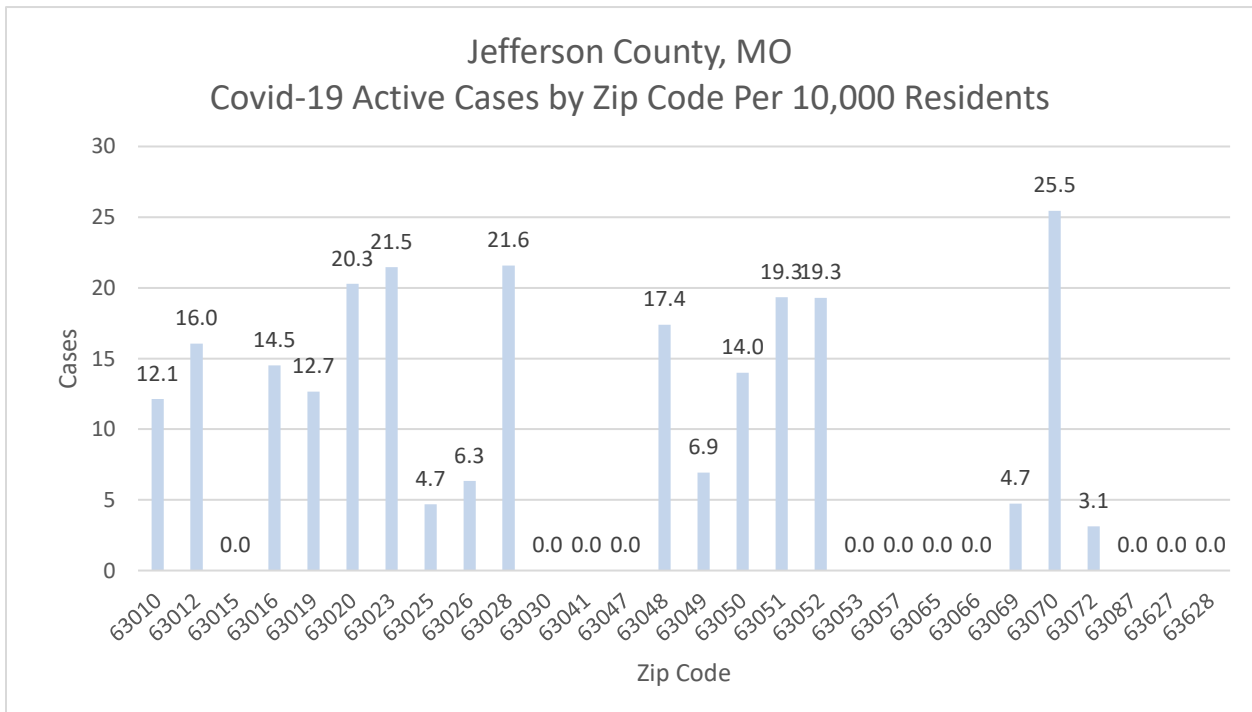


Figure 10. Covid-19 Active Cases by Zip Code Per 10,000 Residents, Jefferson County, Missouri





Champion positive health outcomes and behaviors through innovative programs and community engagement

**Jefferson County, Missouri**  
**Covid-19 Surveillance Report**  
**School Aged Population**

**Week 44: October 31- November 6**

*All data are preliminary and may change as more reports are received.*

---

**SUMMARY:**

- During Week 44 a total of 110 confirmed and probable Covid-19 cases were reported in Jefferson County for the 0-19 year age group. A cumulative total of 5529 confirmed and probable Covid-19 cases have been reported in 0-19 year age group in Jefferson County, Missouri.
-

Table 1. Number of Confirmed and Probable Covid-19 Cases by Week,  
0-19 Year Age Group,  
Jefferson County, Missouri

CDC Week	CDC Week Start Date	Covid-19 Cases	Cumulative Covid-19 Case Total
5	1/31/2021	91	2574
6	2/7/2021	28	2602
7	2/14/2021	33	2635
8	2/21/2021	29	2664
9	2/28/2021	32	2696
10	3/7/2021	33	2729
11	3/14/2021	31	2760
12	3/21/2021	44	2804
13	3/28/2021	61	2865
14	4/4/2021	58	2923
15	4/11/2021	48	2971
16	4/18/2021	43	3014
17	4/25/2021	47	3061
18	5/2/2021	34	3095
19	5/9/2021	21	3116
20	5/16/2021	12	3128
21	5/23/2021	6	3134
22	5/30/2021	4	3138
23	6/6/2021	7	3145
24	6/13/2021	13	3158
25	6/20/2021	26	3184
26	6/27/2021	24	3208
27	7/4/2021	34	3242
28	7/11/2021	63	3305
29	7/18/2021	74	3379
30	7/25/2021	103	3482
31	8/1/2021	100	3582
32	8/8/2021	106	3688
33	8/15/2021	111	3799
34	8/22/2021	103	3902
35	8/29/2021	209	4111
36	9/5/2021	240	4351
37	9/12/2021	255	4606
38	9/19/2021	220	4826
39	9/26/2021	176	5002
40	10/3/2021	159	5161
41	10/10/2021	103	5264
42	10/17/2021	83	5347
43	10/24/2021	72	5419
44	10/31/2021	110	5529

Figure 1. Number of Confirmed and Probable Covid-19 Cases by Week, 0-19 Year Age Group, Jefferson County, Missouri

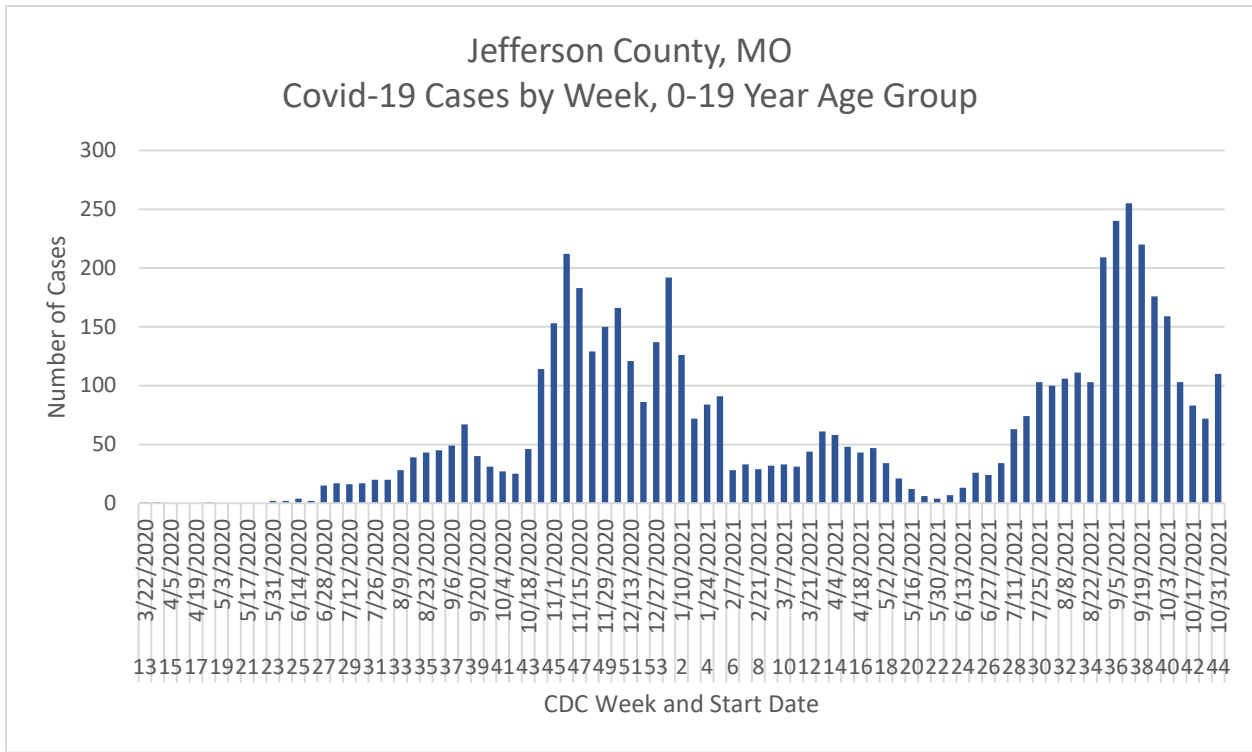


Table 2. Covid-19 Cases by Age Group, Jefferson County, Missouri

Age Group	Cases	Percent
0-9	1,587	4.79%
10-19	3,997	12.06%
20+	27,564	83.15%

Figure 2. Covid-19 Active Cases by Zip Code, 0-19 Year Age Group, Jefferson County, Missouri

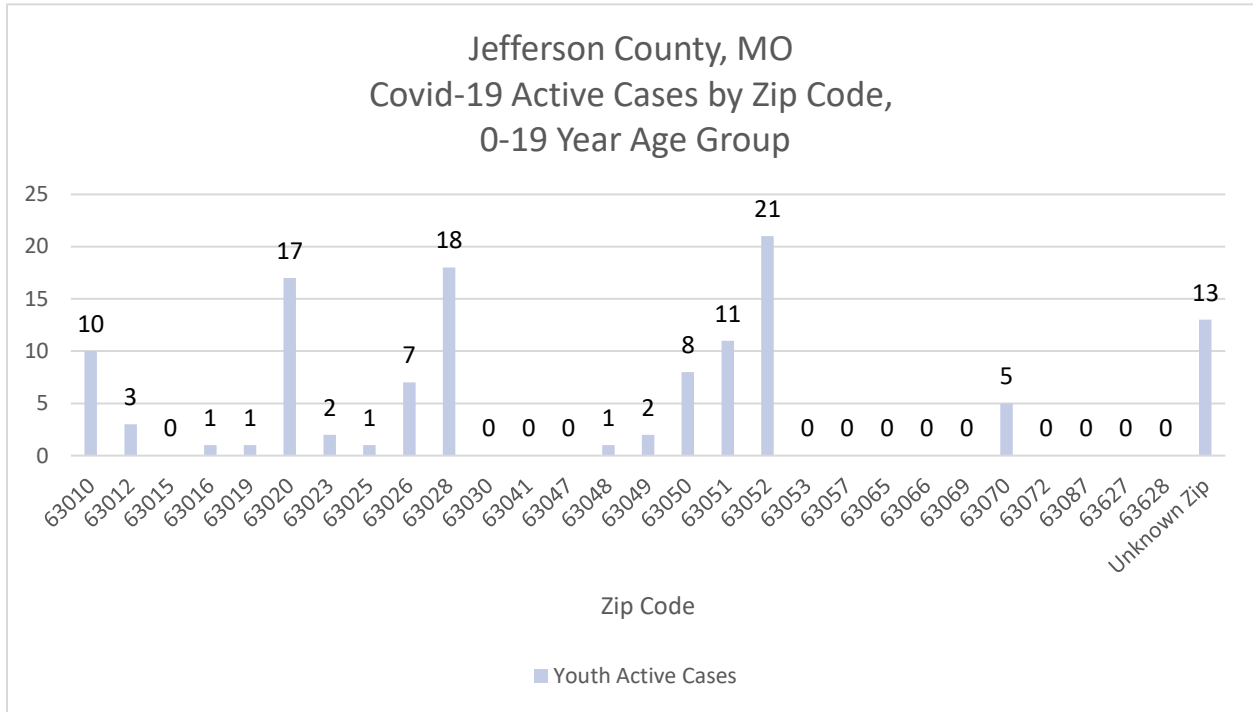


Figure 3. Covid-19 Active and Cumulative Cases by Age-Based Grade Levels, Jefferson County, Missouri

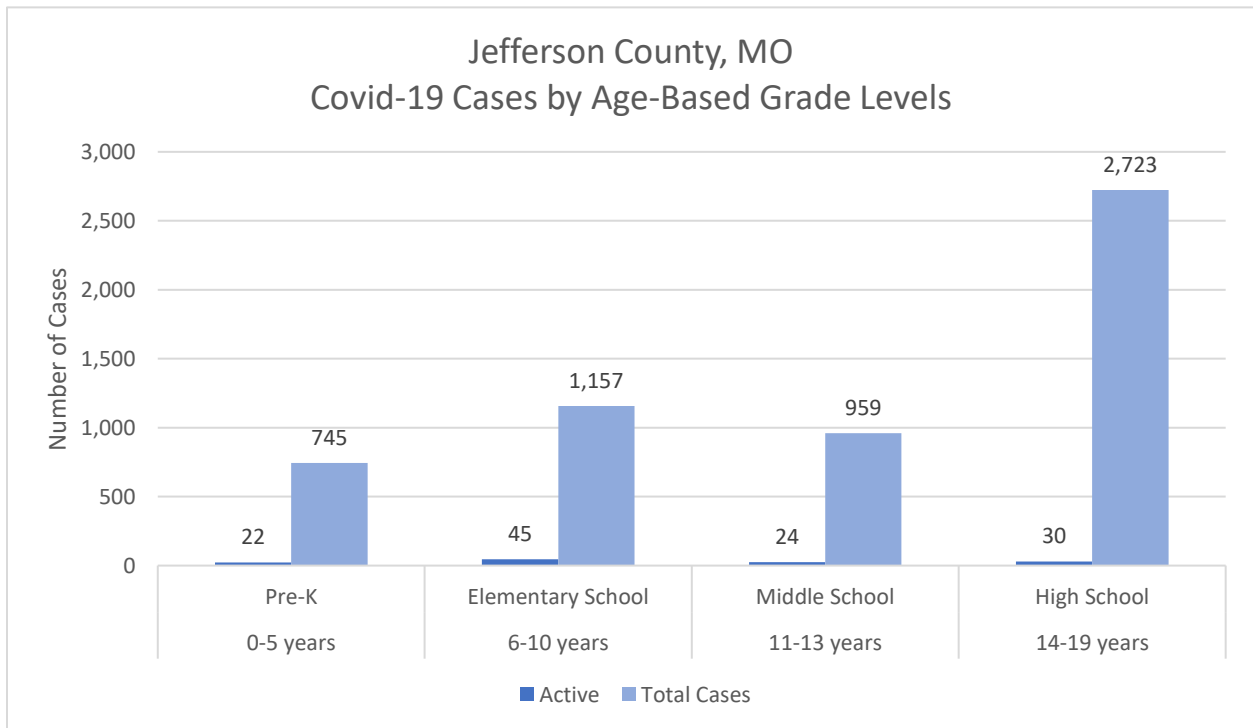


Figure 4. Daily Covid-19 Cases and 7-Day Rolling Average by Age-Based Grade Levels, Pre-K Age Group, Jefferson County, Missouri

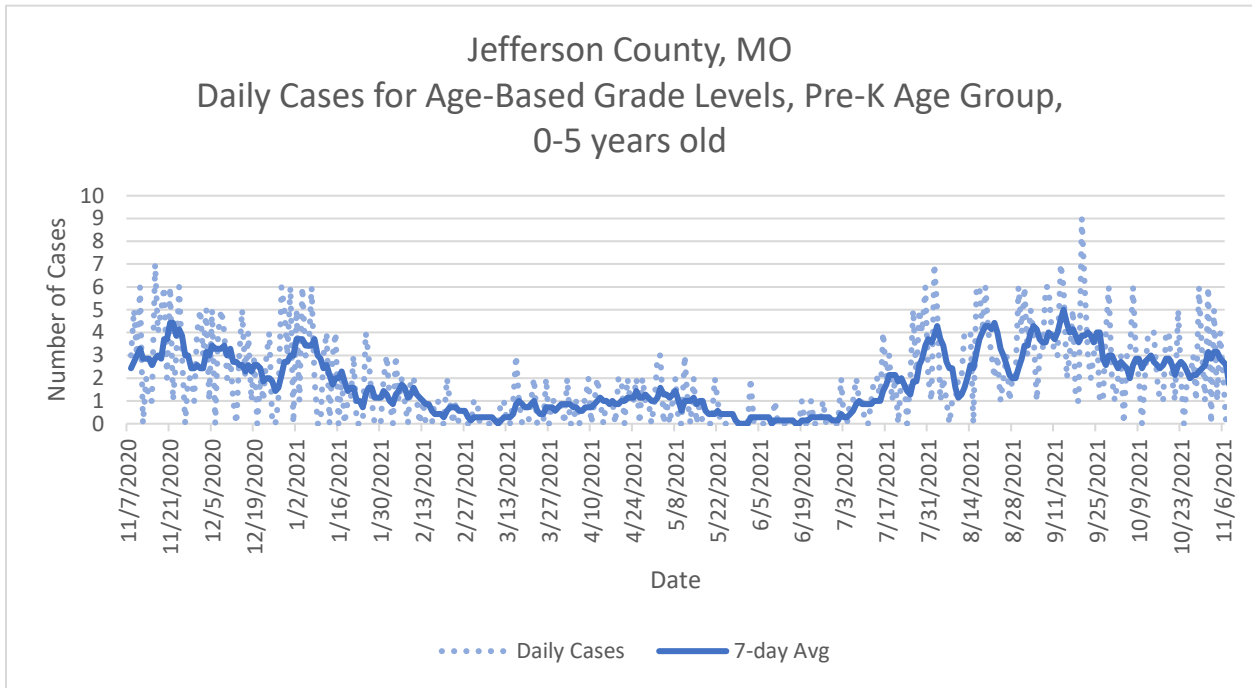


Figure 5. Daily Covid-19 Cases and 7-Day Rolling Average by Age-Based Grade Levels, Elementary School Age Group, Jefferson County, Missouri

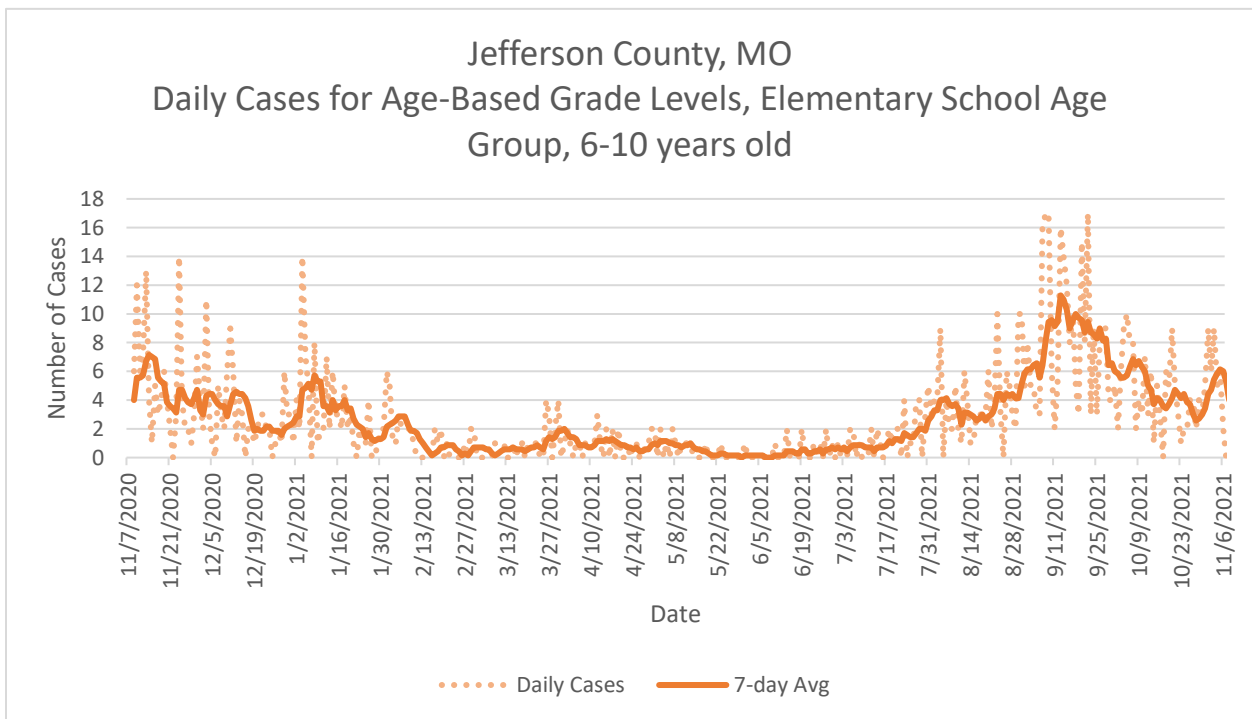


Figure 6. Daily Covid-19 Cases and 7-Day Rolling Average by Age-Based Grade Levels, Middle School Age Group, Jefferson County, Missouri

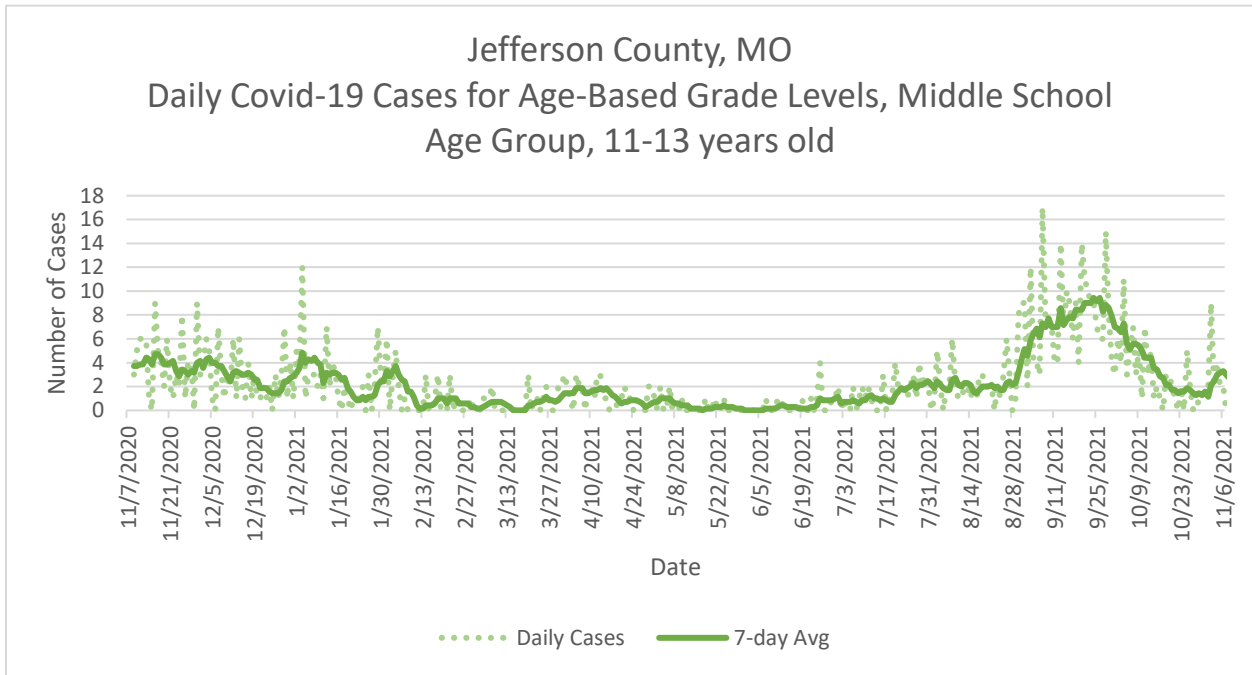


Figure 7. Daily Covid-19 Cases and 7-Day Rolling Average by Age-Based Grade Levels, High School Age Group, Jefferson County, Missouri

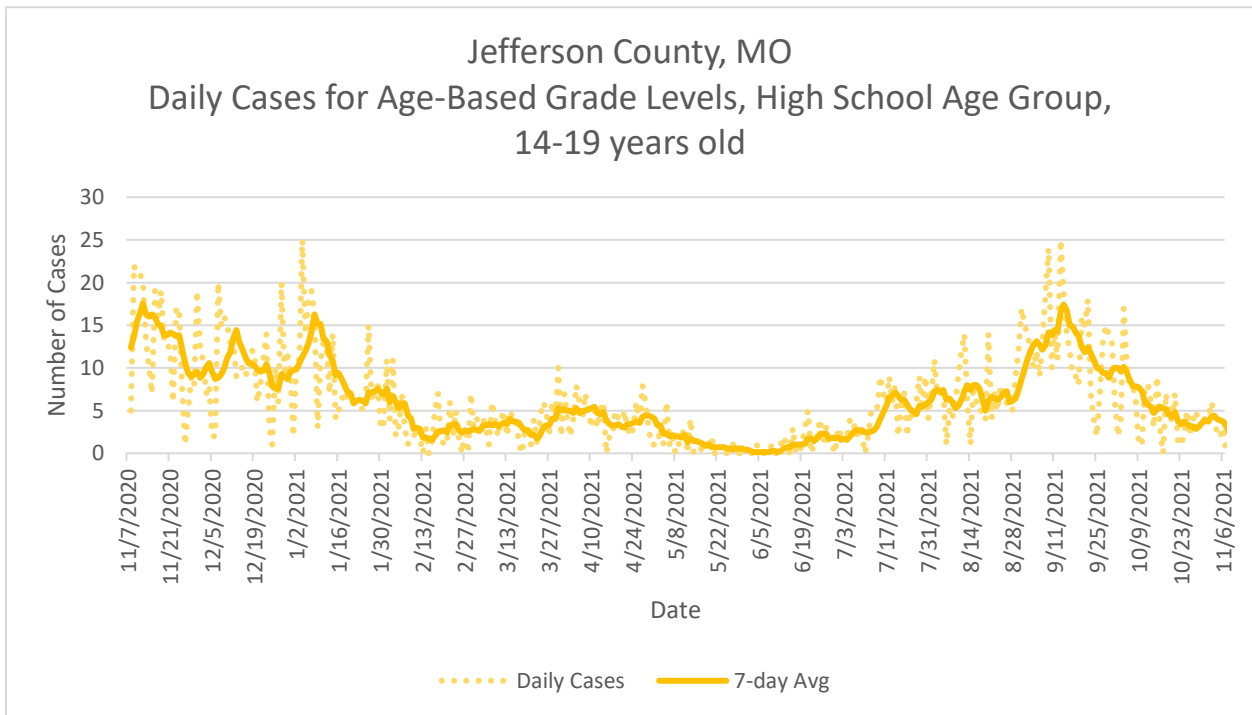


Figure 8. Overlay of 7-Day Rolling Average of Daily Covid-19 Cases for all Age-Based Grade Levels, Jefferson County, Missouri

