



Champion positive health outcomes and behaviors through innovative programs and community engagement

**Jefferson County, Missouri**  
**Weekly Total Covid-19 Surveillance Report**  
**Includes Community Based Cases and Long-Term Care Facility Cases**

**Week 43: October 24- October 30**

*All data are preliminary and may change as more reports are received.*

---

**SUMMARY:**

- During Week 43 a total of 348 confirmed and probable Covid-19 cases were reported in Jefferson County. A cumulative total of 32604 confirmed and probable Covid-19 cases have been reported in Jefferson County as of Week 43.
- During Week 43 a total of five Covid-19 associated deaths were reported in Jefferson County. A cumulative total of 329 Covid-19 associated deaths have been reported in Jefferson County as of Week 43.
- Two outbreaks of Covid-19 were reported in long-term care facilities (LTCF) in Jefferson County during Week 43.<sup>1</sup>

---

<sup>1</sup> Outbreaks are defined as a LTCF with one or more confirmed cases of Covid-19 in residents or staff.

## EPIDEMIOLOGIC DATA

Table 1. Number of Confirmed and Probable Covid-19 Cases by Week, Jefferson County, Missouri

CDC Week	CDC Week Start Date	Covid-19 Cases	Cumulative Covid-19 Case Total
3	1/17/2021	629	19207
4	1/24/2021	519	19726
5	1/31/2021	371	20097
6	2/7/2021	253	20350
7	2/14/2021	210	20560
8	2/21/2021	189	20749
9	2/28/2021	169	20918
10	3/7/2021	174	21092
11	3/14/2021	207	21299
12	3/21/2021	280	21579
13	3/28/2021	313	21892
14	4/4/2021	327	22219
15	4/11/2021	263	22482
16	4/18/2021	199	22681
17	4/25/2021	181	22862
18	5/2/2021	137	22999
19	5/9/2021	112	23111
20	5/16/2021	73	23184
21	5/23/2021	57	23241
22	5/30/2021	57	23298
23	6/6/2021	55	23353
24	6/13/2021	72	23425
25	6/20/2021	88	23513
26	6/27/2021	144	23657
27	7/4/2021	178	23835
28	7/11/2021	294	24129
29	7/18/2021	399	24528
30	7/25/2021	551	25079
31	8/1/2021	637	25716
32	8/8/2021	622	26338
33	8/15/2021	560	26898
34	8/22/2021	587	27485
35	8/29/2021	701	28186
36	9/5/2021	731	28917
37	9/12/2021	778	29695
38	9/19/2021	668	30363
39	9/26/2021	588	30951
40	10/3/2021	542	31493
41	10/10/2021	421	31914
42	10/17/2021	342	32256
43	10/24/2021	348	32604

Figure 1. Number of Confirmed and Probable Covid-19 Cases by Week, Jefferson County, Missouri

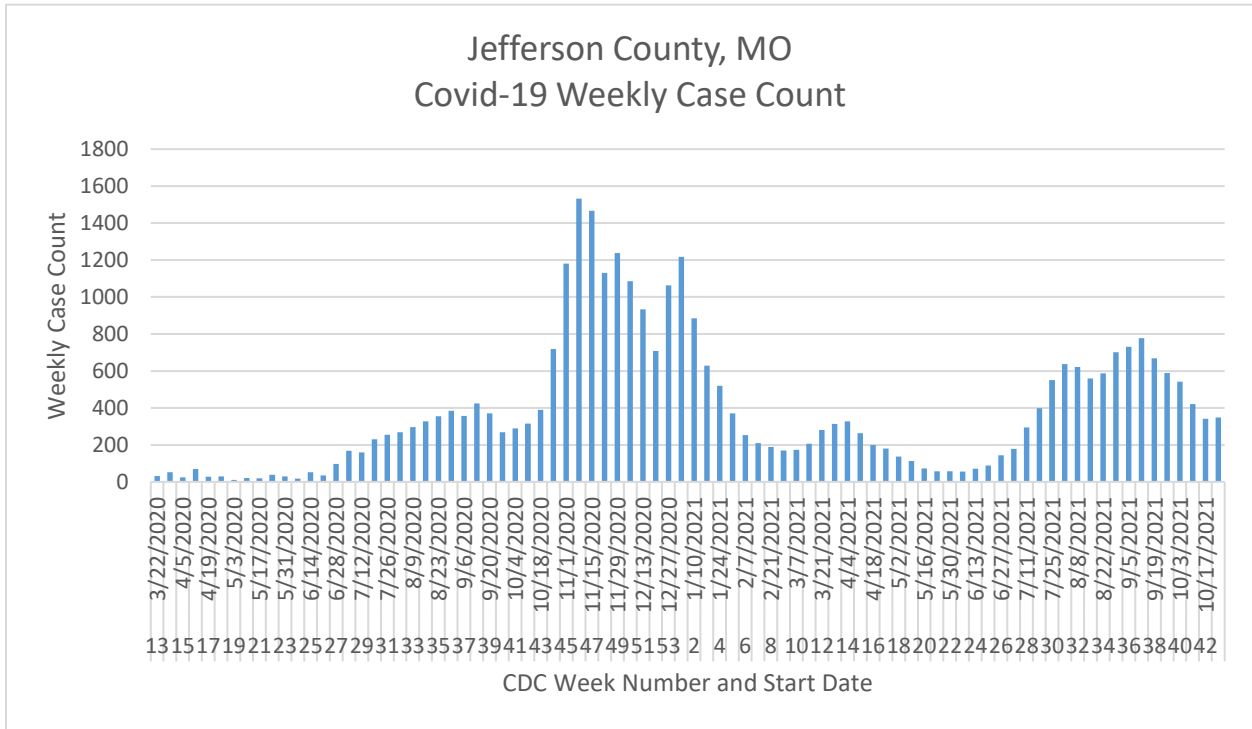


Figure 2. Cumulative Confirmed and Probable Covid-19 Cases by Week, Jefferson County, Missouri

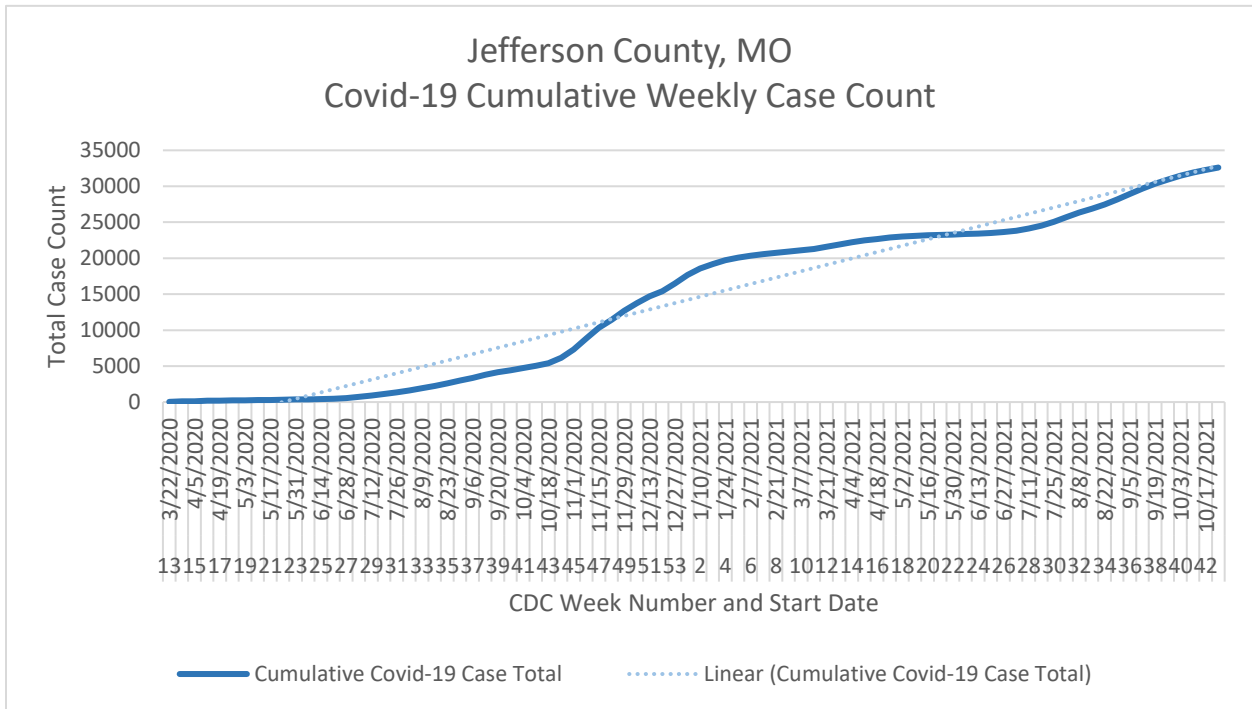


Figure 3. Covid-19 Daily Case Count and 7-Day Average, Jefferson County, Missouri

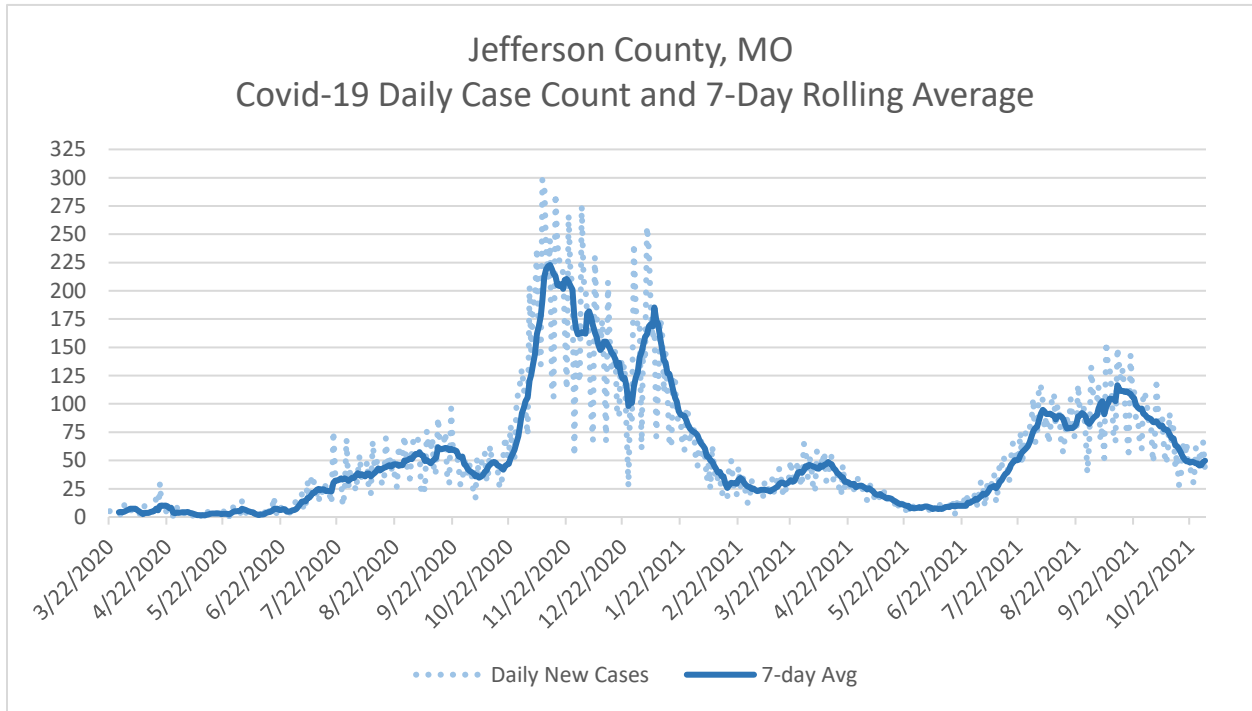


Figure 4. Confirmed and Probable Covid-19 Cases and Age-Adjusted Case Rates, Jefferson County, Missouri

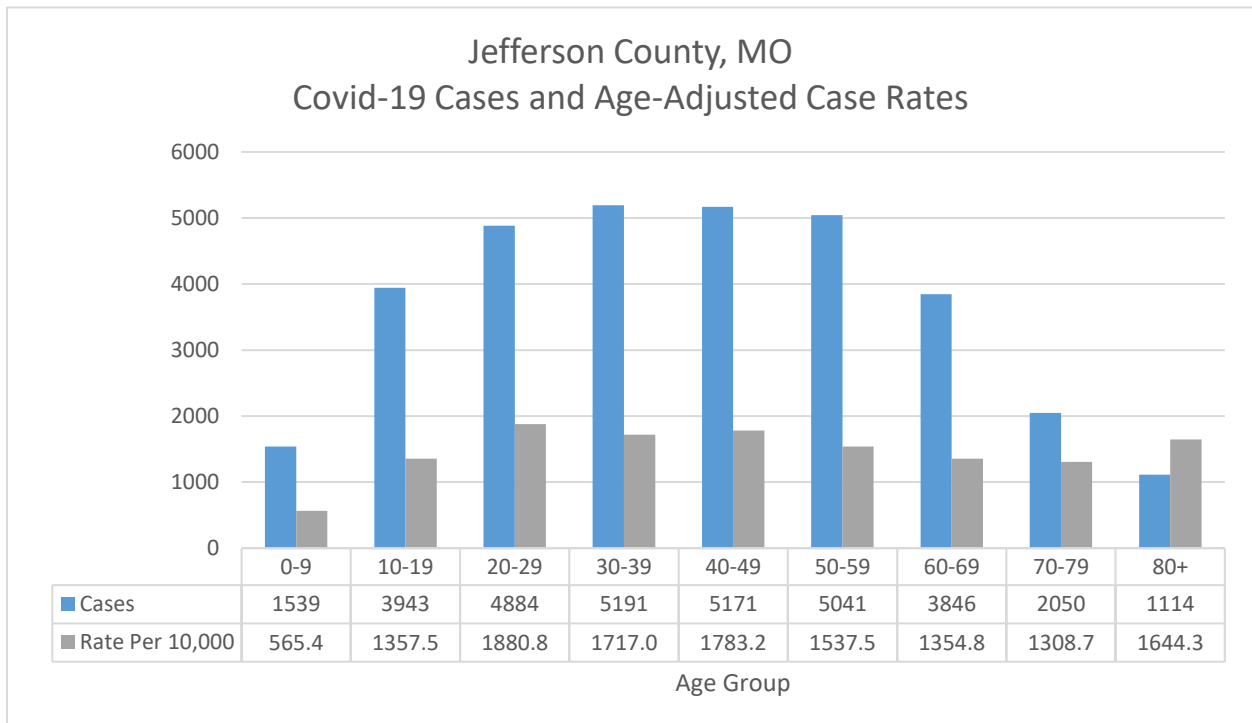


Figure 5. Covid-19 Fatalities and Fatality Rates by Age Group, Jefferson County, Missouri

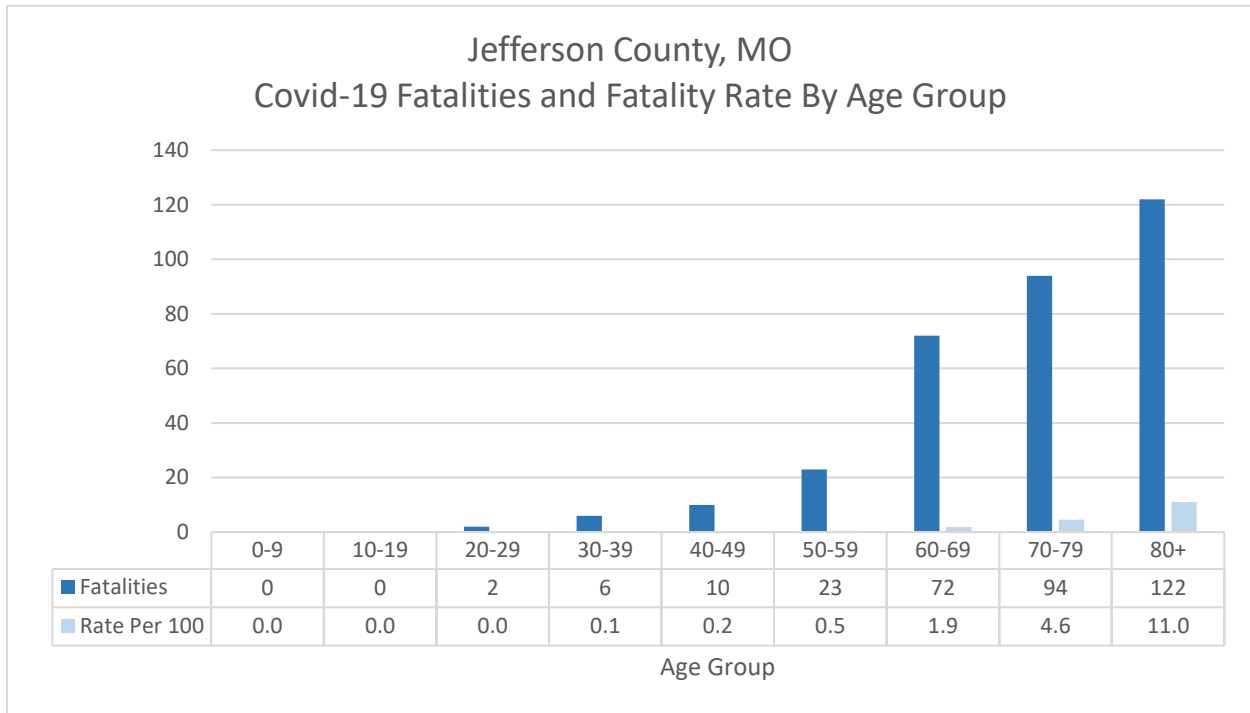


Table 2. Approximate Covid-19 Cumulative Fatality Rates

Jefferson County	1.00%
Missouri	1.42%
US	1.62%

Figure 6. Covid-19 Cases by Sex, Jefferson County, Missouri

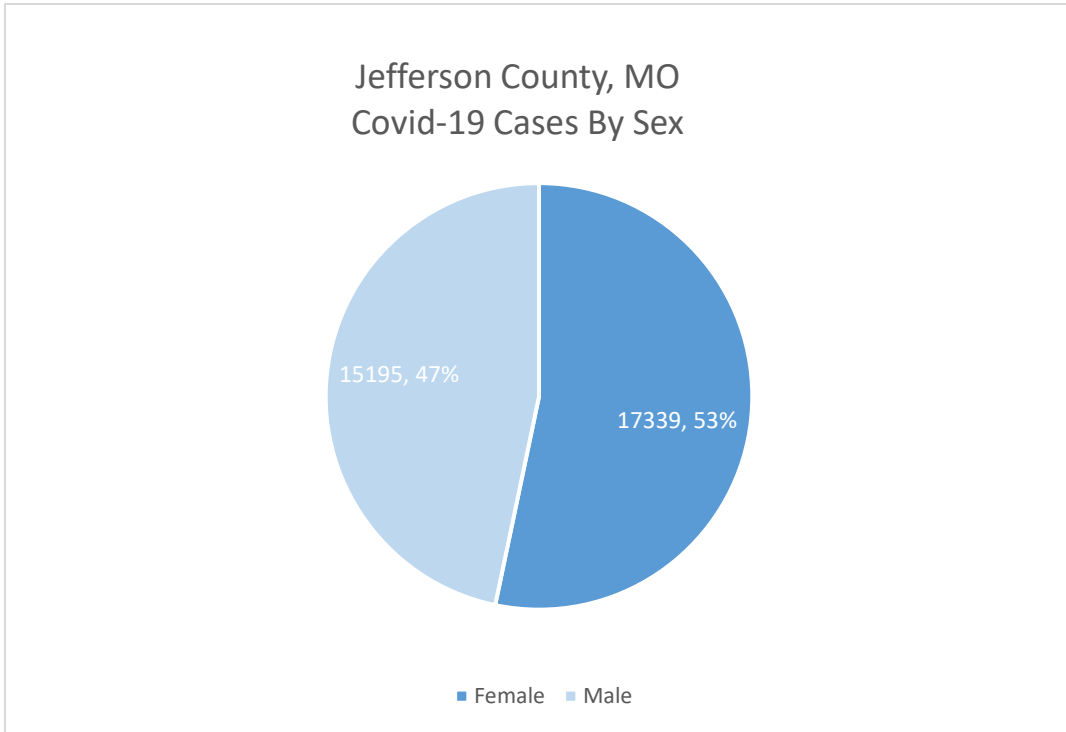


Figure 7. Covid-19 PCR Test Results by Week, Jefferson County, Missouri

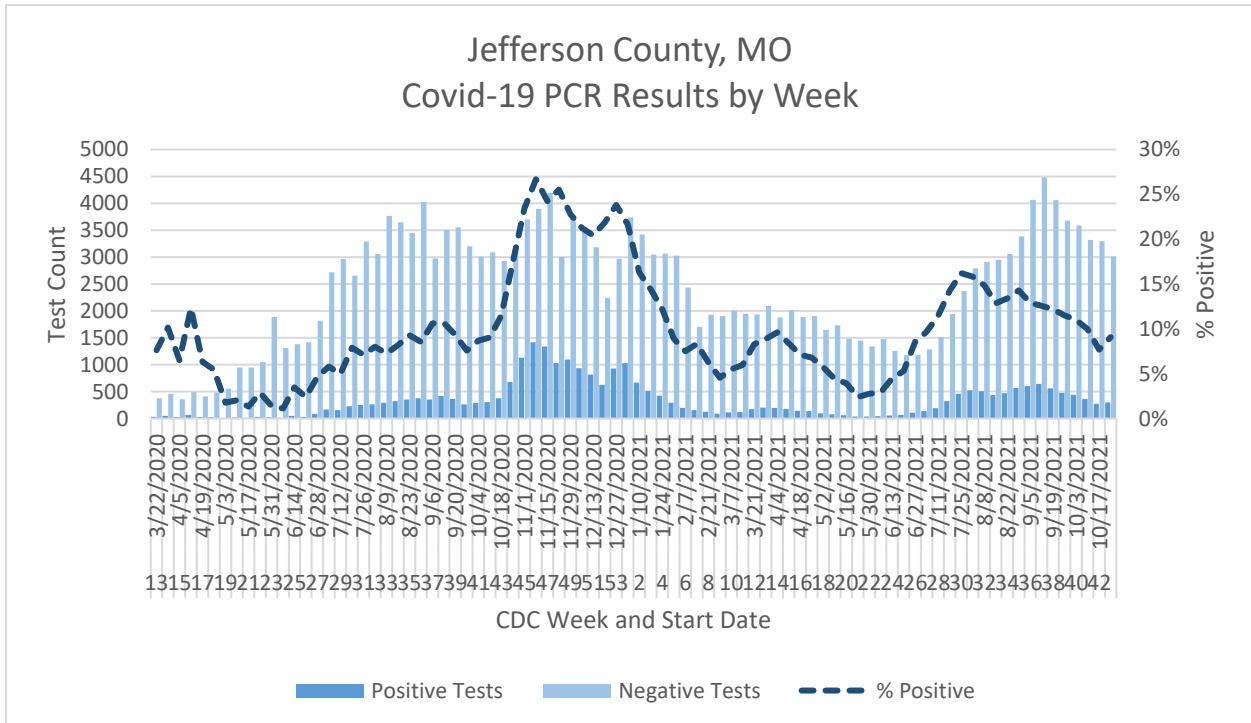


Table 3. Covid-19 PCR Test Results and Percent Positive  
by Week, Jefferson County, Missouri

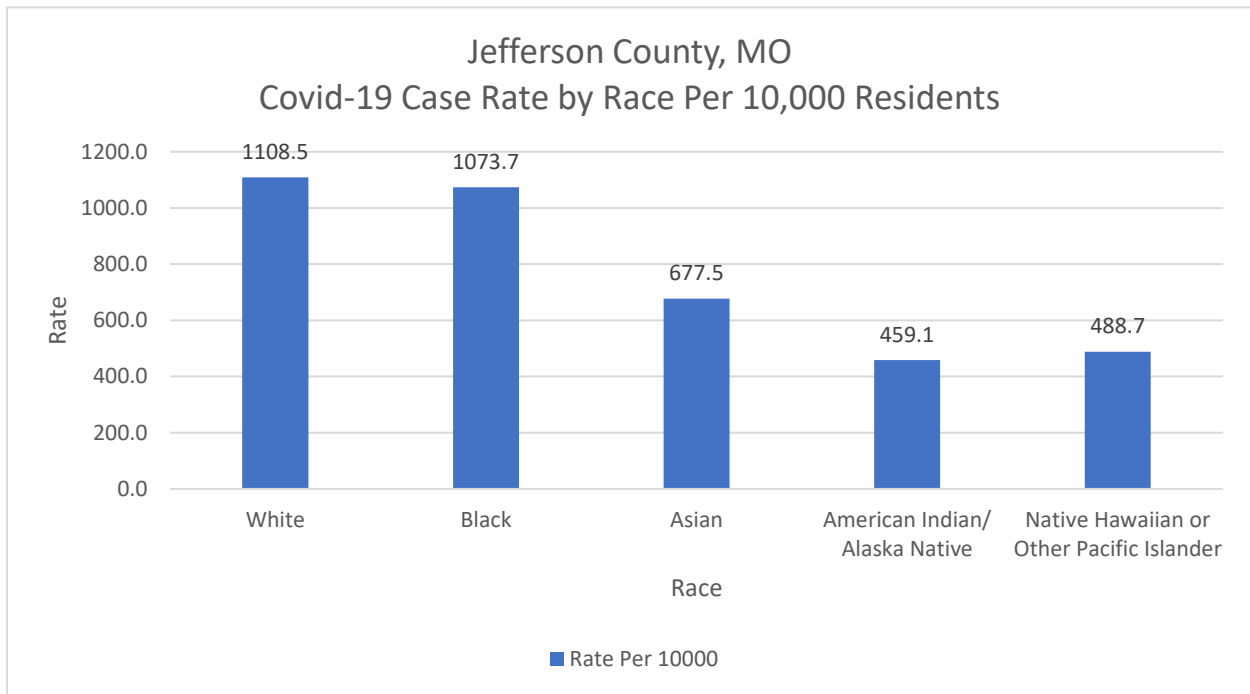
CDC Week	CDC Week Start Date	Positive Tests	Negative Tests	Total Tests	% Positive
1	1/3/2021	1032	3737	4769	21.6%
2	1/10/2021	666	3422	4088	16.3%
3	1/17/2021	512	3046	3558	14.4%
4	1/24/2021	426	3067	3493	12.2%
5	1/31/2021	296	3031	3327	8.9%
6	2/7/2021	198	2434	2632	7.5%
7	2/14/2021	155	1703	1858	8.3%
8	2/21/2021	129	1928	2057	6.3%
9	2/28/2021	91	1907	1998	4.6%
10	3/7/2021	117	2009	2126	5.5%
11	3/14/2021	124	1949	2073	6.0%
12	3/21/2021	175	1933	2108	8.3%
13	3/28/2021	204	2099	2303	8.9%
14	4/4/2021	200	1880	2080	9.6%
15	4/11/2021	184	2010	2194	8.4%
16	4/18/2021	145	1889	2034	7.1%
17	4/25/2021	139	1908	2047	6.8%
18	5/2/2021	100	1651	1751	5.7%
19	5/9/2021	80	1731	1811	4.4%
20	5/16/2021	61	1486	1547	3.9%
21	5/23/2021	36	1448	1484	2.4%
22	5/30/2021	38	1339	1377	2.8%
23	6/6/2021	45	1478	1523	3.0%
24	6/13/2021	59	1255	1314	4.5%
25	6/20/2021	66	1183	1249	5.3%
26	6/27/2021	111	1188	1299	8.5%
27	7/4/2021	138	1285	1423	9.7%
28	7/11/2021	196	1512	1708	11.5%
29	7/18/2021	323	1943	2266	14.3%
30	7/25/2021	459	2371	2830	16.2%
31	8/1/2021	524	2791	3315	15.8%
32	8/8/2021	508	2911	3419	14.9%
33	8/15/2021	436	2950	3386	12.9%
34	8/22/2021	473	3059	3532	13.4%
35	8/29/2021	565	3386	3951	14.3%
36	9/5/2021	602	4067	4669	12.9%
37	9/12/2021	644	4482	5126	12.6%
38	9/19/2021	564	4061	4625	12.2%
39	9/26/2021	478	3679	4157	11.5%
40	10/3/2021	443	3587	4030	11.0%
41	10/10/2021	367	3319	3686	10.0%
42	10/17/2021	274	3295	3569	7.7%
43	10/24/2021	301	3014	3315	9.1%

Table 4. Covid-19 Cases and Rate Per 10,000 by Race, Jefferson County, Missouri\*

Race	Cases	Rate Per 10000
White	23977	1108.5
Black	290	1073.7
Asian	122	677.5
American Indian/ Alaska Native	31	459.1
Native Hawaiian or Other Pacific Islander	11	488.7
Unknown	3859	N/A

\*Rates calculated using data from the United States Census Bureau for Jefferson County, Missouri (2019)

Figure 8. Covid-19 Case Rate by Race Per 10,000 Residents, Jefferson County, Missouri\*



\*Case Rates calculated excluding unknown and missing race data.



Figure 9. Covid-19 Active Cases by Zip Code, Jefferson County, Missouri

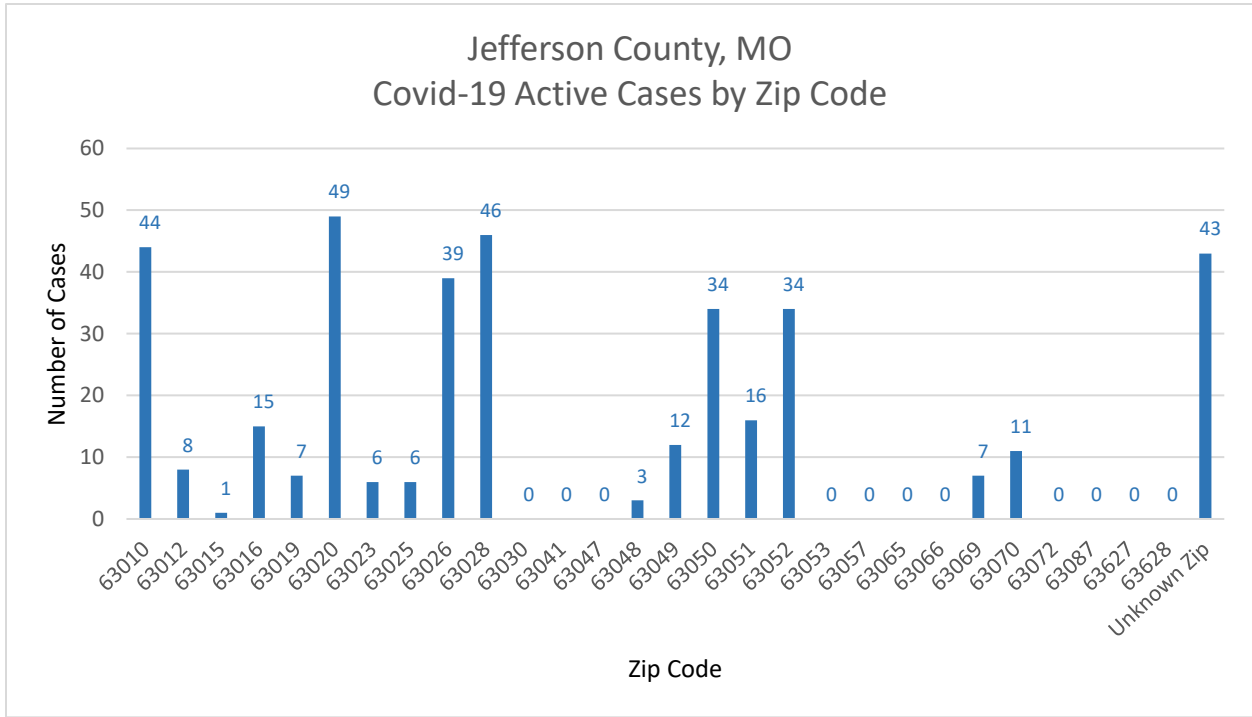
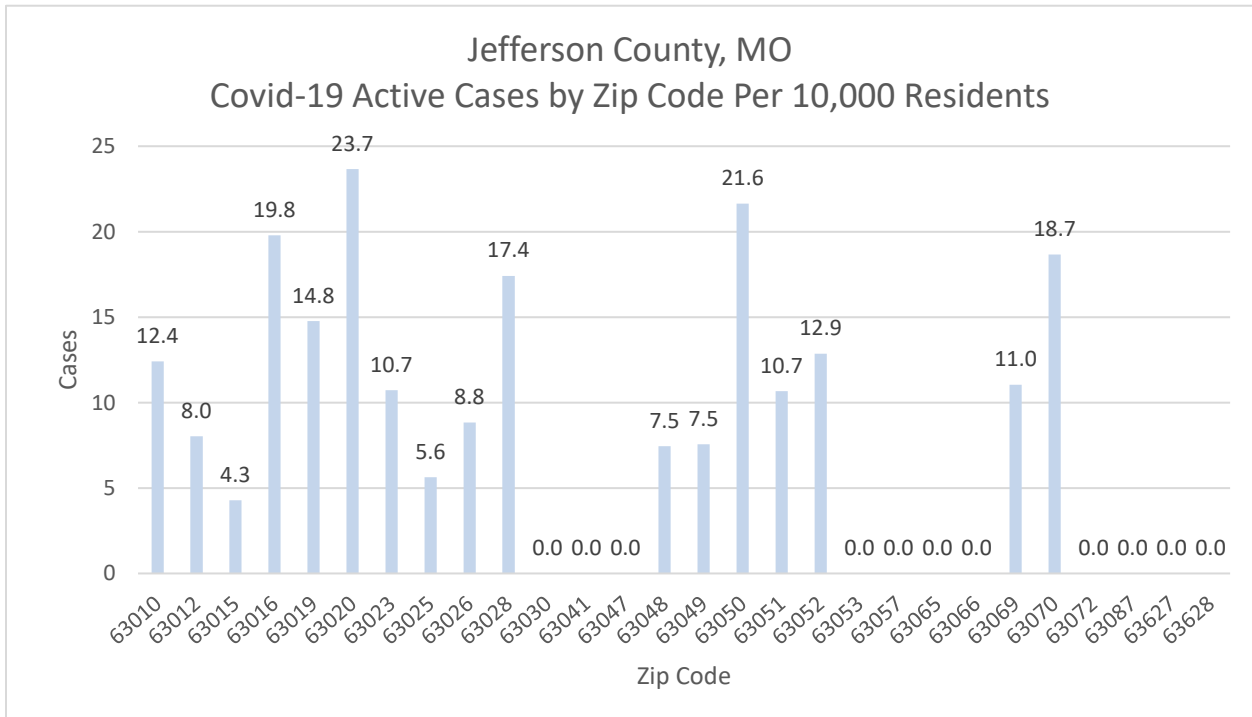


Figure 10. Covid-19 Active Cases by Zip Code Per 10,000 Residents, Jefferson County, Missouri





Champion positive health outcomes and behaviors through innovative programs and community engagement

**Jefferson County, Missouri**  
**Covid-19 Surveillance Report**  
**School Aged Population**

**Week 43: October 24- October 30**

*All data are preliminary and may change as more reports are received.*

---

**SUMMARY:**

- During Week 43 a total of 72 confirmed and probable Covid-19 cases were reported in Jefferson County for the 0-19 year age group. A cumulative total of 5426 confirmed and probable Covid-19 cases have been reported in 0-19 year age group in Jefferson County, Missouri.
-

Table 1. Number of Confirmed and Probable Covid-19 Cases by Week,  
0-19 Year Age Group,  
Jefferson County, Missouri

CDC Week	CDC Week Start Date	Covid-19 Cases	Cumulative Covid-19 Case Total
4	1/24/2021	84	2489
5	1/31/2021	91	2580
6	2/7/2021	28	2608
7	2/14/2021	33	2641
8	2/21/2021	29	2670
9	2/28/2021	32	2702
10	3/7/2021	34	2736
11	3/14/2021	31	2767
12	3/21/2021	44	2811
13	3/28/2021	61	2872
14	4/4/2021	58	2930
15	4/11/2021	48	2978
16	4/18/2021	43	3021
17	4/25/2021	48	3069
18	5/2/2021	34	3103
19	5/9/2021	21	3124
20	5/16/2021	12	3136
21	5/23/2021	6	3142
22	5/30/2021	4	3146
23	6/6/2021	7	3153
24	6/13/2021	13	3166
25	6/20/2021	26	3192
26	6/27/2021	24	3216
27	7/4/2021	34	3250
28	7/11/2021	63	3313
29	7/18/2021	74	3387
30	7/25/2021	103	3490
31	8/1/2021	101	3591
32	8/8/2021	105	3696
33	8/15/2021	111	3807
34	8/22/2021	103	3910
35	8/29/2021	209	4119
36	9/5/2021	240	4359
37	9/12/2021	255	4614
38	9/19/2021	220	4834
39	9/26/2021	175	5009
40	10/3/2021	160	5169
41	10/10/2021	103	5272
42	10/17/2021	82	5354
43	10/24/2021	72	5426

Figure 1. Number of Confirmed and Probable Covid-19 Cases by Week, 0-19 Year Age Group, Jefferson County, Missouri

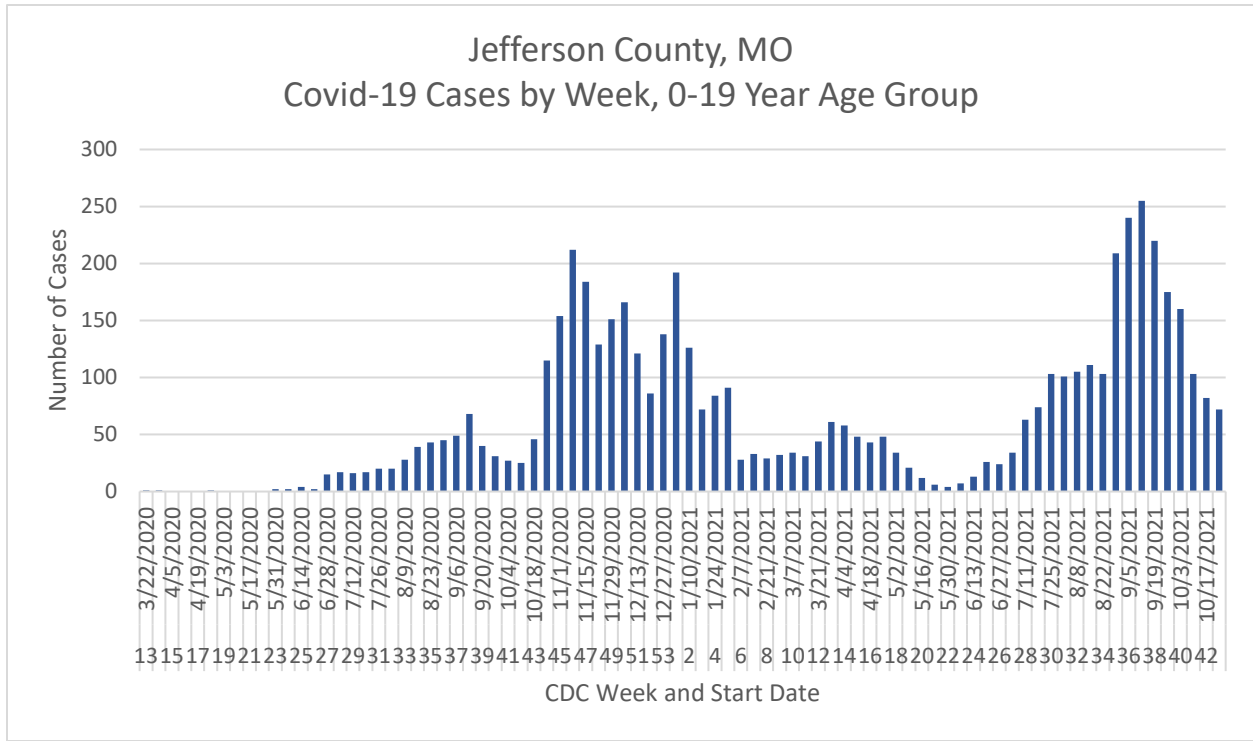


Table 2. Covid-19 Cases by Age Group, Jefferson County, Missouri

Age Group	Cases	Percent
0-9	1,539	4.70%
10-19	3,943	12.03%
20+	27,297	83.28%

Figure 2. Covid-19 Active Cases by Zip Code, 0-19 Year Age Group, Jefferson County, Missouri

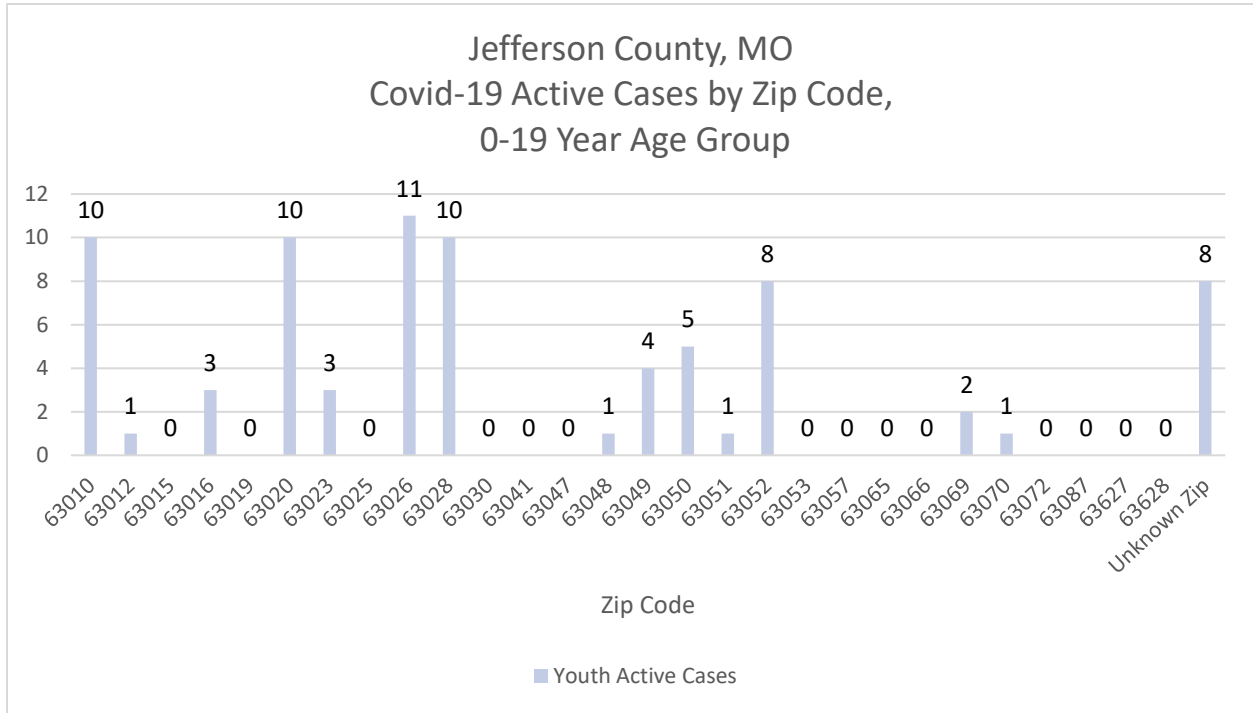


Figure 3. Covid-19 Active and Cumulative Cases by Age-Based Grade Levels, Jefferson County, Missouri

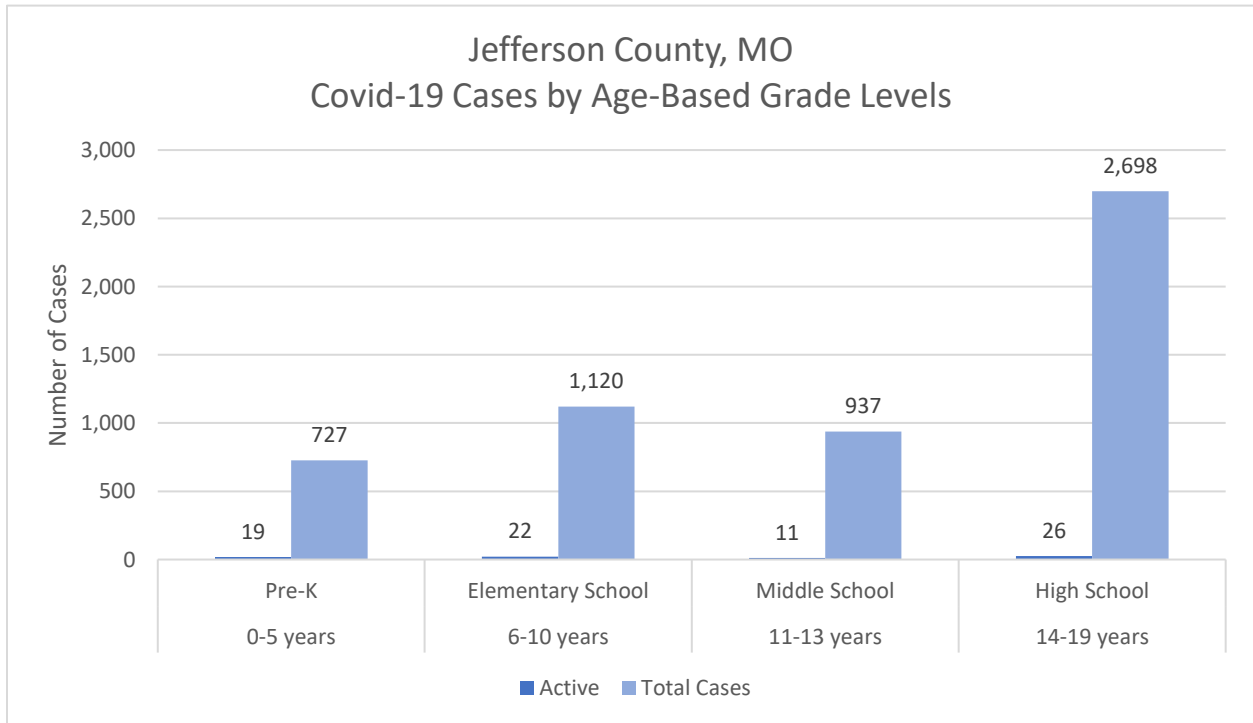


Figure 4. Daily Covid-19 Cases and 7-Day Rolling Average by Age-Based Grade Levels, Pre-K Age Group, Jefferson County, Missouri

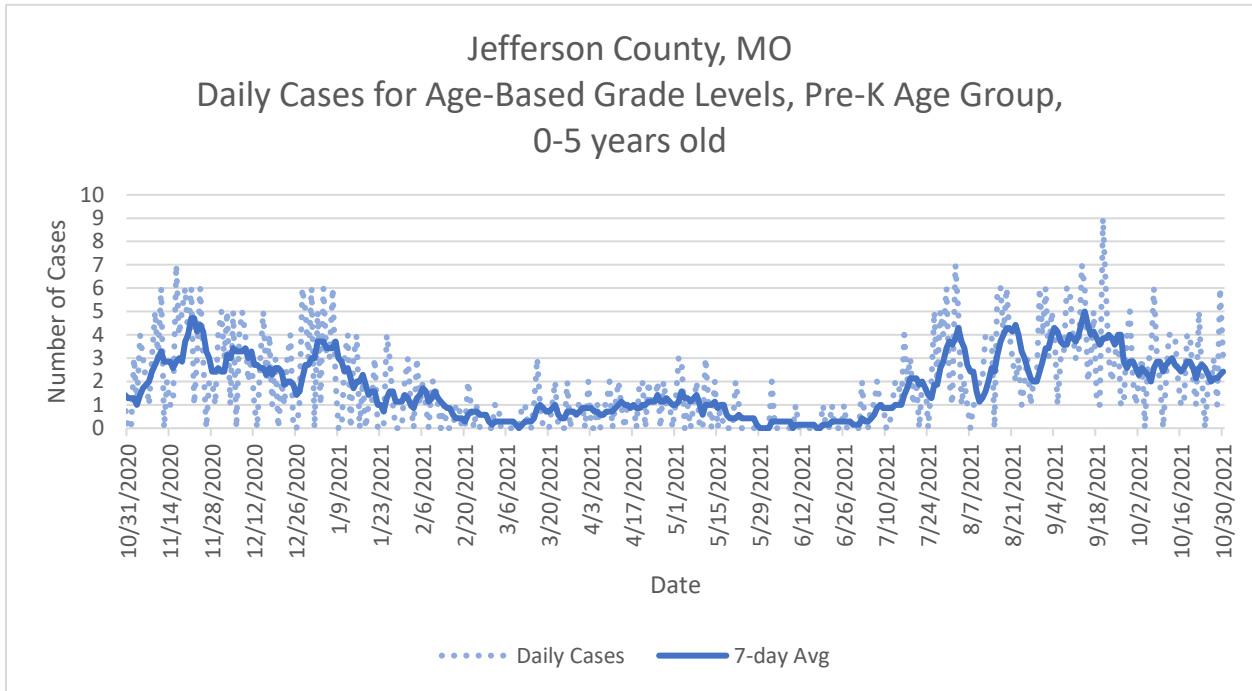


Figure 5. Daily Covid-19 Cases and 7-Day Rolling Average by Age-Based Grade Levels, Elementary School Age Group, Jefferson County, Missouri

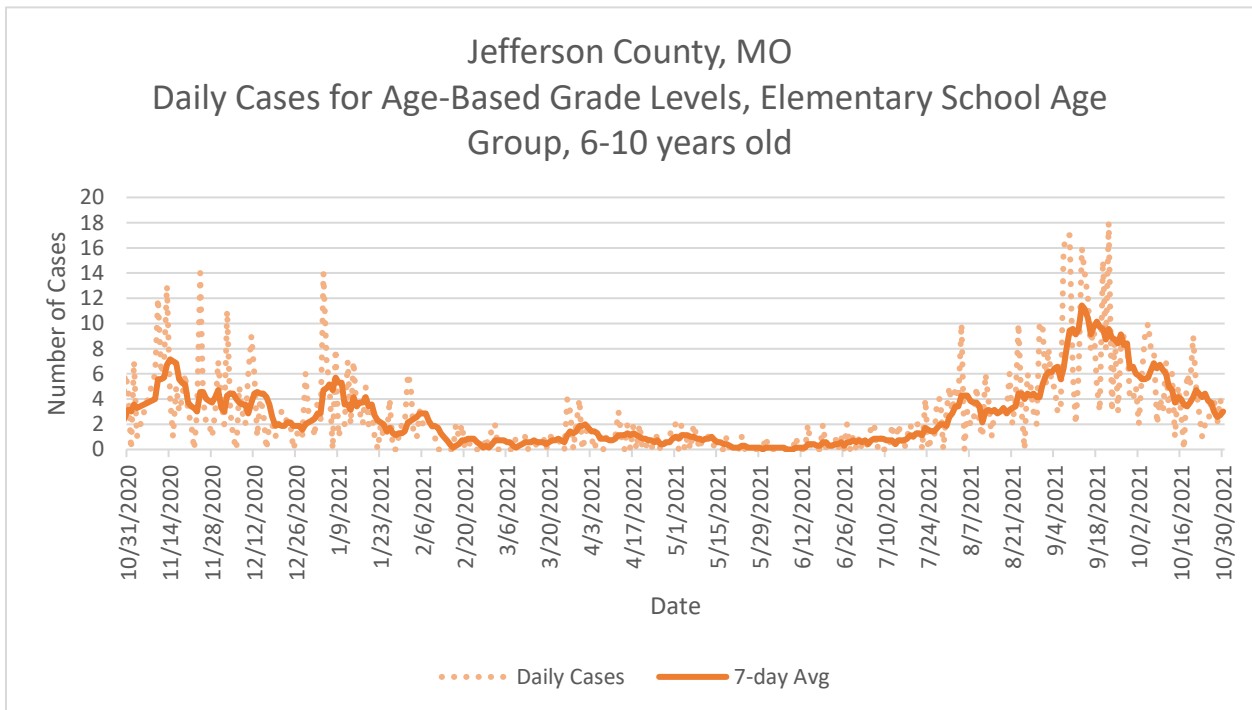


Figure 6. Daily Covid-19 Cases and 7-Day Rolling Average by Age-Based Grade Levels, Middle School Age Group, Jefferson County, Missouri

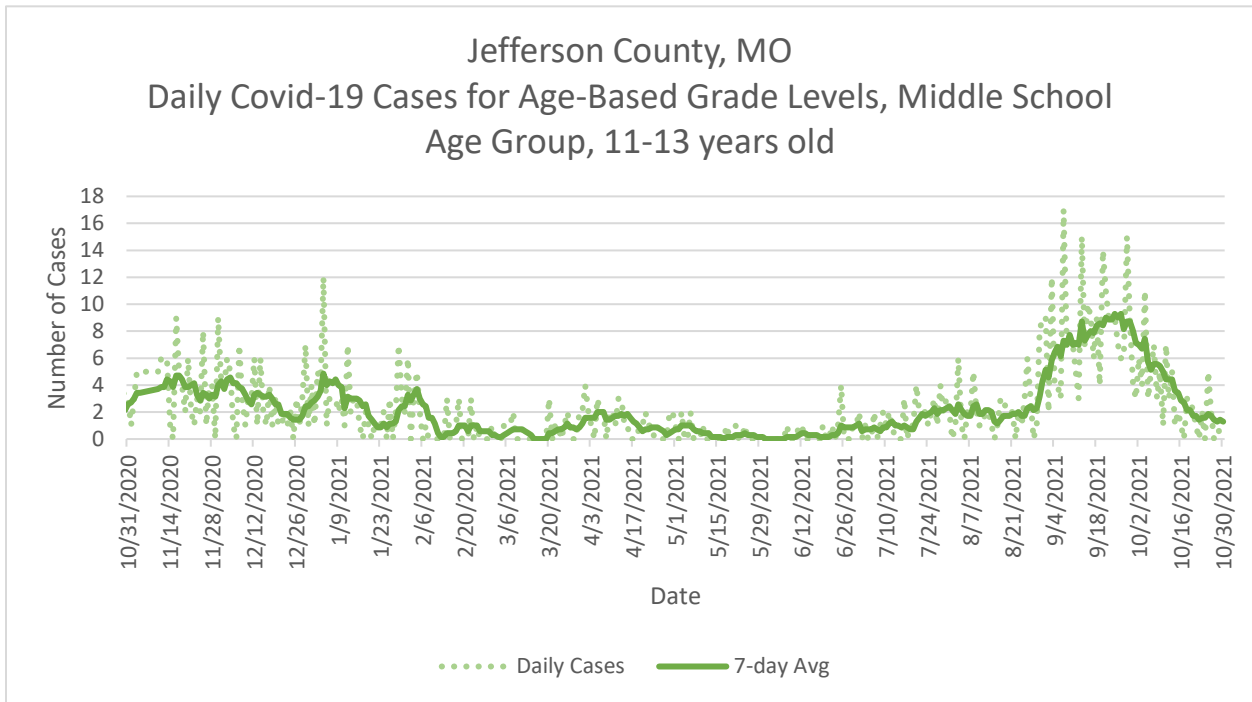


Figure 7. Daily Covid-19 Cases and 7-Day Rolling Average by Age-Based Grade Levels, High School Age Group, Jefferson County, Missouri

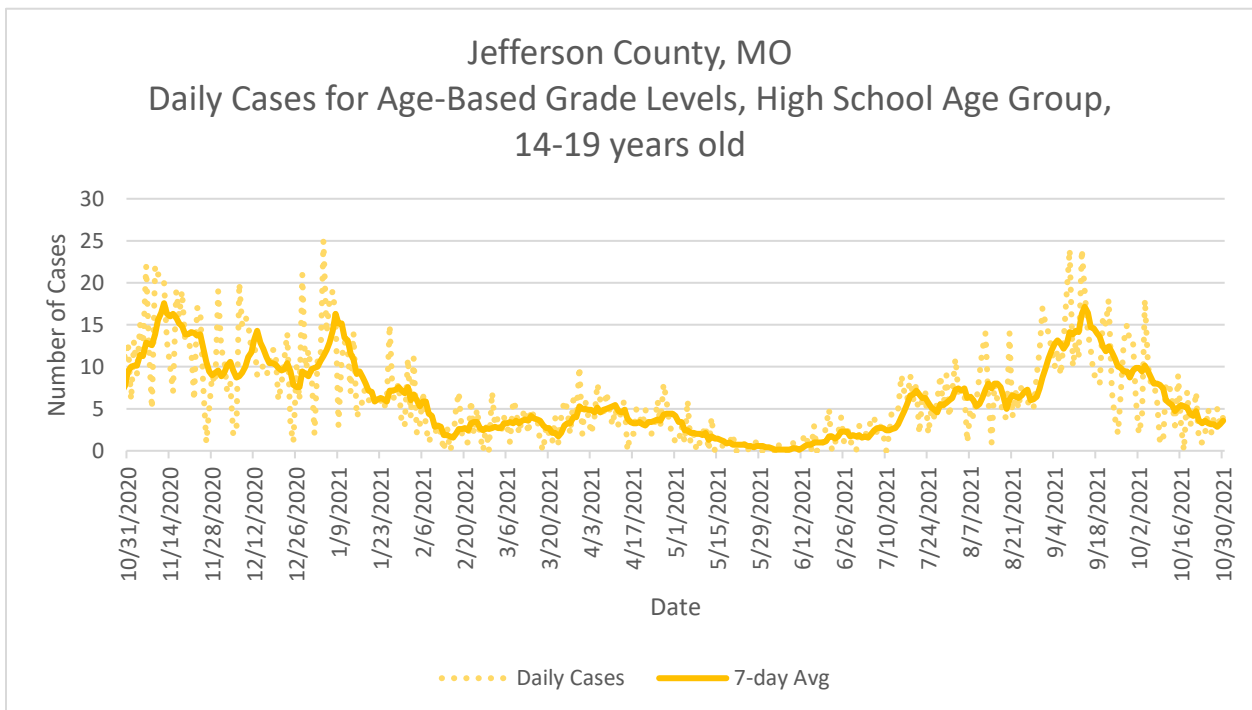


Figure 8. Overlay of 7-Day Rolling Average of Daily Covid-19 Cases for all Age-Based Grade Levels, Jefferson County, Missouri

