



Champion positive health outcomes and behaviors through innovative programs and community engagement

Jefferson County, Missouri
Weekly Total Covid-19 Surveillance Report
Includes Community Based Cases and Long-Term Care Facility Cases

Week 40: September 27- October 3

All data are preliminary and may change as more reports are received.

SUMMARY:

- During Week 40 a total of 359 confirmed and probable Covid-19 cases were reported in Jefferson County. A year-to-date total of 4813 confirmed and probable Covid-19 cases have been reported in Jefferson County as of Week 40.
- Sixty-five Covid-19 associated deaths have been reported in Jefferson County as of Week 40.
- Nineteen outbreaks of Covid-19 have been reported in long-term care facilities (LTCF) in Jefferson County.¹

¹ Outbreaks are defined as a LTCF with one or more confirmed cases of Covid-19 in residents or staff.

EPIDEMIOLOGIC DATA:

Table 1. Number of Confirmed and Probable Covid-19 Cases by Week, Jefferson County, Missouri

CDC Week	CDC Week Start Date	Covid-19 Cases	Cumulative Covid-19 Case Total
12	3/15/2020	0	0
13	3/22/2020	22	22
14	3/29/2020	52	74
15	4/5/2020	49	123
16	4/12/2020	57	180
17	4/19/2020	72	252
18	4/26/2020	28	280
19	5/3/2020	25	305
20	5/10/2020	23	328
21	5/17/2020	14	342
22	5/24/2020	16	358
23	5/31/2020	55	413
24	6/7/2020	15	428
25	6/14/2020	32	460
26	6/21/2020	62	522
27	6/28/2020	40	562
28	7/5/2020	163	725
29	7/12/2020	172	897
30	7/19/2020	250	1147
31	7/26/2020	298	1445
32	8/2/2020	324	1769
33	8/9/2020	314	2083
34	8/16/2020	294	2377
35	8/23/2020	373	2750
36	8/30/2020	394	3144
37	9/6/2020	375	3519
38	9/13/2020	496	4015
39	9/20/2020	439	4454
40	9/27/2020	359	4813

Figure 1. Number of Confirmed and Probable Covid-19 Cases by Week, Jefferson County, Missouri

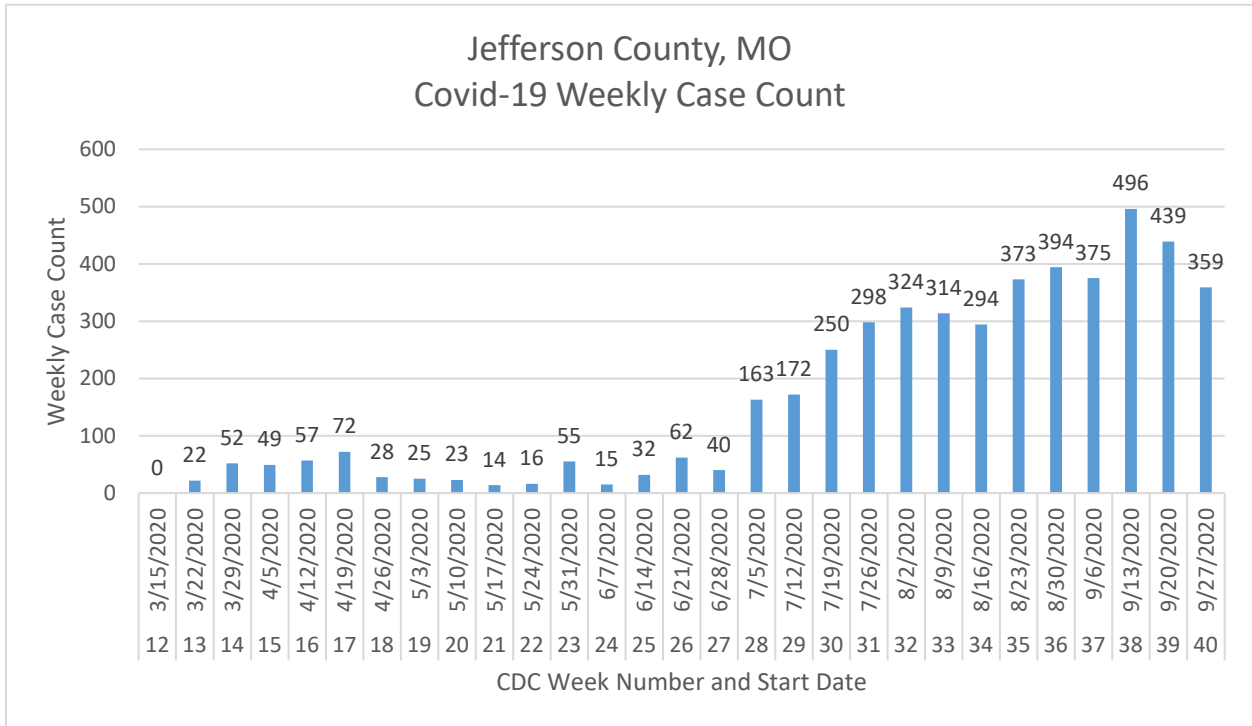


Figure 2. Cumulative Confirmed and Probable Covid-19 Cases by Week, Jefferson County, Missouri

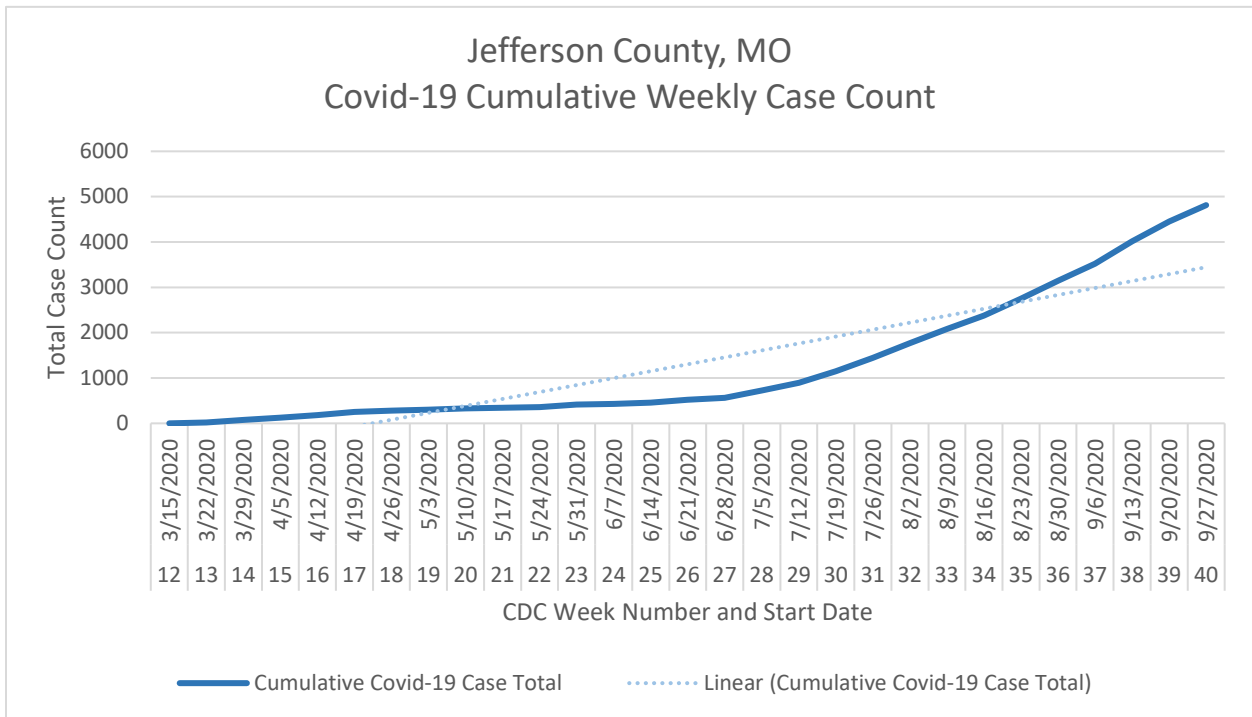


Figure 3. Covid-19 Daily Case Count and 7-Day Average, Jefferson County, Missouri

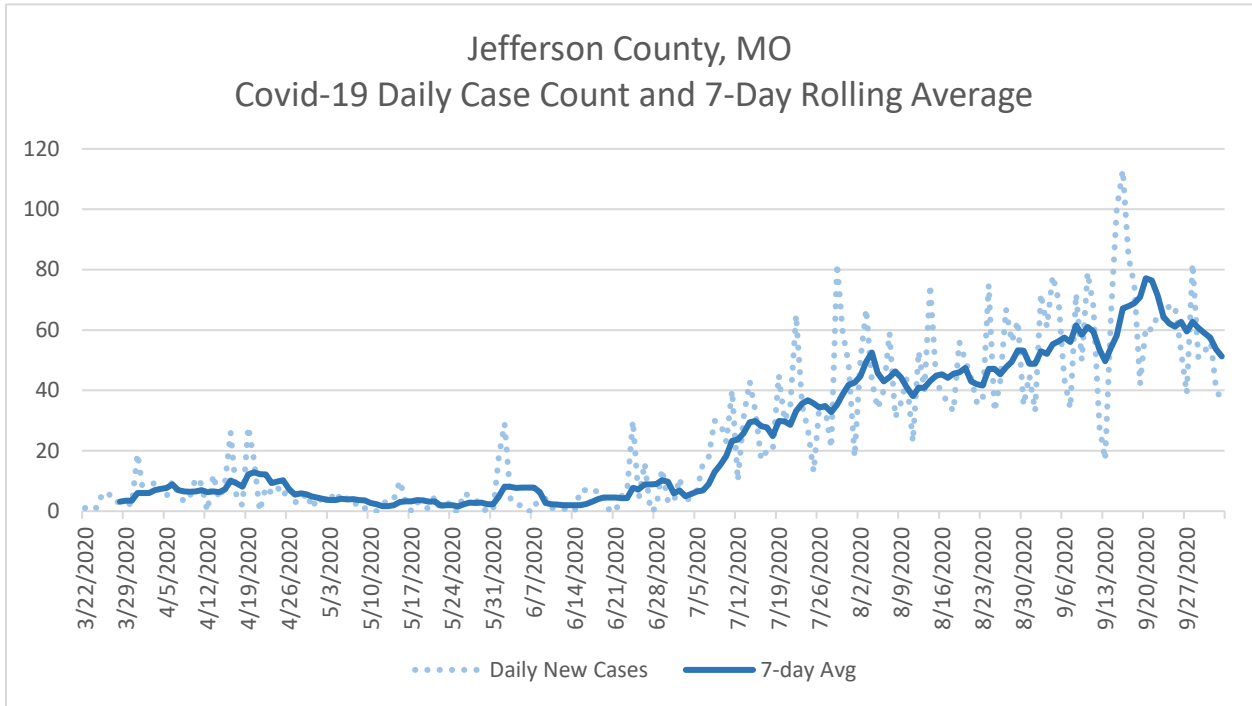


Figure 4. Confirmed and Probable Covid-19 Cases and Age-Adjusted Case Rates, Jefferson County, Missouri

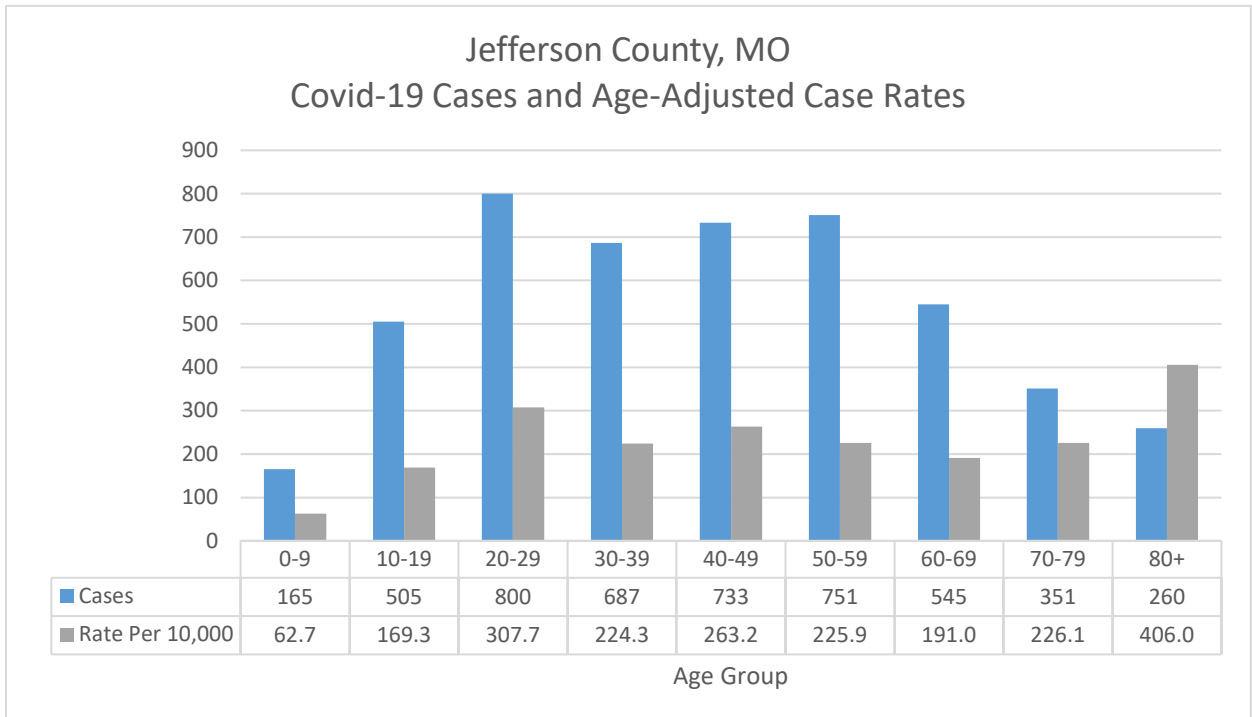


Figure 5. Covid-19 Fatalities and Fatality Rates by Age Group, Jefferson County, Missouri

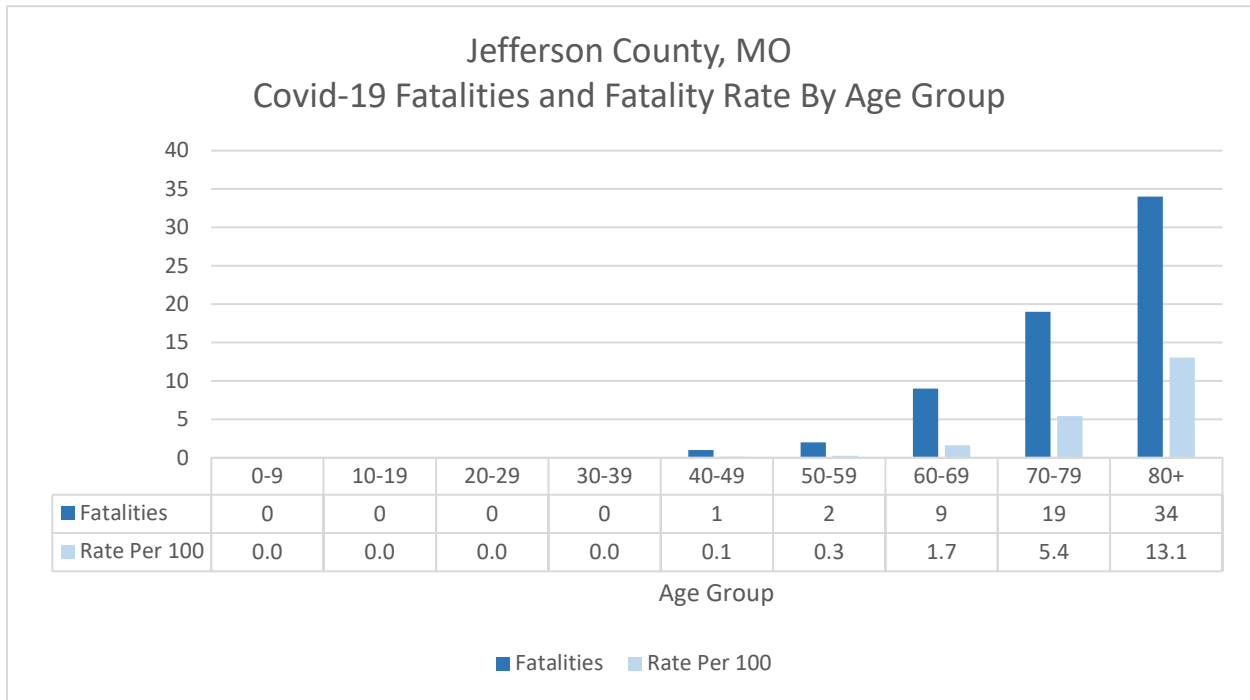


Table 2. Approximate Covid-19 Cumulative Fatality Rates

Jefferson County	1.35%
Missouri	1.63%
US	2.84%

Figure 6. Covid-19 Cases by Sex, Jefferson County, Missouri

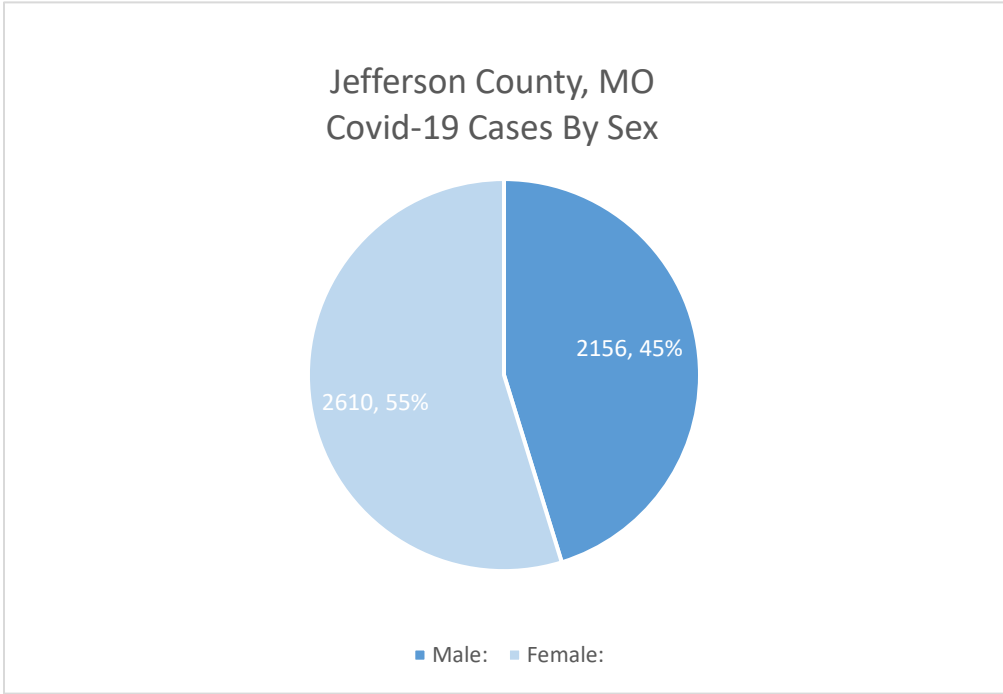


Figure 7. Covid-19 PCR Test Results by Week, Jefferson County, Missouri

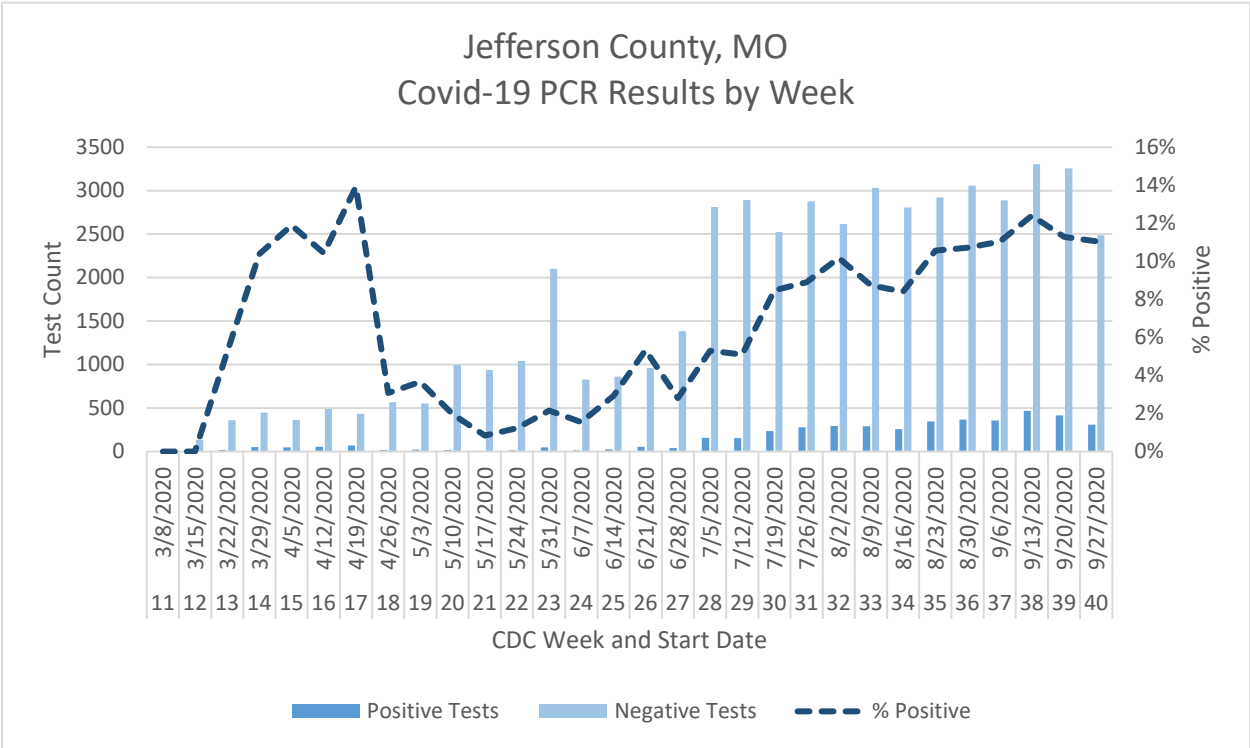


Table 3. Covid-19 PCR Test Results and Percent Positive
by Week, Jefferson County, Missouri

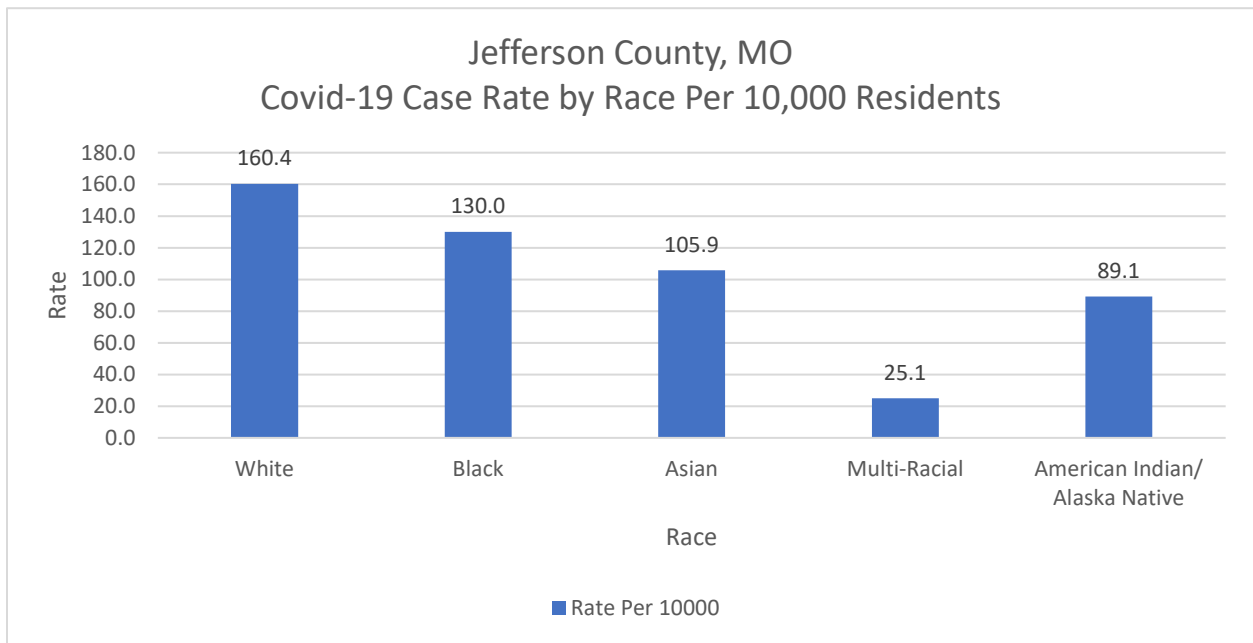
CDC Week	CDC Week Start Date	Positive Tests	Negative Tests	Total Tests	% Positive
11	3/8/2020	0	7	7	0.0%
12	3/15/2020	0	137	137	0.0%
13	3/22/2020	20	361	381	5.2%
14	3/29/2020	52	449	501	10.4%
15	4/5/2020	49	363	412	11.9%
16	4/12/2020	57	490	547	10.4%
17	4/19/2020	70	433	503	13.9%
18	4/26/2020	18	566	584	3.1%
19	5/3/2020	21	553	574	3.7%
20	5/10/2020	20	997	1017	2.0%
21	5/17/2020	8	938	946	0.8%
22	5/24/2020	13	1040	1053	1.2%
23	5/31/2020	46	2099	2145	2.1%
24	6/7/2020	13	829	842	1.5%
25	6/14/2020	26	862	888	2.9%
26	6/21/2020	54	959	1013	5.3%
27	6/28/2020	40	1385	1425	2.8%
28	7/5/2020	157	2811	2968	5.3%
29	7/12/2020	155	2891	3046	5.1%
30	7/19/2020	234	2525	2759	8.5%
31	7/26/2020	281	2878	3159	8.9%
32	8/2/2020	296	2615	2911	10.2%
33	8/9/2020	290	3030	3320	8.7%
34	8/16/2020	258	2807	3065	8.4%
35	8/23/2020	345	2923	3268	10.6%
36	8/30/2020	367	3057	3424	10.7%
37	9/6/2020	358	2889	3247	11.0%
38	9/13/2020	467	3302	3769	12.4%
39	9/20/2020	414	3256	3670	11.3%
40	9/27/2020	309	2486	2795	11.1%

Table 4. Covid-19 Cases and Rate Per 10,000 by Race, Jefferson County, Missouri*

Race	Cases	Rate Per 10000
White	3458	160.4
Black	35	130.0
Asian	19	105.9
Multi-Racial	9	25.1
American Indian/ Alaska Native	6	89.1
Unknown	191	n/a

*Rates calculated using data from the United States Census Bureau for Jefferson County, Missouri (2019)

Figure 8. Covid-19 Case Rate by Race Per 10,000 Residents, Jefferson County, Missouri*



*Case Rates calculated excluding unknown and missing race data.

Figure 9. Covid-19 Cases by Zip Code, Jefferson County, Missouri

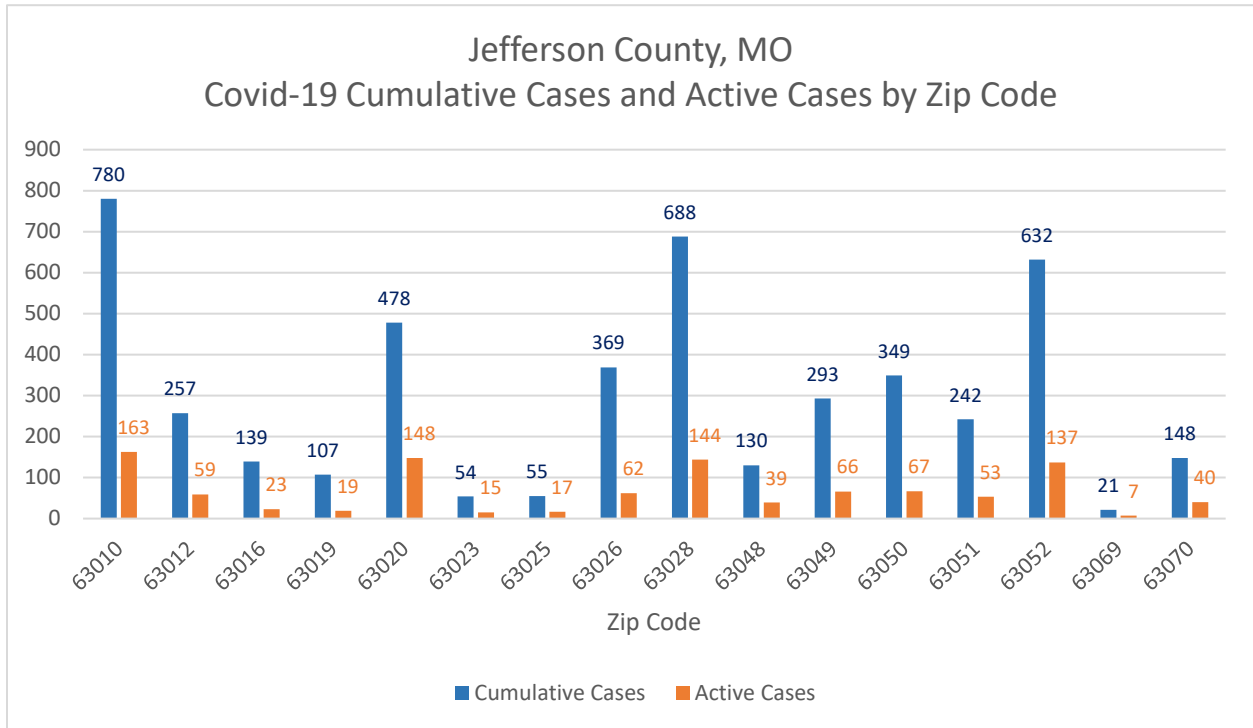
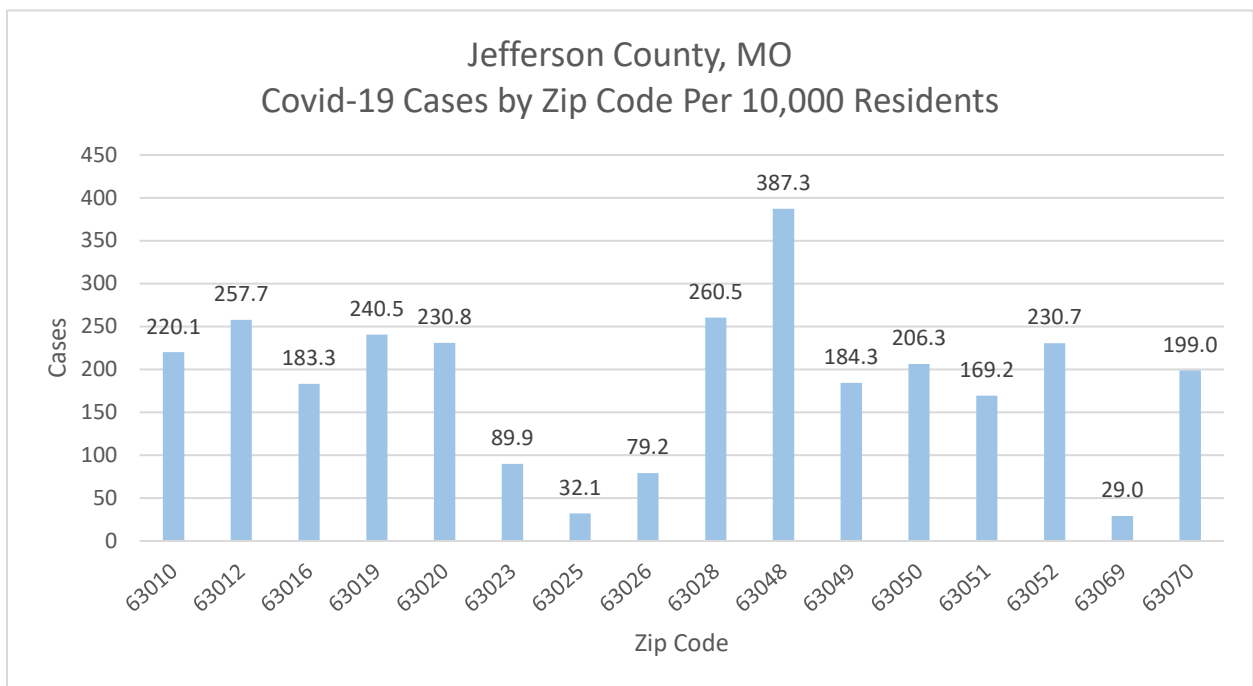


Figure 10. Covid-19 Cases by Zip Code Per 10,000 Residents, Jefferson County, Missouri





Champion positive health outcomes and behaviors through innovative programs and community engagement

Jefferson County, Missouri
Weekly Community Based Covid-19 Surveillance Report
Excludes Long Term Care Facility Cases

Week 40: September 27- October 3

All data are preliminary and may change as more reports are received.

SUMMARY:

-This is a revised version of the Week 40 Covid-19 report excluding cases associated with LTCFs (Long Term Care Facilities).

EPIDEMIOLOGIC DATA:

Table 1. Number of Confirmed and Probable Covid-19 Cases by Week (Excluding LTCFs), Jefferson County, Missouri

CDC Week	CDC Week Start Date	Covid-19 Cases	Cumulative Covid-19 Case Total
12	3/15/2020	0	0
13	3/22/2020	22	22
14	3/29/2020	48	70
15	4/5/2020	43	113
16	4/12/2020	23	136
17	4/19/2020	24	160
18	4/26/2020	19	179
19	5/3/2020	16	195
20	5/10/2020	11	206
21	5/17/2020	10	216
22	5/24/2020	11	227
23	5/31/2020	29	256
24	6/7/2020	13	269
25	6/14/2020	31	300
26	6/21/2020	35	335
27	6/28/2020	39	374
28	7/5/2020	158	532
29	7/12/2020	167	699
30	7/19/2020	196	895
31	7/26/2020	247	1142
32	8/2/2020	299	1441
33	8/9/2020	273	1714
34	8/16/2020	264	1978
35	8/23/2020	315	2293
36	8/30/2020	368	2661
37	9/6/2020	346	3007
38	9/13/2020	473	3480
39	9/20/2020	412	3892
40	9/27/2020	341	4233

Figure 1. Number of Confirmed and Probable Covid-19 Cases by Week (Excluding LTCFs), Jefferson County, Missouri

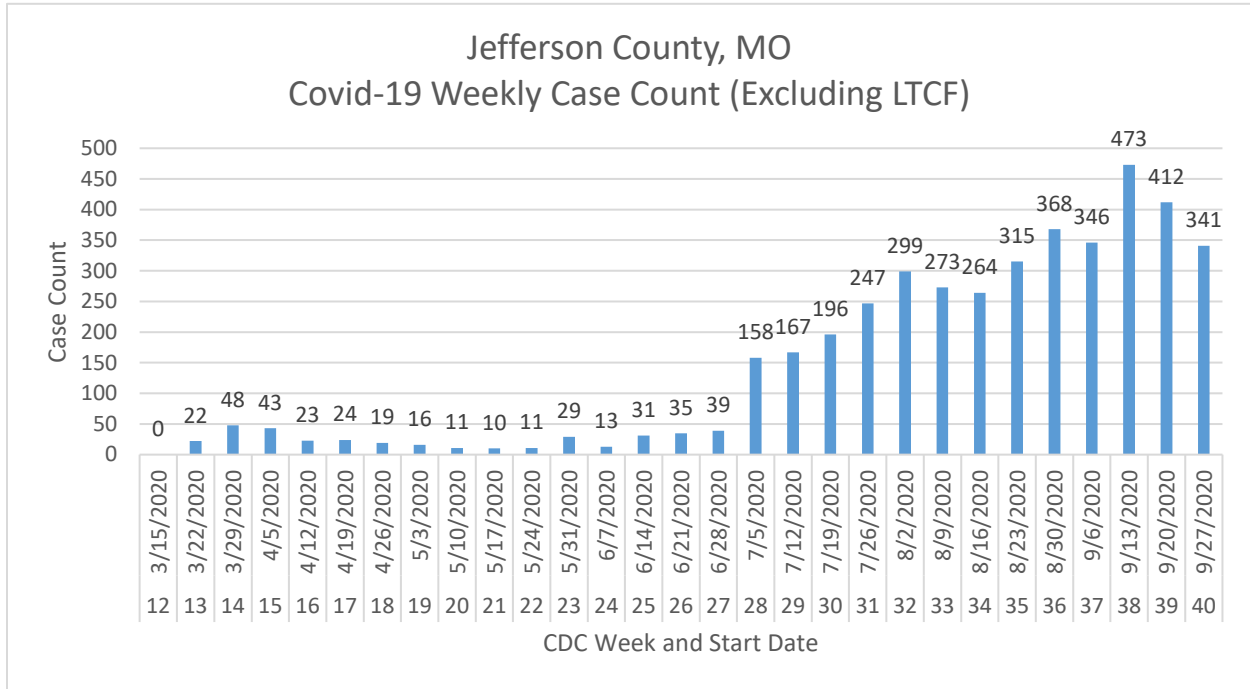


Figure 2. Cumulative Confirmed and Probable Covid-19 Cases by Week (Excluding LTCFs), Jefferson County, Missouri

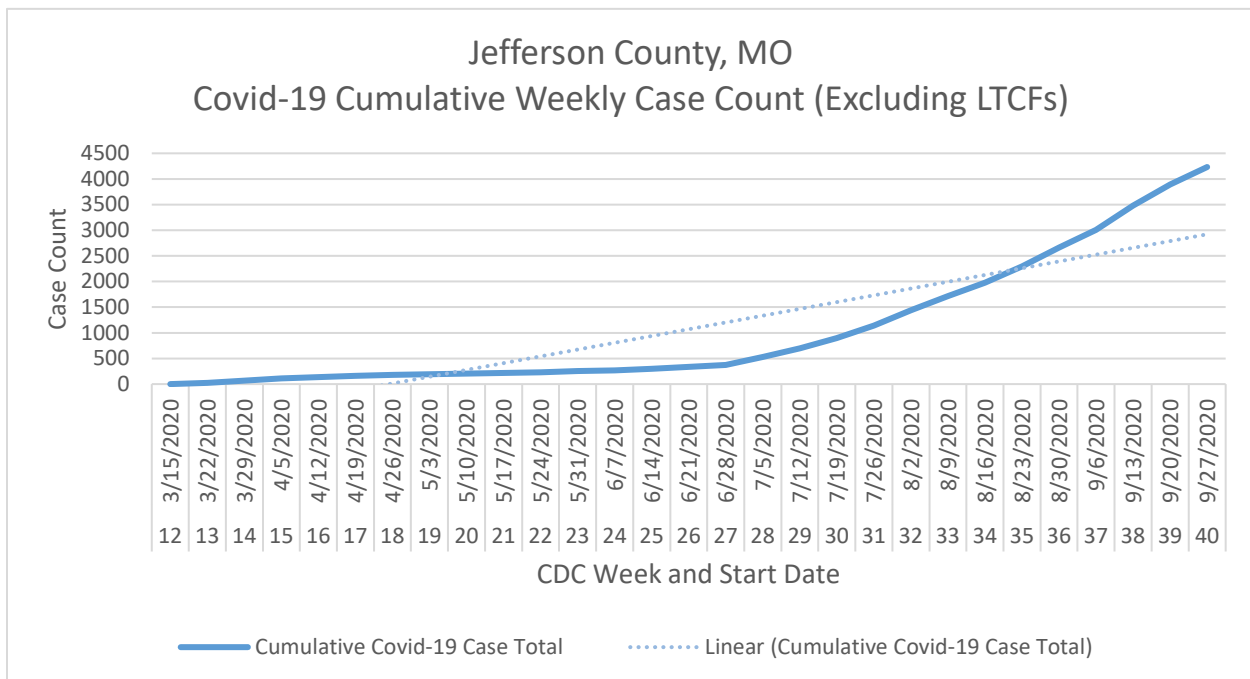


Figure 3. Covid-19 Daily Case Count and 7-Day Average (Excluding LTCFs), Jefferson County, Missouri

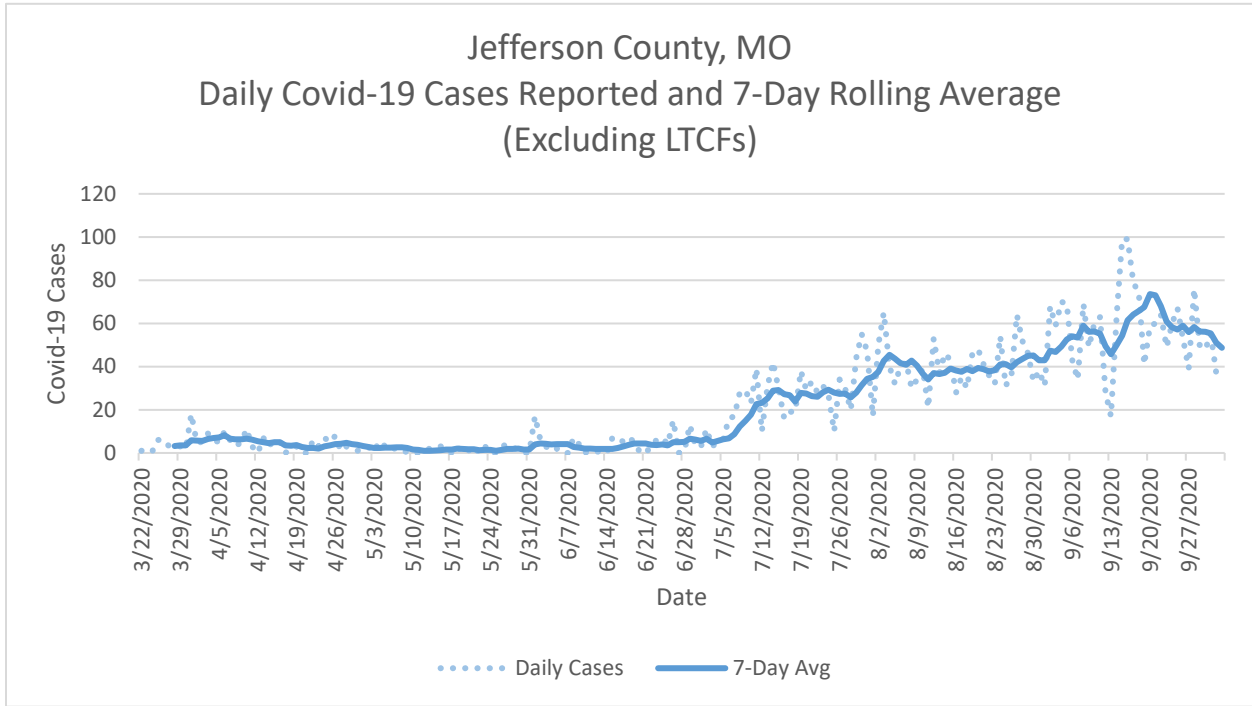


Figure 4. Confirmed and Probable Covid-19 Cases and Age-Adjusted Case Rates (Excluding LTCFs), Jefferson County, Missouri

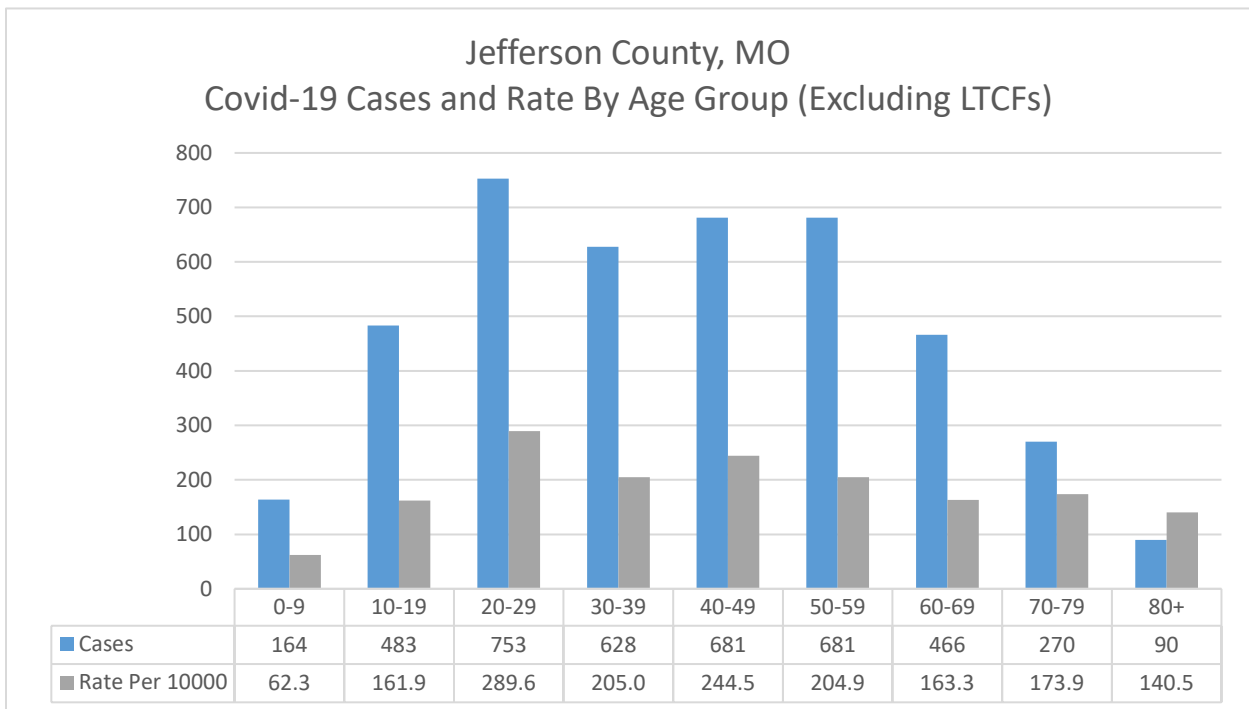


Figure 5. Covid-19 Fatalities and Fatality Rates by Age Group (Excluding LTCFs), Jefferson County, Missouri

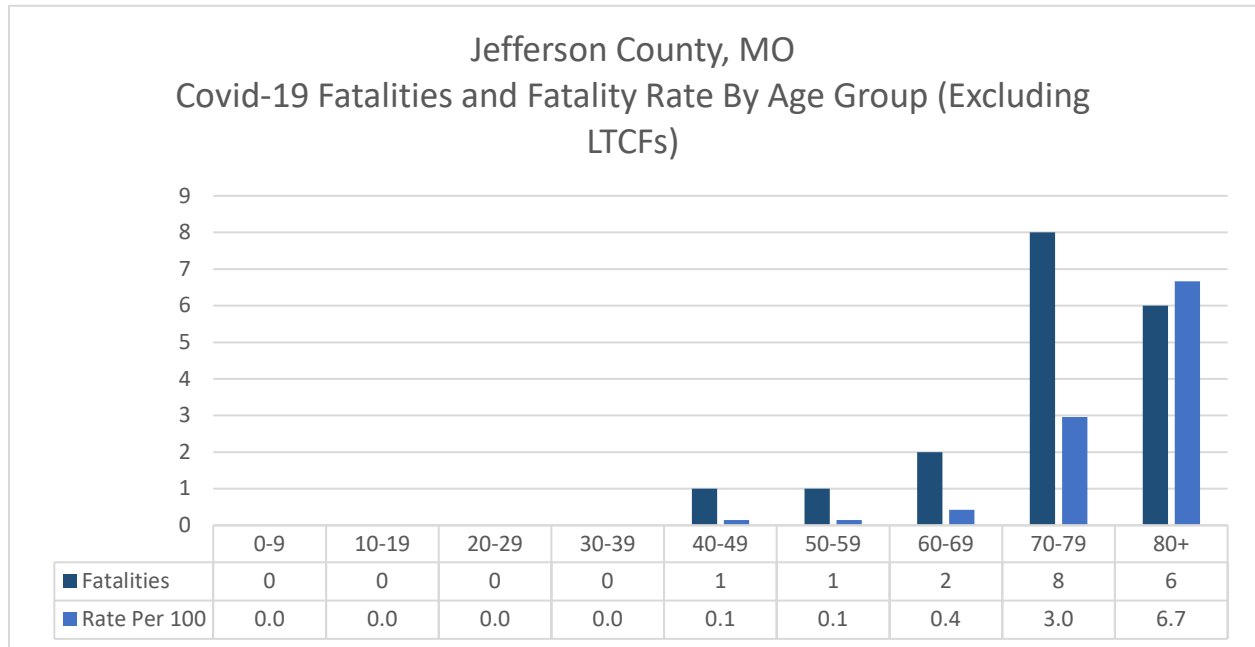


Table 2. Approximate Covid-19 Cumulative Fatality Rates (Excluding LTCFs)*

Jefferson County	.43%

*Missouri and United States data unavailable

Figure 6. Covid-19 Cases by Sex (Excluding LTCFs), Jefferson County, Missouri

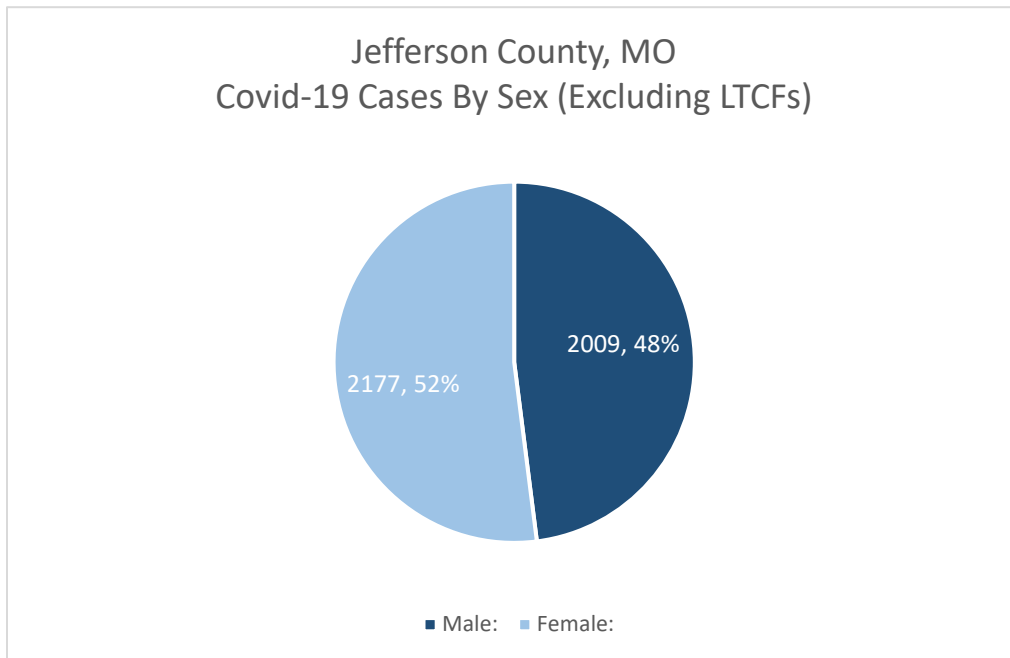


Figure 7. Covid-19 PCR Test Results by Week (Excluding LTCFs), Jefferson County, Missouri

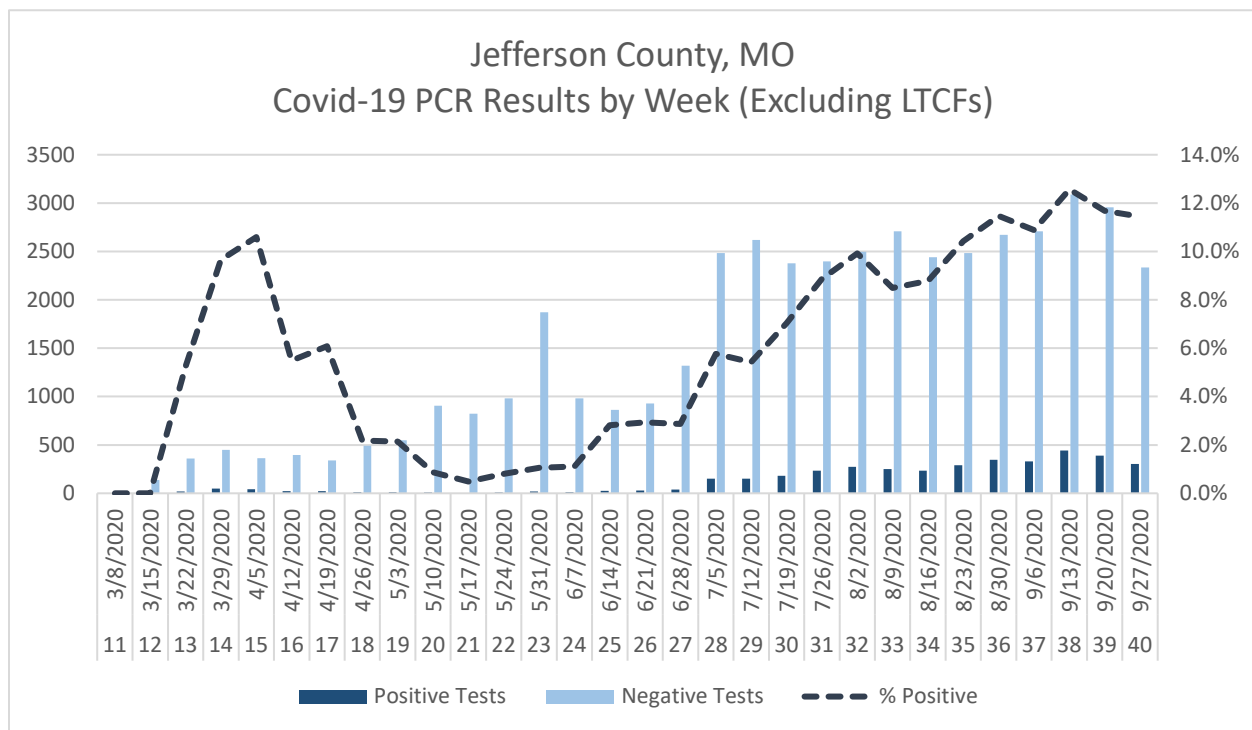


Table 3. Covid-19 PCR Test Results and Percent Positive
by Week, Jefferson County (Excluding LTCFs),
Missouri

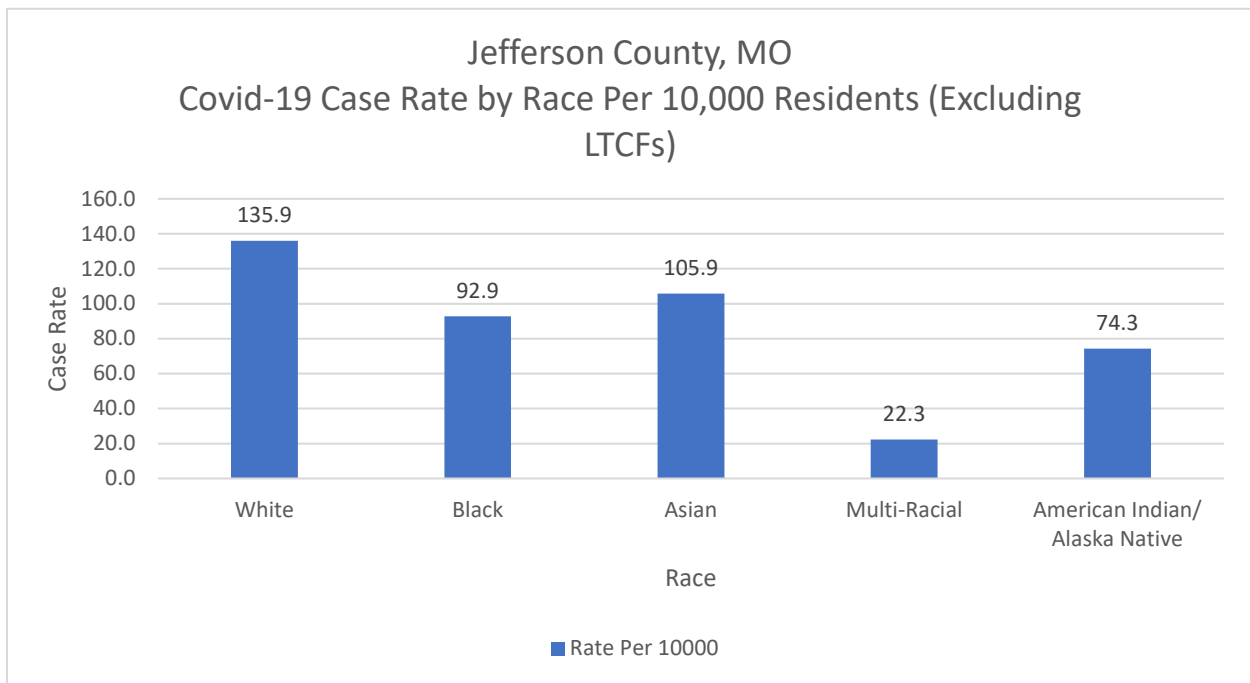
CDC Week	CDC Week Start Date	Positive Tests	Negative Tests	Total Tests	% Positive
11	3/8/2020	0	7	7	0.0%
12	3/15/2020	0	137	137	0.0%
13	3/22/2020	20	361	381	5.2%
14	3/29/2020	48	449	497	9.7%
15	4/5/2020	43	363	406	10.6%
16	4/12/2020	23	396	419	5.5%
17	4/19/2020	22	340	362	6.1%
18	4/26/2020	11	493	504	2.2%
19	5/3/2020	12	549	561	2.1%
20	5/10/2020	8	907	915	0.9%
21	5/17/2020	4	823	827	0.5%
22	5/24/2020	8	981	989	0.8%
23	5/31/2020	20	1870	1890	1.1%
24	6/7/2020	11	981	992	1.1%
25	6/14/2020	25	862	887	2.8%
26	6/21/2020	28	928	956	2.9%
27	6/28/2020	39	1320	1359	2.9%
28	7/5/2020	152	2482	2634	5.8%
29	7/12/2020	150	2619	2769	5.4%
30	7/19/2020	180	2379	2559	7.0%
31	7/26/2020	233	2396	2629	8.9%
32	8/2/2020	275	2497	2772	9.9%
33	8/9/2020	251	2707	2958	8.5%
34	8/16/2020	235	2440	2675	8.8%
35	8/23/2020	289	2482	2771	10.4%
36	8/30/2020	346	2672	3018	11.5%
37	9/6/2020	331	2708	3039	10.9%
38	9/13/2020	444	3089	3533	12.6%
39	9/20/2020	391	2956	3347	11.7%
40	9/27/2020	302	2336	2638	11.4%

Table 4. Covid-19 Cases and Rate Per 10,000 by Race, Jefferson County (Excluding LTCFs), Missouri*

Race	Cases	Rate Per 10000
White	2930	135.9
Black	25	92.9
Asian	19	105.9
Multi-Racial	8	22.3
American Indian/ Alaska Native	5	74.3
Unknown	172	N/A

*Rates calculated using data from the United States Census Bureau for Jefferson County, Missouri (2019)

Figure 8. Covid-19 Case Rate by Race Per 10,000 Residents, Jefferson County (Excluding LTCFs), Missouri*



*Case Rates calculated excluding unknown and missing race data.

Figure 9. Covid-19 Cases by Zip Code, Jefferson County (Excluding LTCFs), Missouri

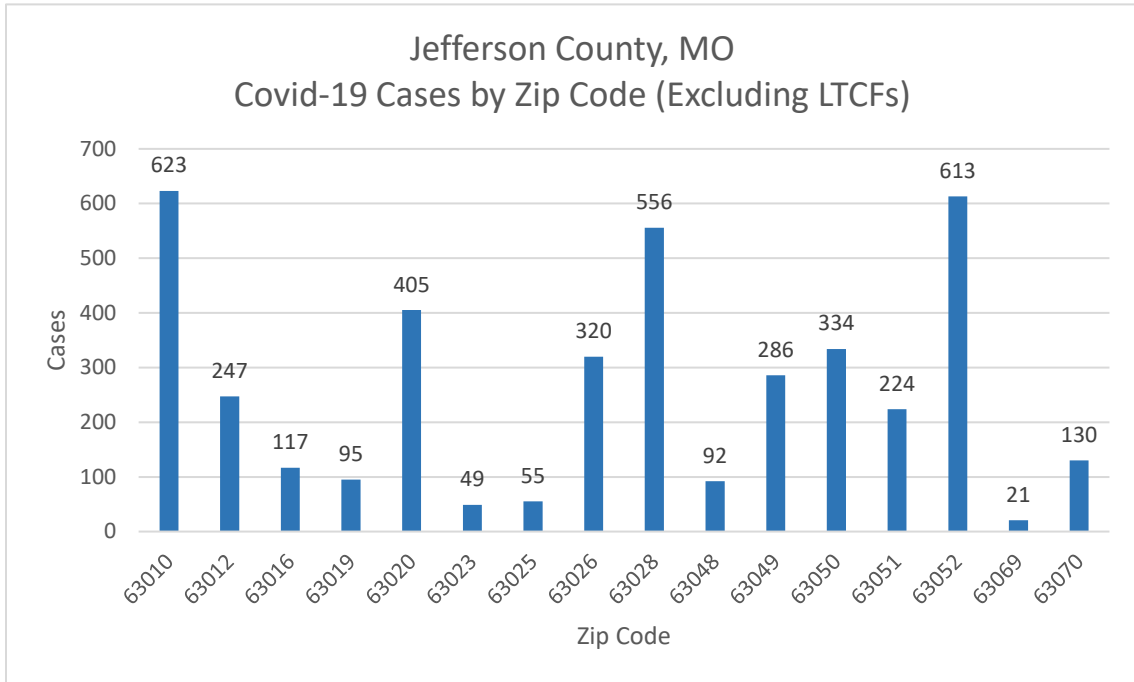
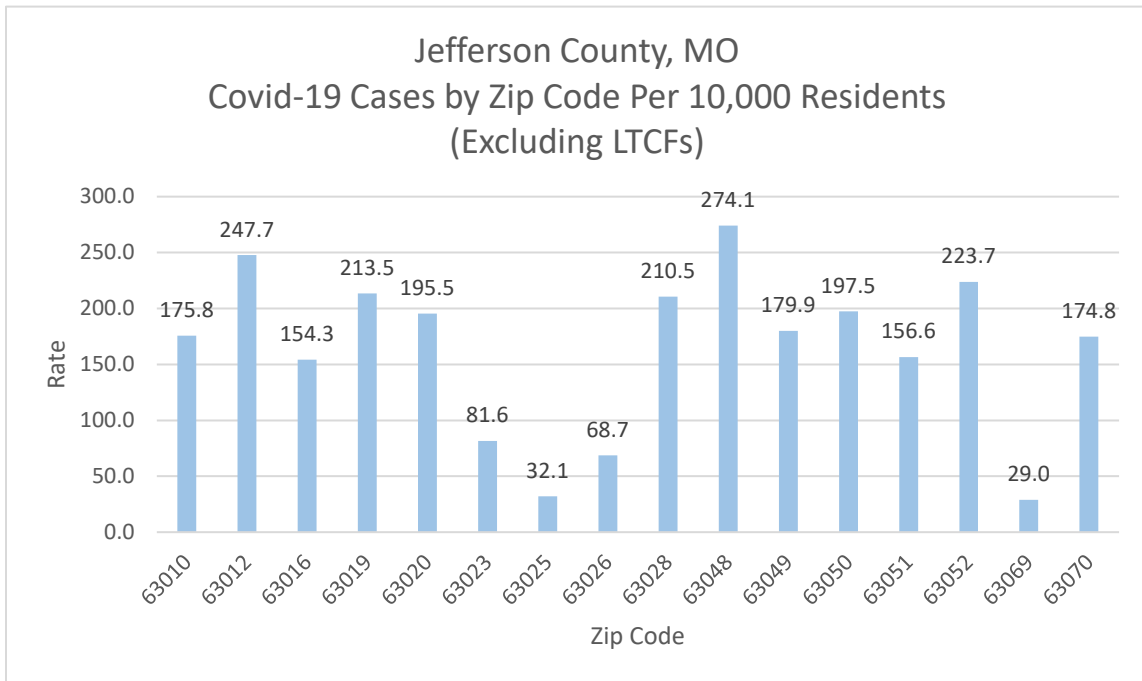


Figure 10. Covid-19 Cases by Zip Code Per 10,000 Residents, Jefferson County (Excluding LTCFs), Missouri





Champion positive health outcomes and behaviors through innovative programs and community engagement

Jefferson County, Missouri **Covid-19 Surveillance Report for Local Hospital Systems**

All data are preliminary and may change as more reports are received.

SUMMARY:

- A total of 369 Covid-19 associated hospitalizations¹ have been reported from hospital systems for Jefferson County, Missouri as of Week 40.²
- A total of 48 positive Covid-19 cases have been admitted to the ICU. Sixteen positive Covid-19 cases required ventilators as of Week 40.
- Twenty-three Covid-19 associated fatalities have been reported from hospital systems for Jefferson County, Missouri as of Week 40.

¹ A hospitalization is defined as each time the hospital is utilized by a positive COVID-19 patient. This number may include readmissions by the same positive case.

² Hospital data has been obtained from local Mercy facilities and local BJC facilities. Data from SSM has not been included at this time.

EPIDEMIOLOGIC DATA:

Figure 1. Covid-19 Hospital Admissions and 7-Day Average, Jefferson County, Missouri

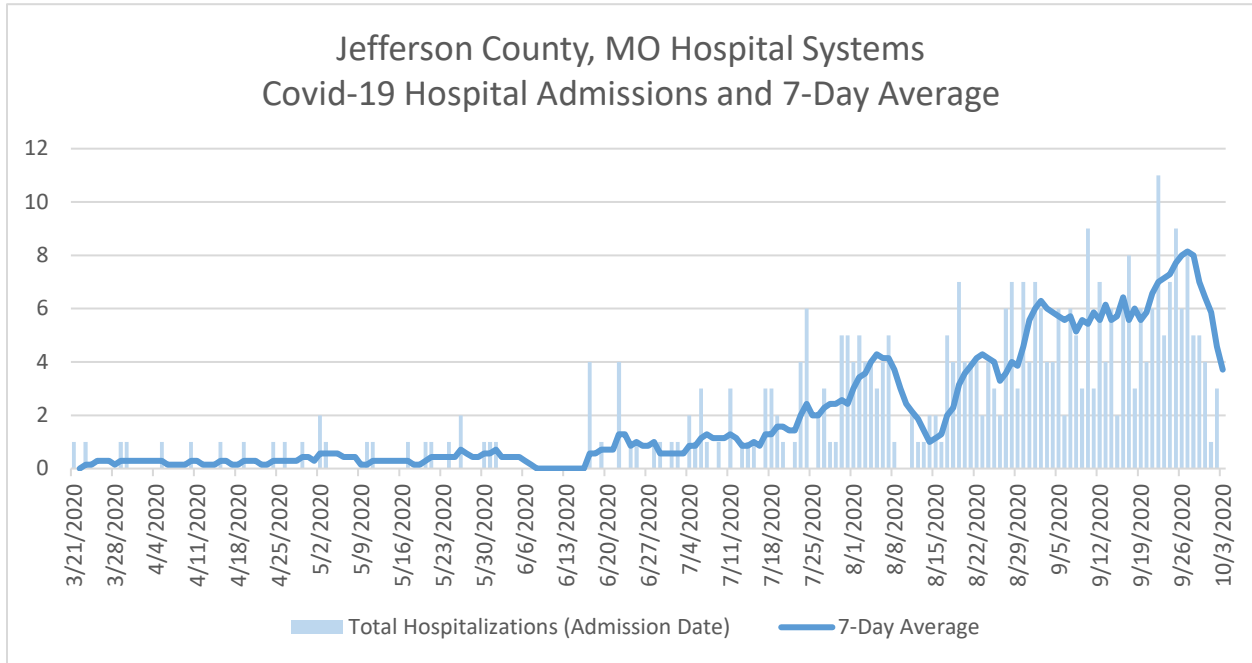


Figure 2. Covid-19 Hospitalizations by Age Group, Jefferson County, Missouri

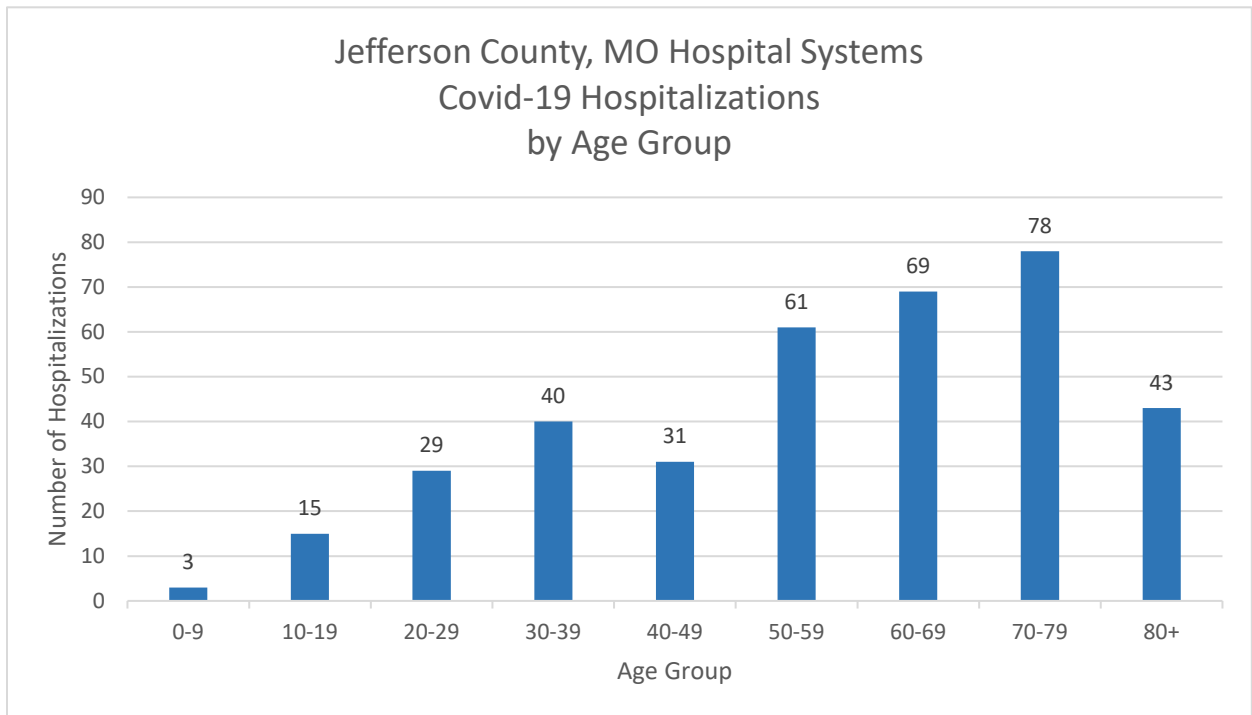


Figure 3. Length of Hospital Stay for Covid-19 Patients, Jefferson County, Missouri

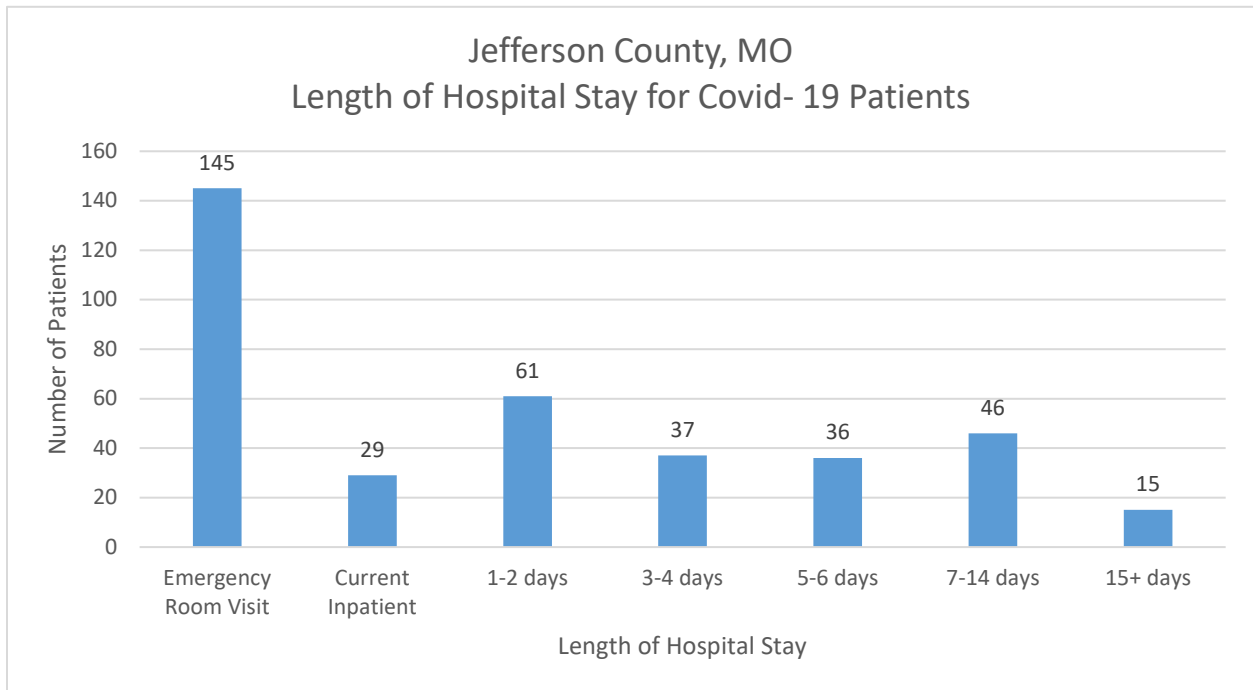
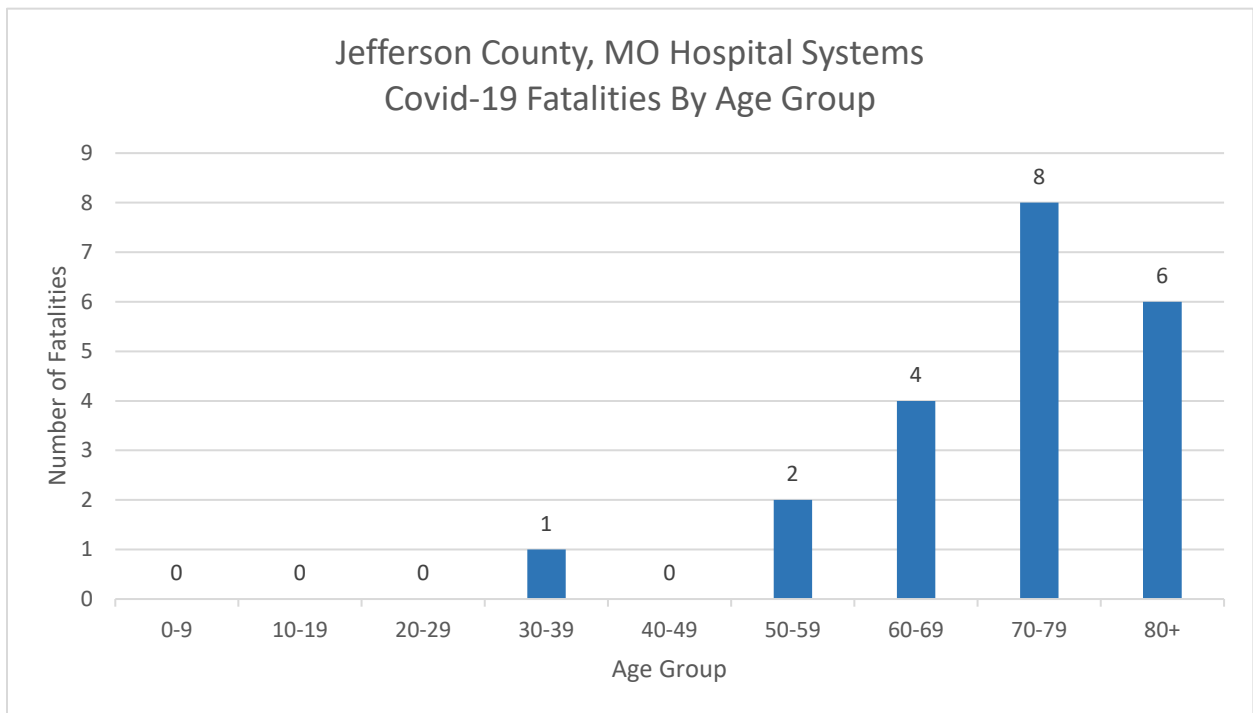


Figure 4. Covid-19 Fatalities by Age Group, Jefferson County, Missouri





Champion positive health outcomes and behaviors through innovative programs and community engagement

Jefferson County, Missouri
Covid-19 Surveillance Report
School Aged Population

Week 40: September 27- October 3

All data are preliminary and may change as more reports are received.

SUMMARY:

- During Week 40 a total of 55 confirmed and probable Covid-19 cases were reported in Jefferson County for the 0-19 year age group. A year-to-date total of 670 confirmed and probable Covid-19 cases have been reported in 0-19 year age group in Jefferson County, Missouri.
-

Table 1. Number of Confirmed and Probable Covid-19 Cases by Week, 0-19 Year Age Group, Jefferson County, Missouri

CDC Week	CDC Week Start Date	Covid-19 Cases	Cumulative Covid-19 Case Total
12	3/15/2020	0	0
13	3/22/2020	2	2
14	3/29/2020	0	2
15	4/5/2020	0	2
16	4/12/2020	0	2
17	4/19/2020	1	3
18	4/26/2020	1	4
19	5/3/2020	0	4
20	5/10/2020	0	4
21	5/17/2020	0	4
22	5/24/2020	0	4
23	5/31/2020	1	5
24	6/7/2020	1	6
25	6/14/2020	5	11
26	6/21/2020	4	15
27	6/28/2020	4	19
28	7/5/2020	26	45
29	7/12/2020	22	67
30	7/19/2020	35	102
31	7/26/2020	36	138
32	8/2/2020	36	174
33	8/9/2020	37	211
34	8/16/2020	49	260
35	8/23/2020	57	317
36	8/30/2020	68	385
37	9/6/2020	63	448
38	9/13/2020	95	543
39	9/20/2020	72	615
40	9/27/2020	55	670

Figure 1. Number of Confirmed and Probable Covid-19 Cases by Week, 0-19 Year Age Group, Jefferson County, Missouri

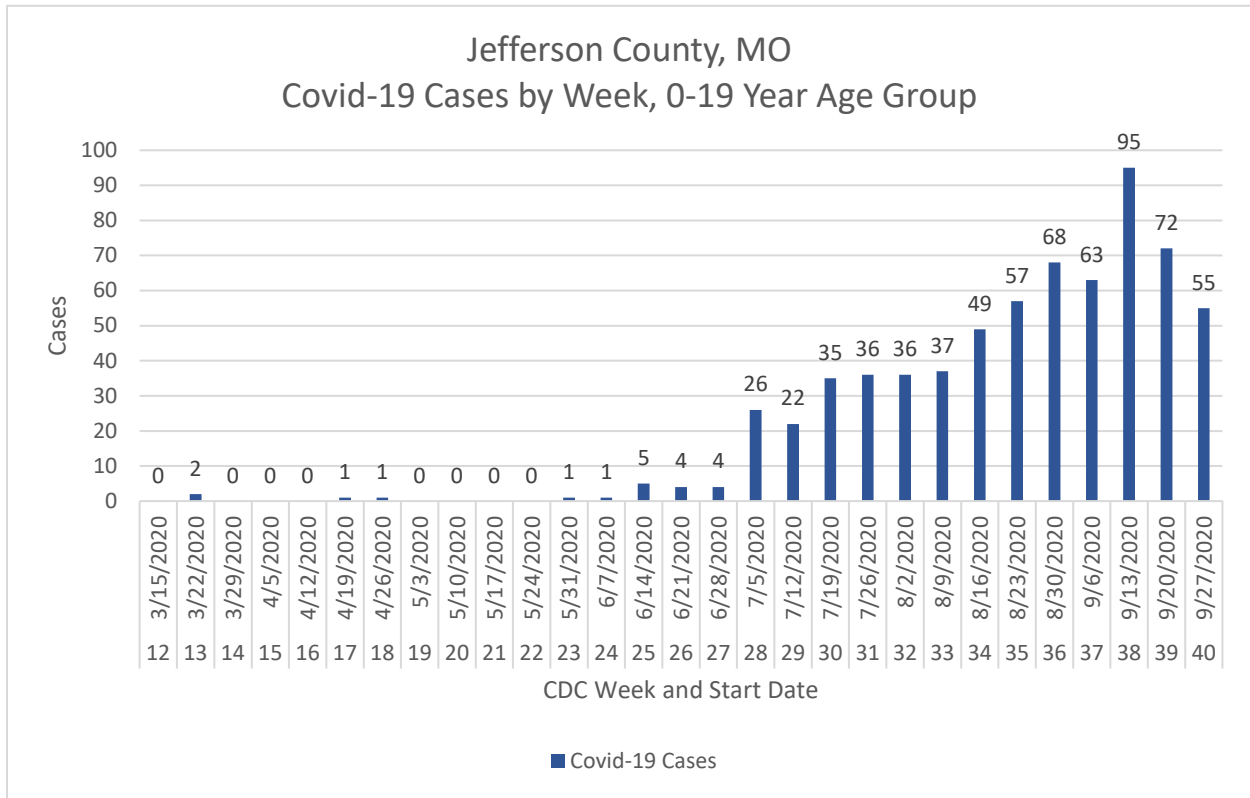


Table 2. Covid-19 Cases by Age Group, Jefferson County, Missouri

Age Group	Cases	Percent
0-9	165	3.43%
10-19	505	10.49%
20+	4127	85.75%

Figure 2. Covid-19 Cases by Zip Code, 0-19 Year Age Group, Jefferson County, Missouri

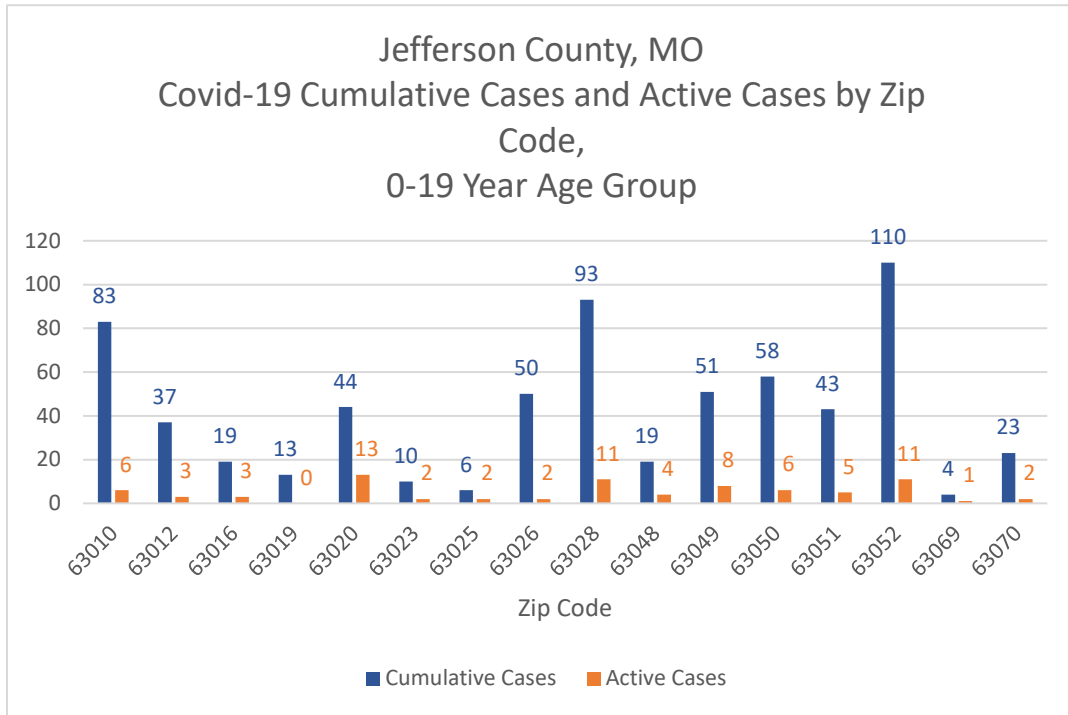


Figure 3. Covid-19 Cases by Age-Based Grade Levels, Jefferson County, Missouri

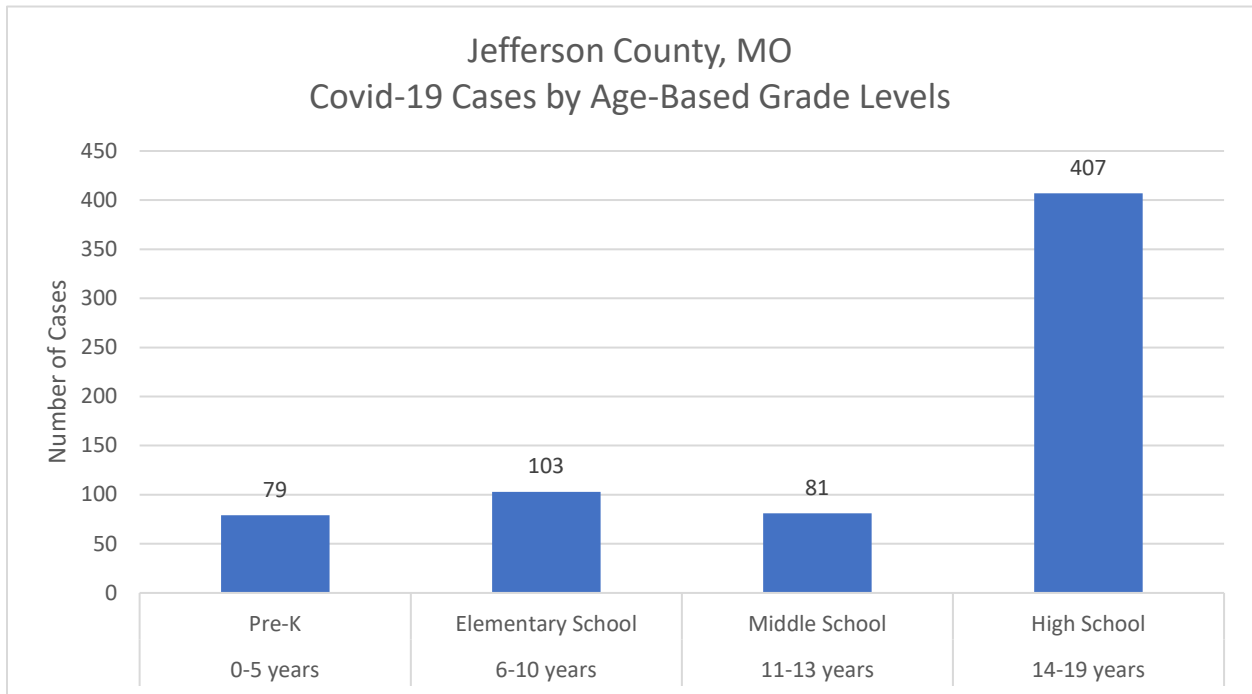


Figure 4. Daily Covid-19 Cases and 7-Day Rolling Average by Age-Based Grade Levels, Pre-K Age Group, Jefferson County, Missouri

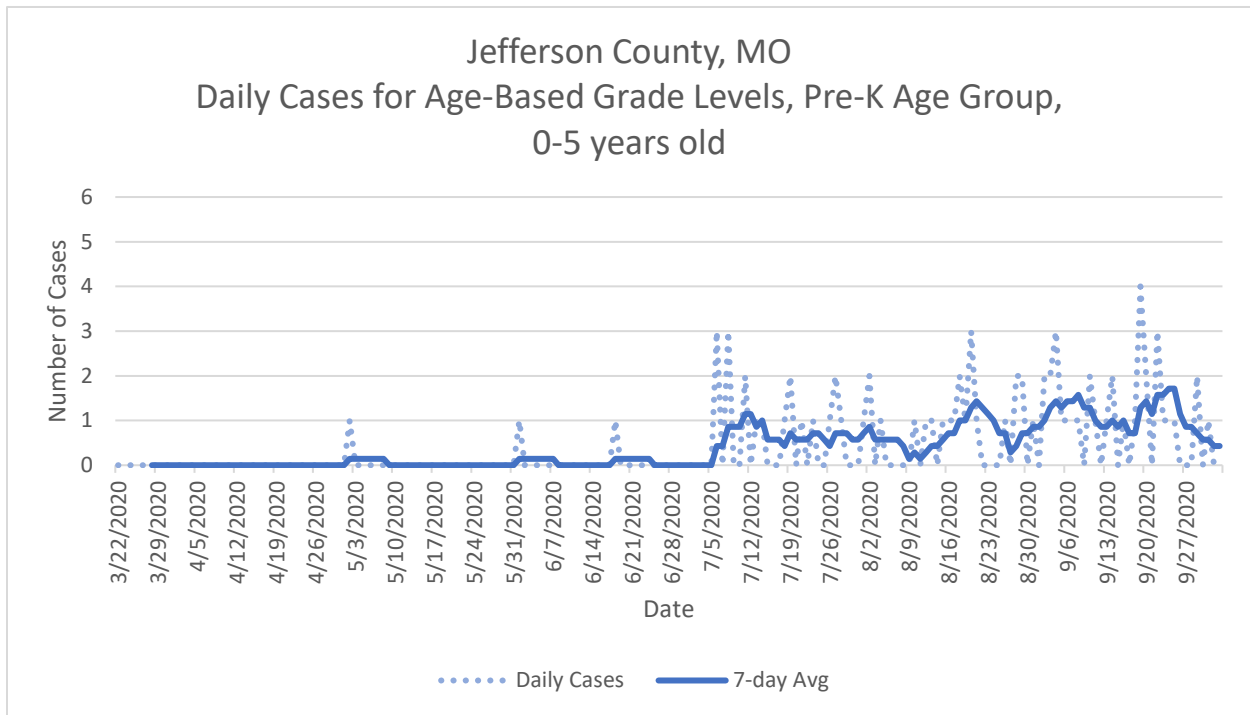


Figure 5. Daily Covid-19 Cases and 7-Day Rolling Average by Age-Based Grade Levels, Elementary School Age Group, Jefferson County, Missouri

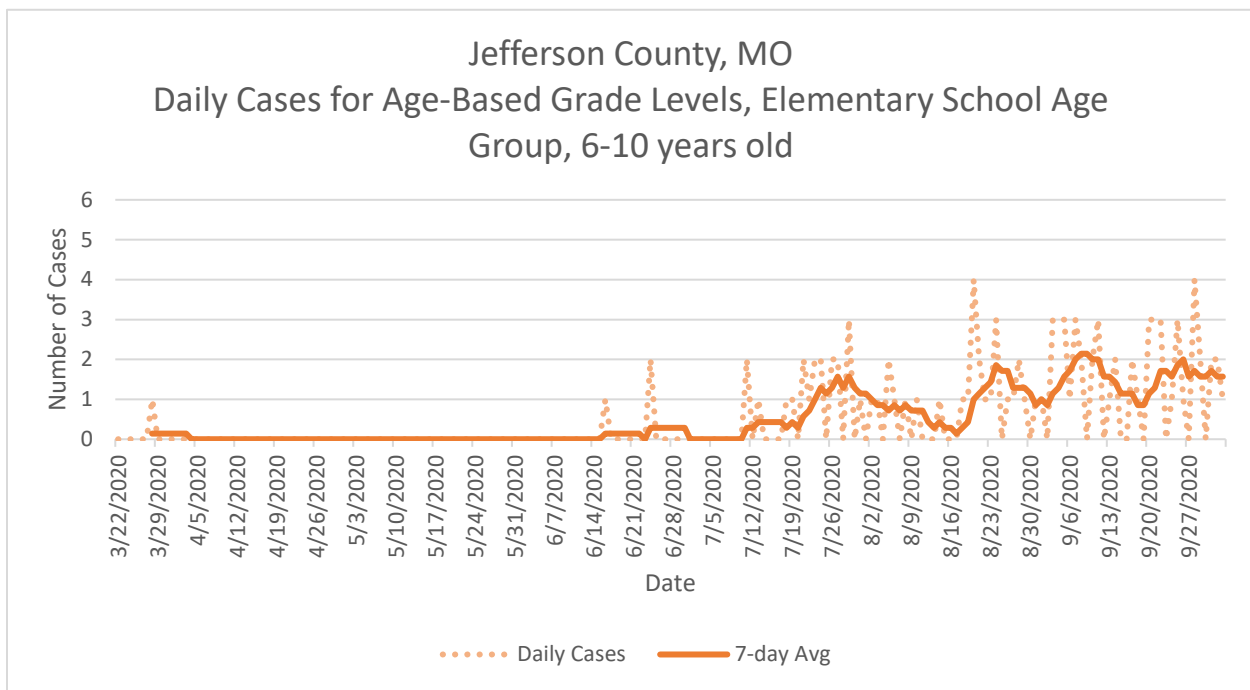


Figure 6. Daily Covid-19 Cases and 7-Day Rolling Average by Age-Based Grade Levels, Middle School Age Group Jefferson County, Missouri

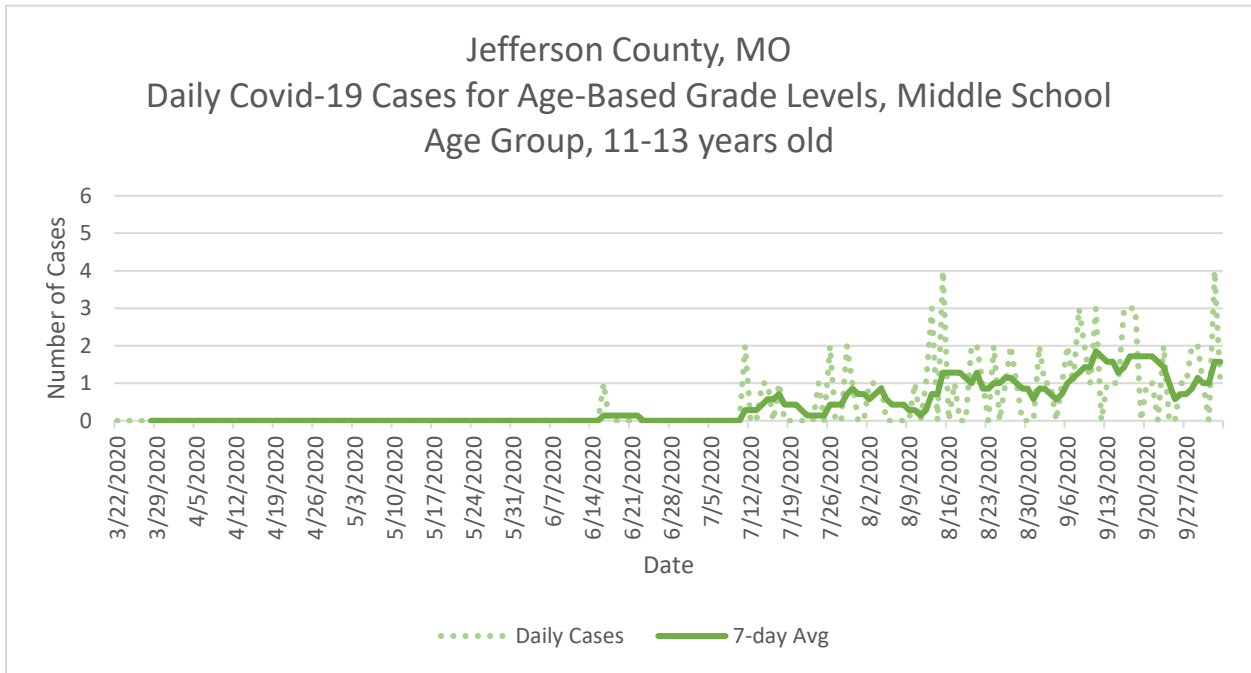


Figure 7. Daily Covid-19 Cases and 7-Day Rolling Average by Age-Based Grade Levels, High School Age Group Jefferson County, Missouri

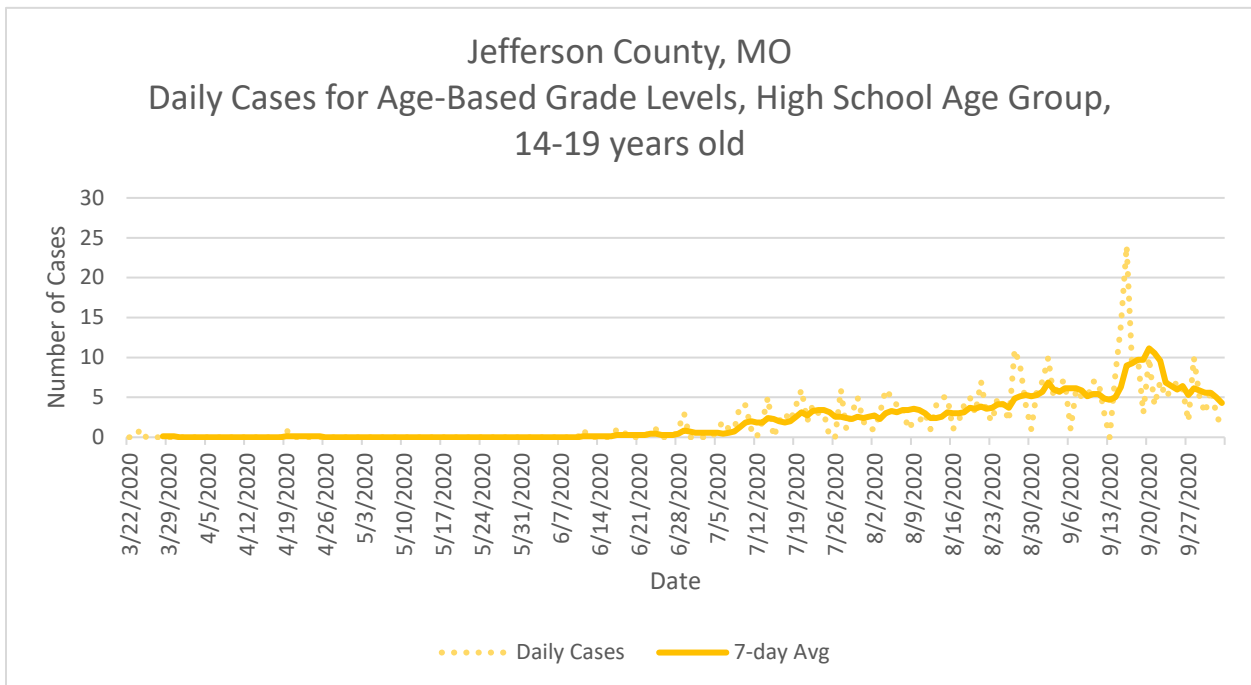


Figure 8. Overlay of 7-Day Rolling Average of Daily Covid-19 Cases for all Age-Based Grade Levels Jefferson County, Missouri

