



Champion positive health outcomes and behaviors through innovative programs and community engagement

**Jefferson County, Missouri**  
**Weekly Total Covid-19 Surveillance Report**  
**Includes Community Based Cases and Long-Term Care Facility Cases**

**Week 40: October 3- October 9**

*All data are preliminary and may change as more reports are received.*

---

**SUMMARY:**

- During Week 40 a total of 512 confirmed and probable Covid-19 cases were reported in Jefferson County. A cumulative total of 31500 confirmed and probable Covid-19 cases have been reported in Jefferson County as of Week 40.
- During Week 40 a total of twelve Covid-19 associated deaths were reported in Jefferson County. A cumulative total of 317 Covid-19 associated deaths have been reported in Jefferson County as of Week 40.
- Two outbreaks of Covid-19 were reported in long-term care facilities (LTCF) in Jefferson County during Week 40.<sup>1</sup>

---

<sup>1</sup> Outbreaks are defined as a LTCF with one or more confirmed cases of Covid-19 in residents or staff.

## EPIDEMIOLOGIC DATA

Table 1. Number of Confirmed and Probable Covid-19 Cases by Week, Jefferson County, Missouri

CDC Week	CDC Week Start Date	Covid-19 Cases	Cumulative Covid-19 Case Total
53	12/27/2020	1065	16504
1	1/3/2021	1223	17727
2	1/10/2021	885	18612
3	1/17/2021	629	19241
4	1/24/2021	519	19760
5	1/31/2021	373	20133
6	2/7/2021	253	20386
7	2/14/2021	211	20597
8	2/21/2021	189	20786
9	2/28/2021	169	20955
10	3/7/2021	174	21129
11	3/14/2021	207	21336
12	3/21/2021	281	21617
13	3/28/2021	313	21930
14	4/4/2021	327	22257
15	4/11/2021	264	22521
16	4/18/2021	202	22723
17	4/25/2021	181	22904
18	5/2/2021	137	23041
19	5/9/2021	113	23154
20	5/16/2021	74	23228
21	5/23/2021	58	23286
22	5/30/2021	57	23343
23	6/6/2021	55	23398
24	6/13/2021	72	23470
25	6/20/2021	88	23558
26	6/27/2021	145	23703
27	7/4/2021	179	23882
28	7/11/2021	310	24192
29	7/18/2021	415	24607
30	7/25/2021	586	25193
31	8/1/2021	609	25802
32	8/8/2021	606	26408
33	8/15/2021	556	26964
34	8/22/2021	584	27548
35	8/29/2021	698	28246
36	9/5/2021	727	28973
37	9/12/2021	775	29748
38	9/19/2021	660	30408
39	9/26/2021	580	30988
40	10/3/2021	512	31500

Figure 1. Number of Confirmed and Probable Covid-19 Cases by Week, Jefferson County, Missouri

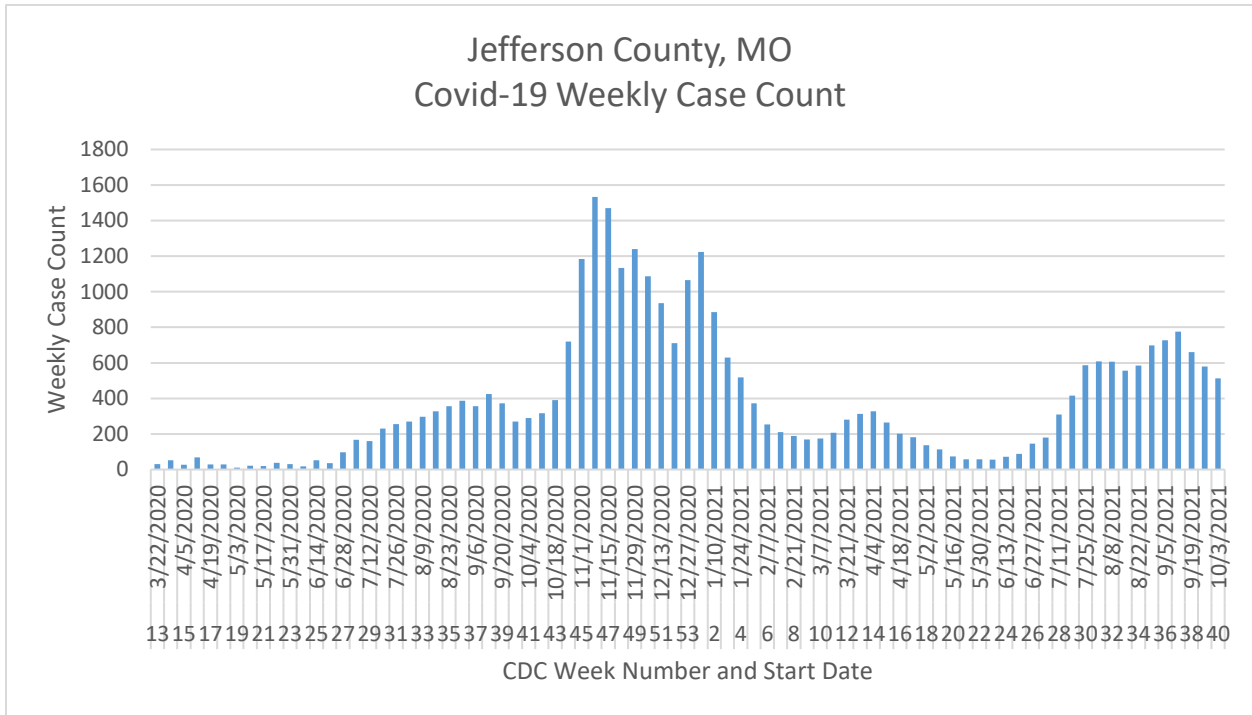


Figure 2. Cumulative Confirmed and Probable Covid-19 Cases by Week, Jefferson County, Missouri

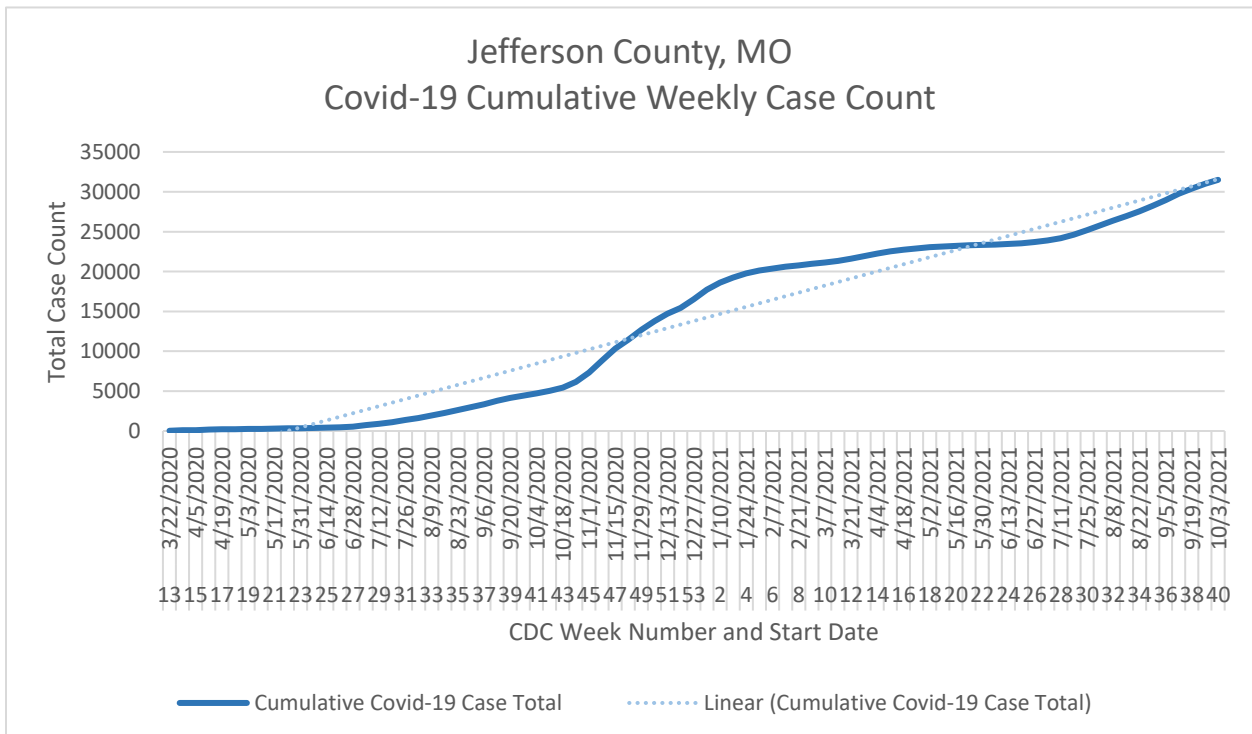


Figure 3. Covid-19 Daily Case Count and 7-Day Average, Jefferson County, Missouri

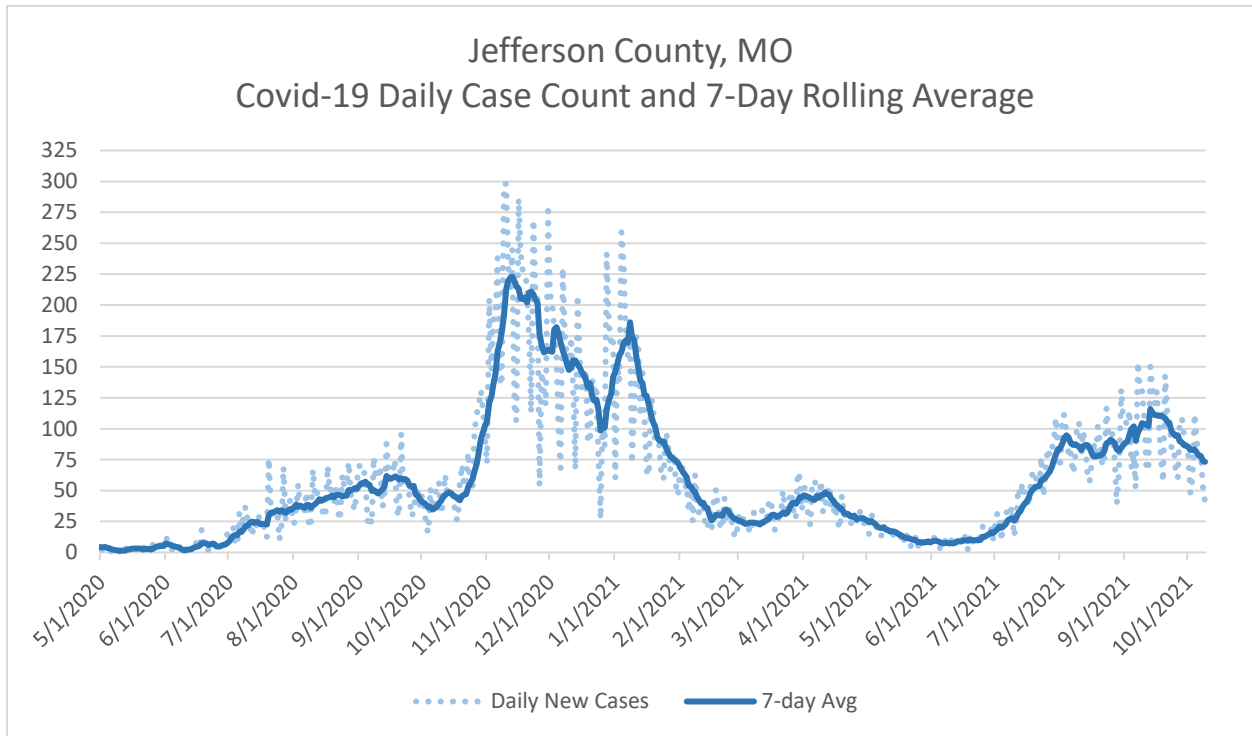


Figure 4. Confirmed and Probable Covid-19 Cases and Age-Adjusted Case Rates, Jefferson County, Missouri

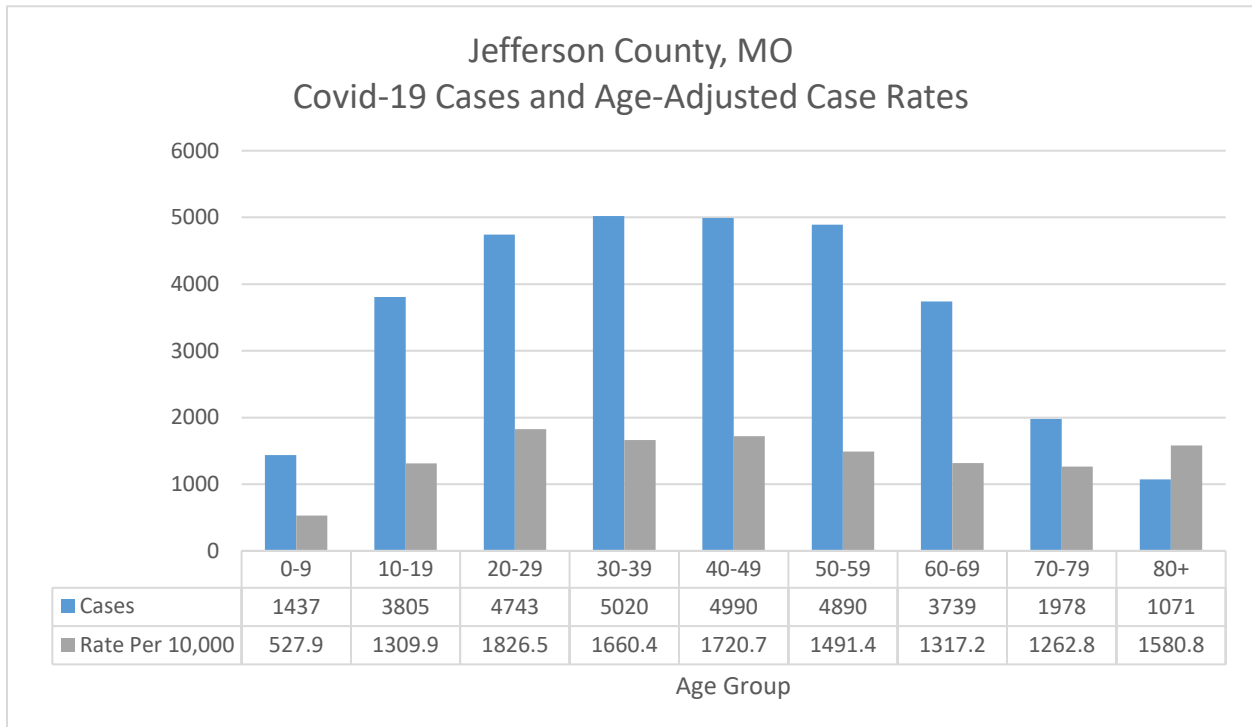


Figure 5. Covid-19 Fatalities and Fatality Rates by Age Group, Jefferson County, Missouri

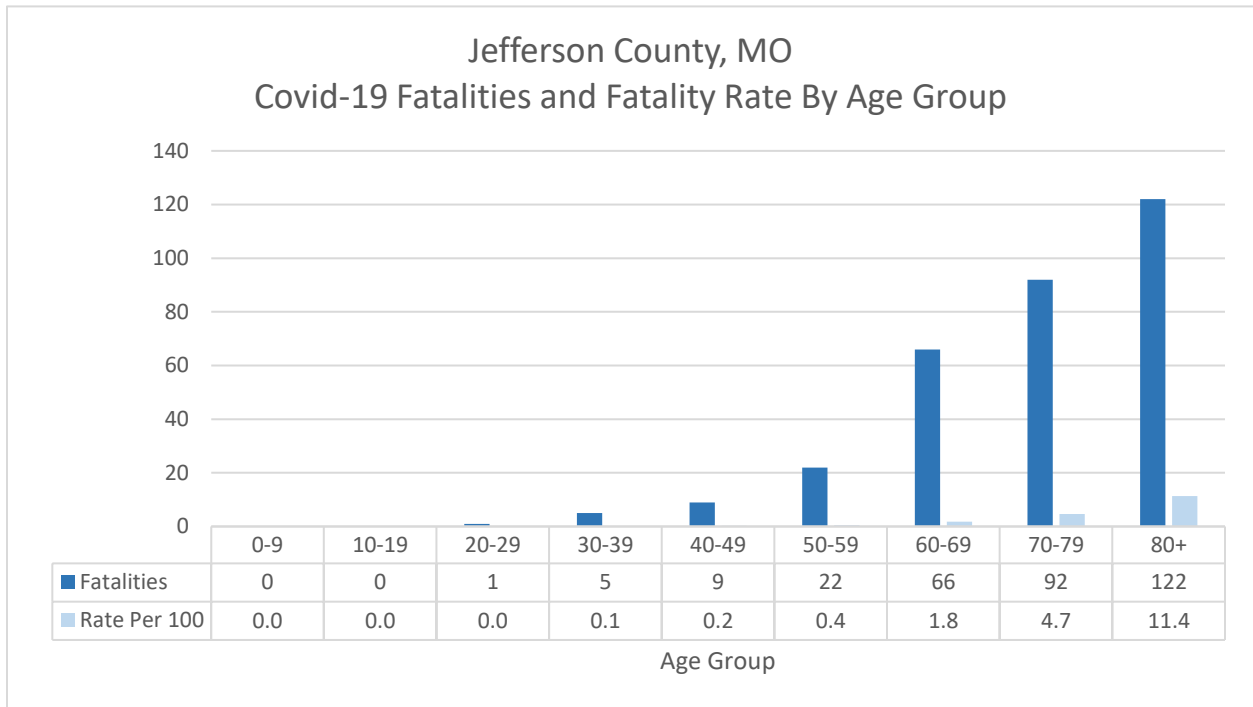


Table 2. Approximate Covid-19 Cumulative Fatality Rates

Jefferson County	1.00%
Missouri	1.40%
US	1.61%

Figure 6. Covid-19 Cases by Sex, Jefferson County, Missouri

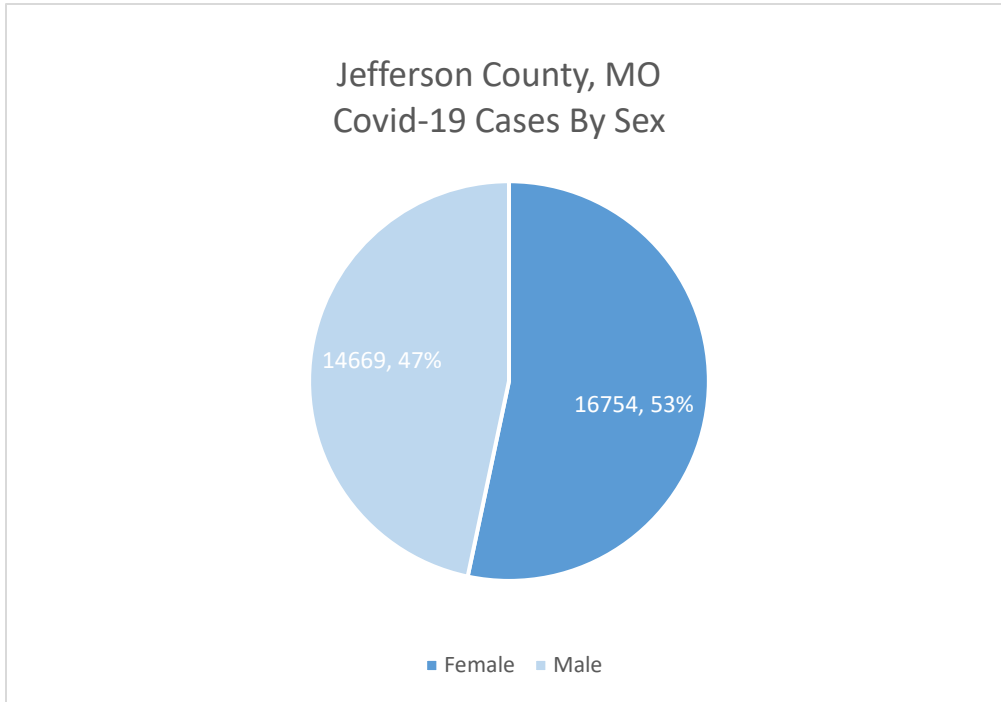


Figure 7. Covid-19 PCR Test Results by Week, Jefferson County, Missouri

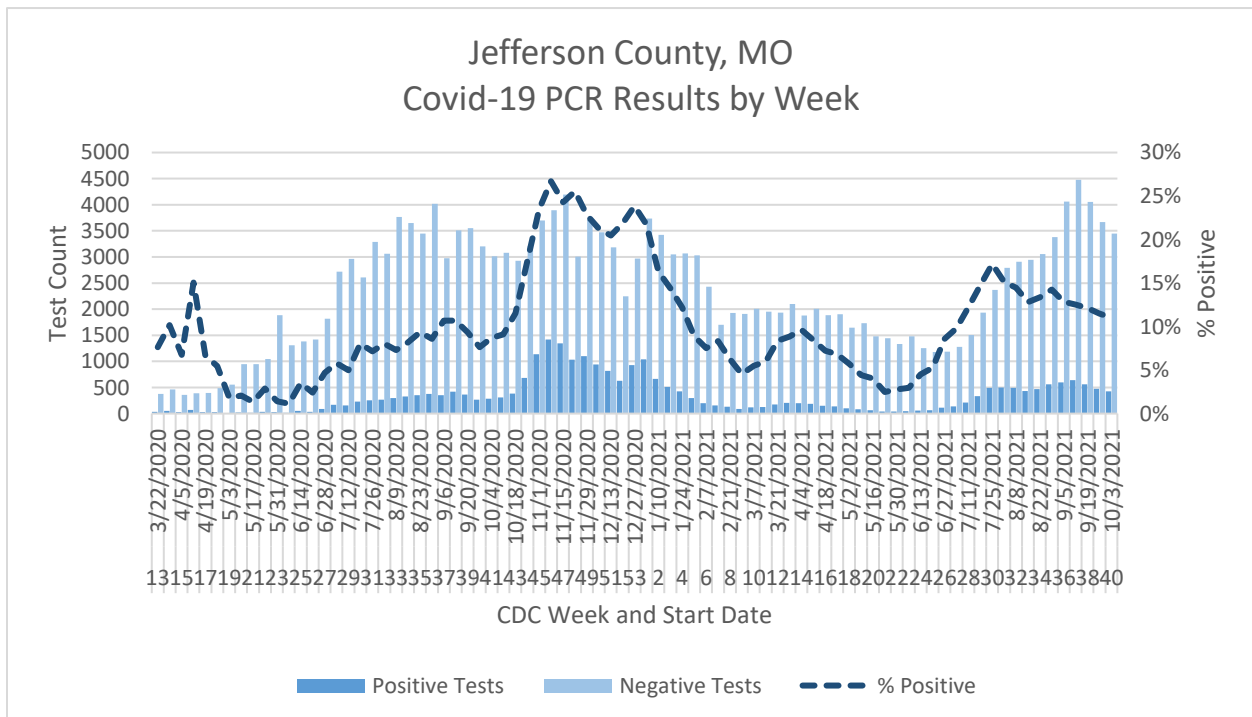


Table 3. Covid-19 PCR Test Results and Percent Positive  
by Week, Jefferson County, Missouri

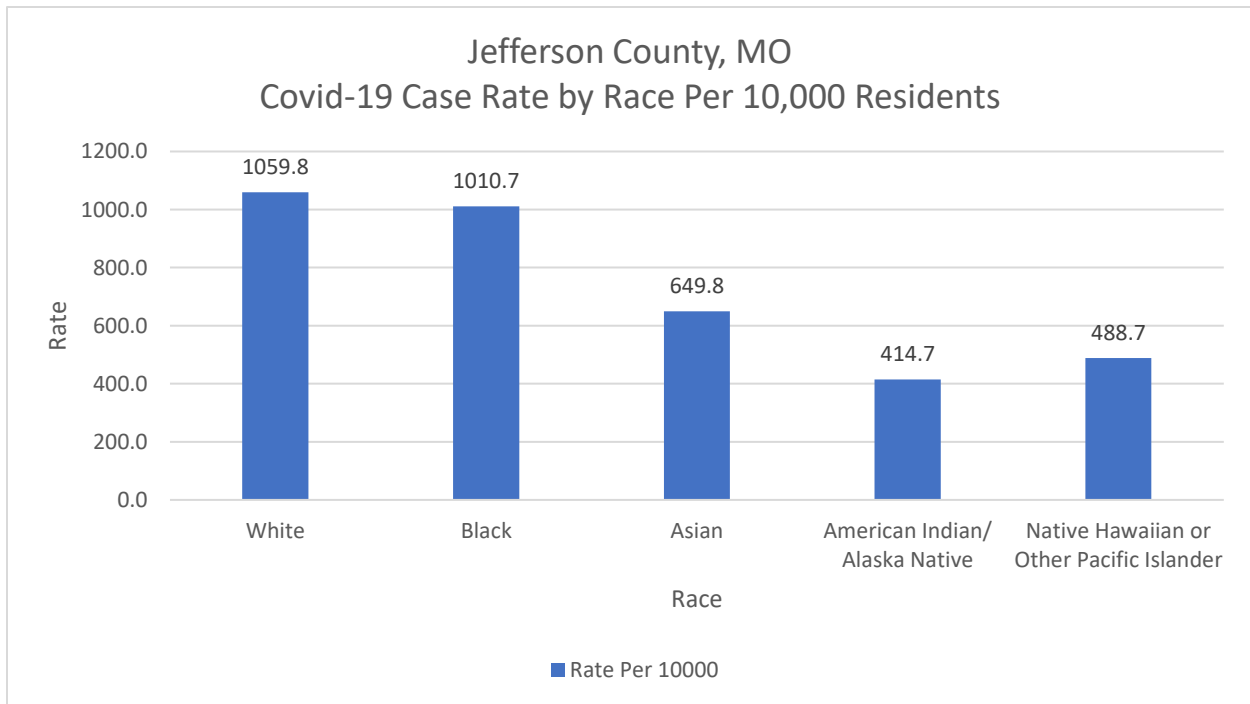
CDC Week	CDC Week Start Date	Positive Tests	Negative Tests	Total Tests	% Positive
51	12/13/2020	819	3185	4004	20.5%
52	12/20/2020	629	2247	2876	21.9%
53	12/27/2020	929	2969	3898	23.8%
1	1/3/2021	1039	3735	4774	21.8%
2	1/10/2021	666	3421	4087	16.3%
3	1/17/2021	512	3047	3559	14.4%
4	1/24/2021	426	3067	3493	12.2%
5	1/31/2021	297	3029	3326	8.9%
6	2/7/2021	198	2432	2630	7.5%
7	2/14/2021	155	1703	1858	8.3%
8	2/21/2021	129	1926	2055	6.3%
9	2/28/2021	91	1908	1999	4.6%
10	3/7/2021	117	2008	2125	5.5%
11	3/14/2021	124	1950	2074	6.0%
12	3/21/2021	176	1932	2108	8.3%
13	3/28/2021	204	2099	2303	8.9%
14	4/4/2021	200	1880	2080	9.6%
15	4/11/2021	185	2007	2192	8.4%
16	4/18/2021	147	1886	2033	7.2%
17	4/25/2021	139	1900	2039	6.8%
18	5/2/2021	100	1647	1747	5.7%
19	5/9/2021	80	1732	1812	4.4%
20	5/16/2021	62	1482	1544	4.0%
21	5/23/2021	37	1445	1482	2.5%
22	5/30/2021	38	1334	1372	2.8%
23	6/6/2021	45	1477	1522	3.0%
24	6/13/2021	59	1251	1310	4.5%
25	6/20/2021	66	1181	1247	5.3%
26	6/27/2021	111	1184	1295	8.6%
27	7/4/2021	139	1277	1416	9.8%
28	7/11/2021	209	1506	1715	12.2%
29	7/18/2021	335	1934	2269	14.8%
30	7/25/2021	491	2366	2857	17.2%
31	8/1/2021	498	2790	3288	15.1%
32	8/8/2021	492	2910	3402	14.5%
33	8/15/2021	433	2946	3379	12.8%
34	8/22/2021	471	3057	3528	13.4%
35	8/29/2021	562	3380	3942	14.3%
36	9/5/2021	599	4063	4662	12.8%
37	9/12/2021	642	4479	5121	12.5%
38	9/19/2021	560	4057	4617	12.1%
39	9/26/2021	477	3670	4147	11.5%
40	10/3/2021	426	3447	3873	11.0%

Table 4. Covid-19 Cases and Rate Per 10,000 by Race, Jefferson County, Missouri\*

Race	Cases	Rate Per 10000
White	22923	1059.8
Black	273	1010.7
Asian	117	649.8
American Indian/ Alaska Native	28	414.7
Native Hawaiian or Other Pacific Islander	11	488.7
Unknown	3854	N/A

\*Rates calculated using data from the United States Census Bureau for Jefferson County, Missouri (2019)

Figure 8. Covid-19 Case Rate by Race Per 10,000 Residents, Jefferson County, Missouri\*



\*Case Rates calculated excluding unknown and missing race data.



Figure 9. Covid-19 Active Cases by Zip Code, Jefferson County, Missouri

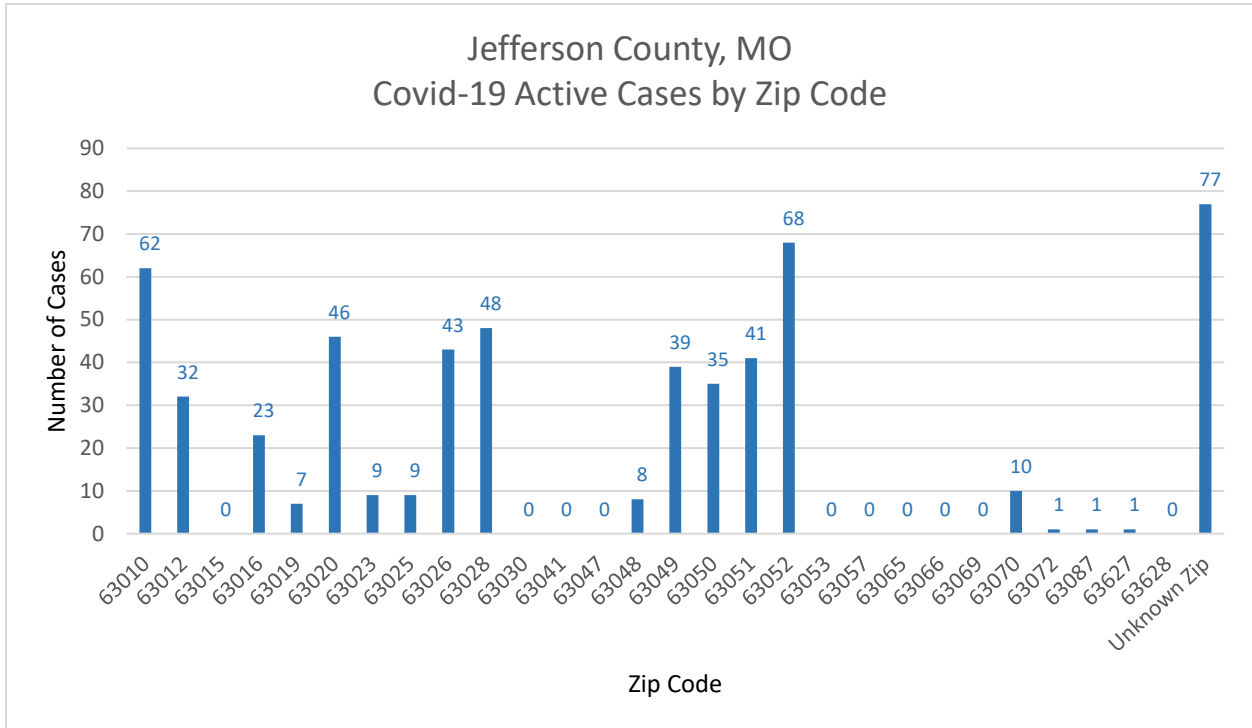
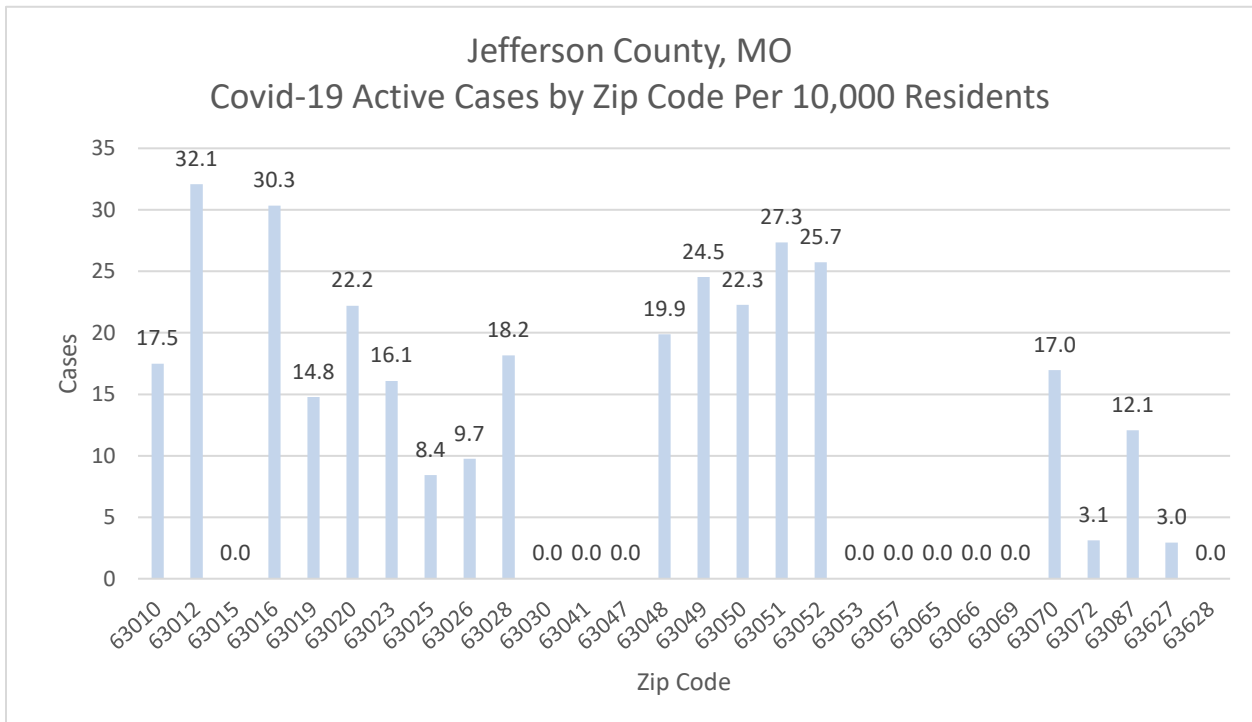


Figure 10. Covid-19 Active Cases by Zip Code Per 10,000 Residents, Jefferson County, Missouri





Champion positive health outcomes and behaviors through innovative programs and community engagement

**Jefferson County, Missouri**  
**Covid-19 Surveillance Report**  
**School Aged Population**

**Week 40: October 3- October 9**

*All data are preliminary and may change as more reports are received.*

---

**SUMMARY:**

- During Week 40 a total of 150 confirmed and probable Covid-19 cases were reported in Jefferson County for the 0-19 year age group. A cumulative total of 5186 confirmed and probable Covid-19 cases have been reported in 0-19 year age group in Jefferson County, Missouri.
-

Table 1. Number of Confirmed and Probable Covid-19 Cases by Week,  
 0-19 Year Age Group,  
 Jefferson County, Missouri

CDC Week	CDC Week Start Date	Covid-19 Cases	Cumulative Covid-19 Case Total
1	1/3/2021	192	2219
2	1/10/2021	126	2345
3	1/17/2021	73	2418
4	1/24/2021	84	2502
5	1/31/2021	92	2594
6	2/7/2021	28	2622
7	2/14/2021	33	2655
8	2/21/2021	30	2685
9	2/28/2021	32	2717
10	3/7/2021	35	2752
11	3/14/2021	31	2783
12	3/21/2021	44	2827
13	3/28/2021	61	2888
14	4/4/2021	58	2946
15	4/11/2021	48	2994
16	4/18/2021	43	3037
17	4/25/2021	48	3085
18	5/2/2021	34	3119
19	5/9/2021	22	3141
20	5/16/2021	12	3153
21	5/23/2021	6	3159
22	5/30/2021	4	3163
23	6/6/2021	7	3170
24	6/13/2021	13	3183
25	6/20/2021	26	3209
26	6/27/2021	25	3234
27	7/4/2021	34	3268
28	7/11/2021	65	3333
29	7/18/2021	75	3408
30	7/25/2021	104	3512
31	8/1/2021	101	3613
32	8/8/2021	106	3719
33	8/15/2021	112	3831
34	8/22/2021	103	3934
35	8/29/2021	211	4145
36	9/5/2021	241	4386
37	9/12/2021	256	4642
38	9/19/2021	222	4864
39	9/26/2021	172	5036
40	10/3/2021	150	5186

Figure 1. Number of Confirmed and Probable Covid-19 Cases by Week, 0-19 Year Age Group, Jefferson County, Missouri

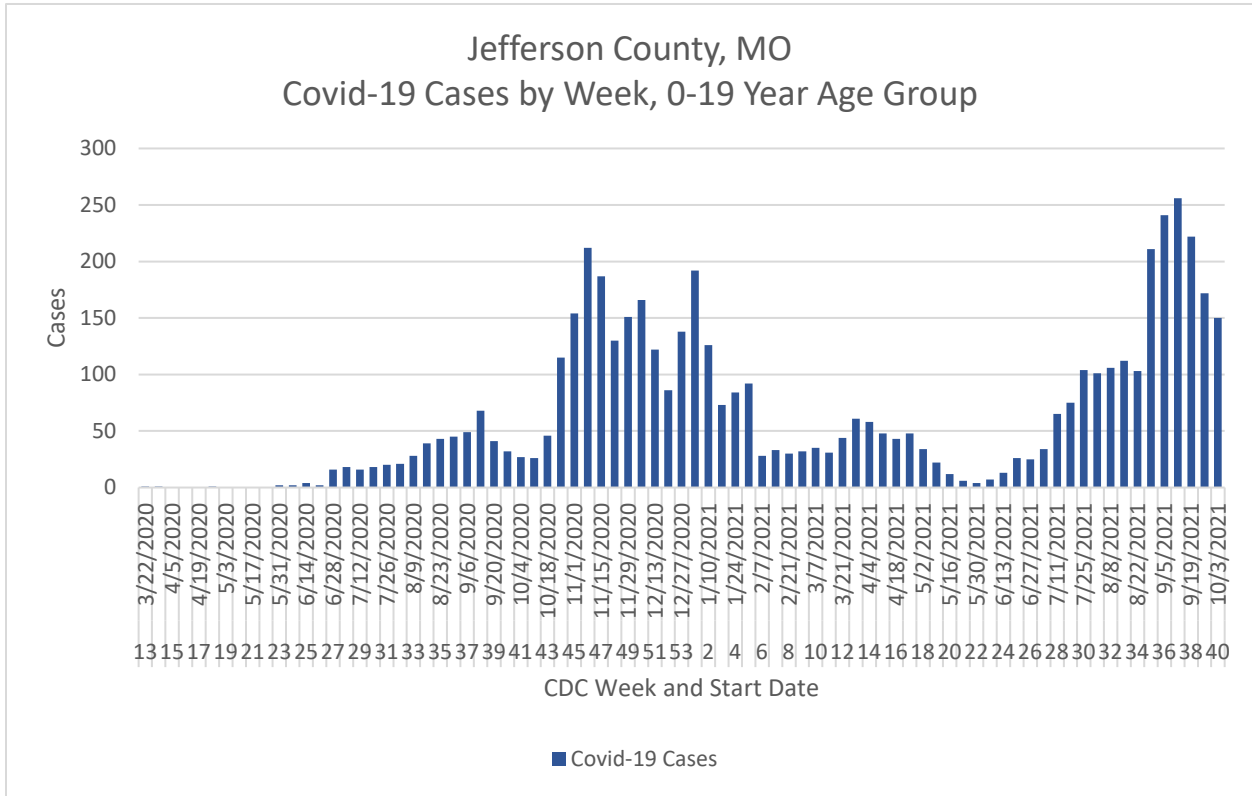


Table 2. Covid-19 Cases by Age Group, Jefferson County, Missouri

Age Group	Cases	Percent
0-9	1,437	4.54%
10-19	3,805	12.01%
20+	26,431	83.45%

Figure 2. Covid-19 Active Cases by Zip Code, 0-19 Year Age Group, Jefferson County, Missouri

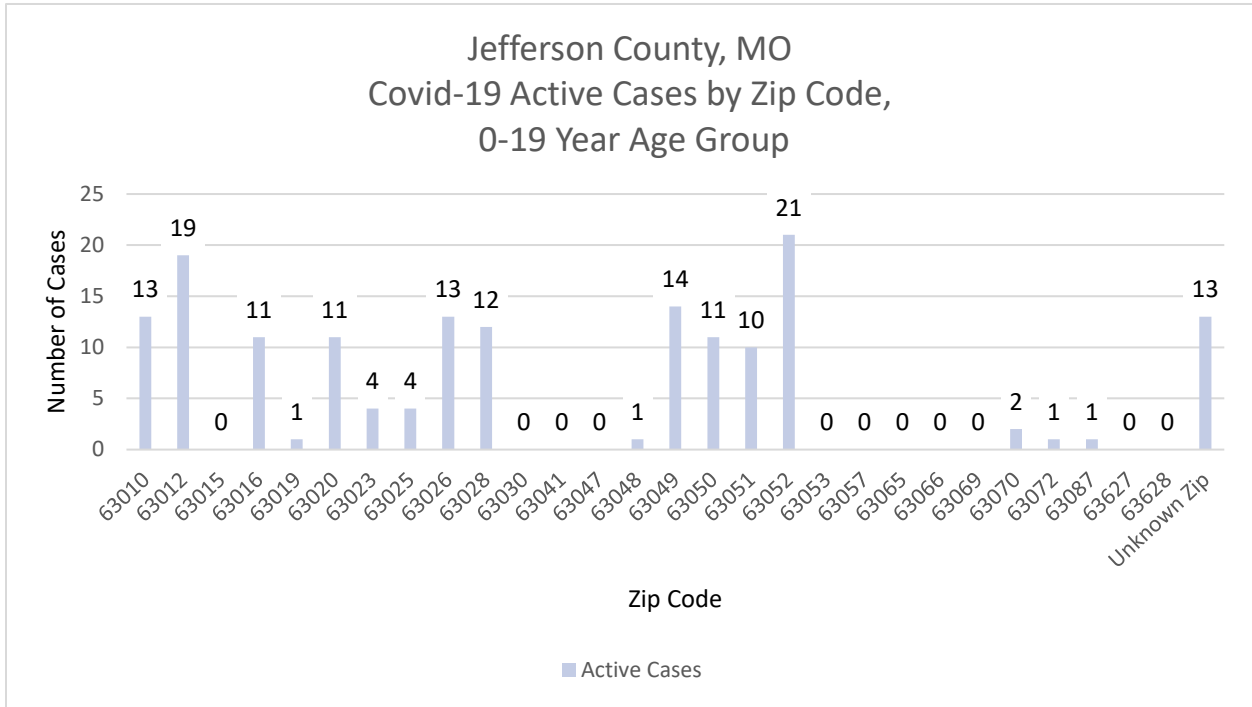


Figure 3. Covid-19 Active and Cumulative Cases by Age-Based Grade Levels, Jefferson County, Missouri

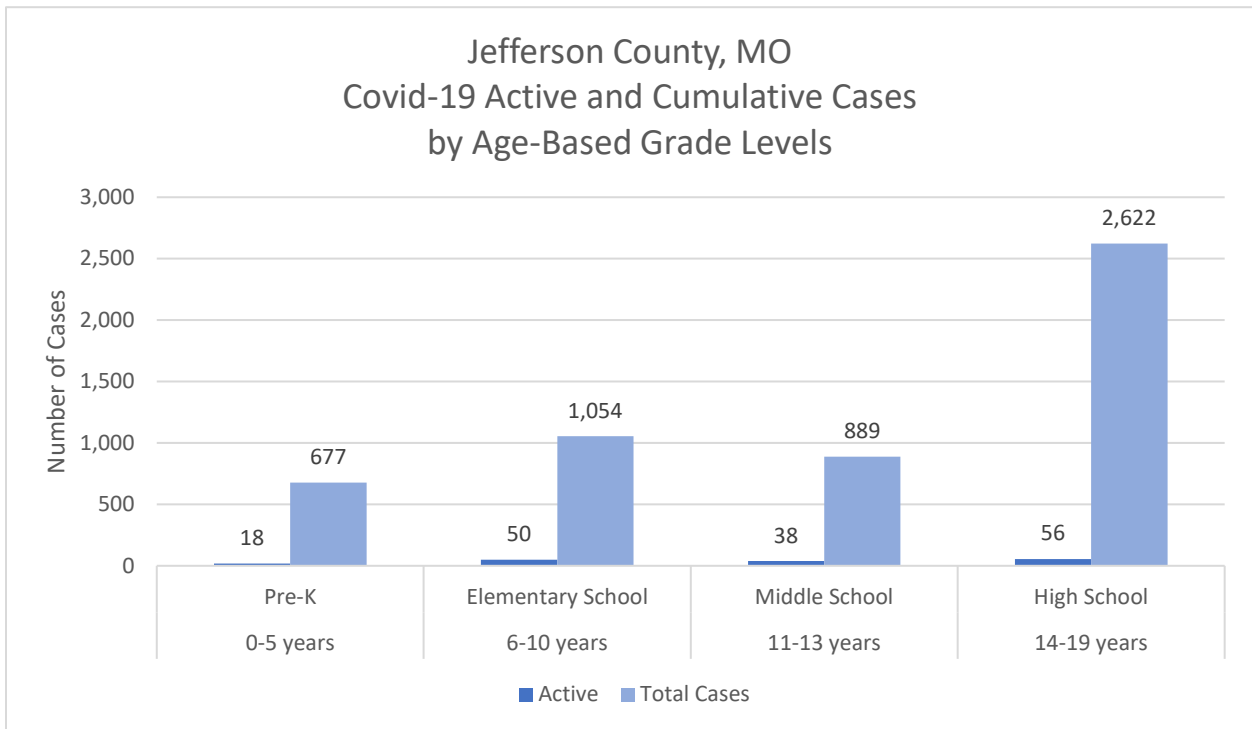


Figure 4. Daily Covid-19 Cases and 7-Day Rolling Average by Age-Based Grade Levels, Pre-K Age Group, Jefferson County, Missouri

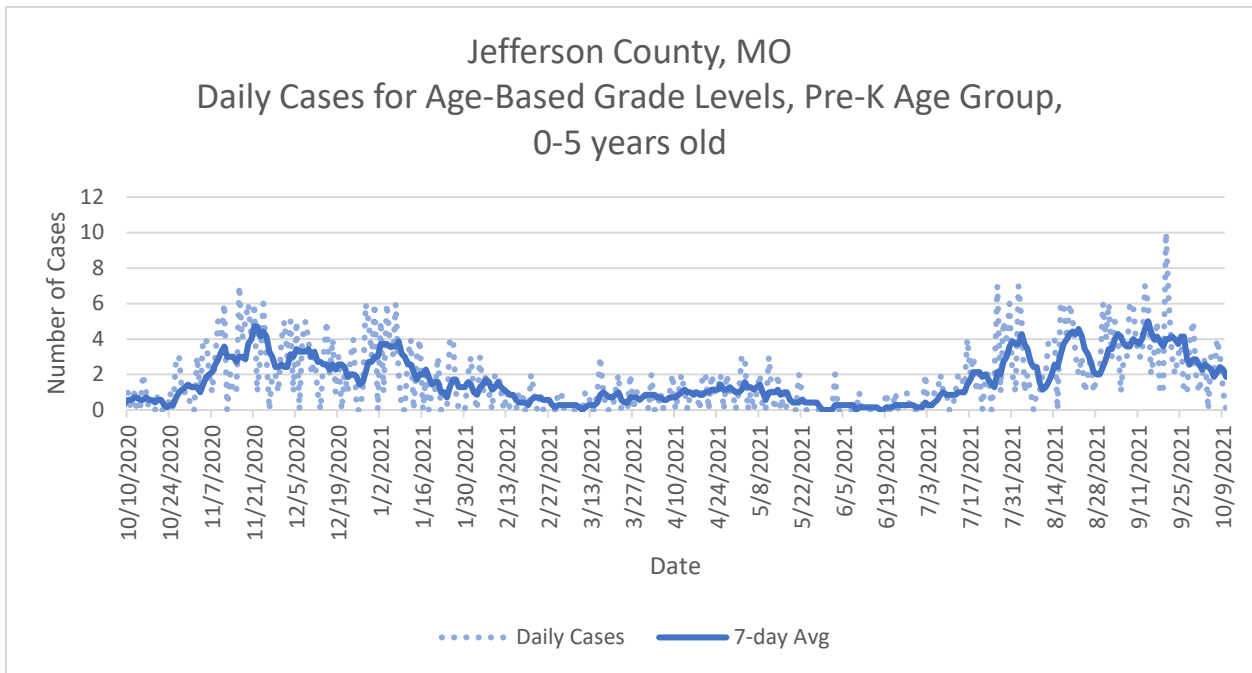


Figure 5. Daily Covid-19 Cases and 7-Day Rolling Average by Age-Based Grade Levels, Elementary School Age Group, Jefferson County, Missouri

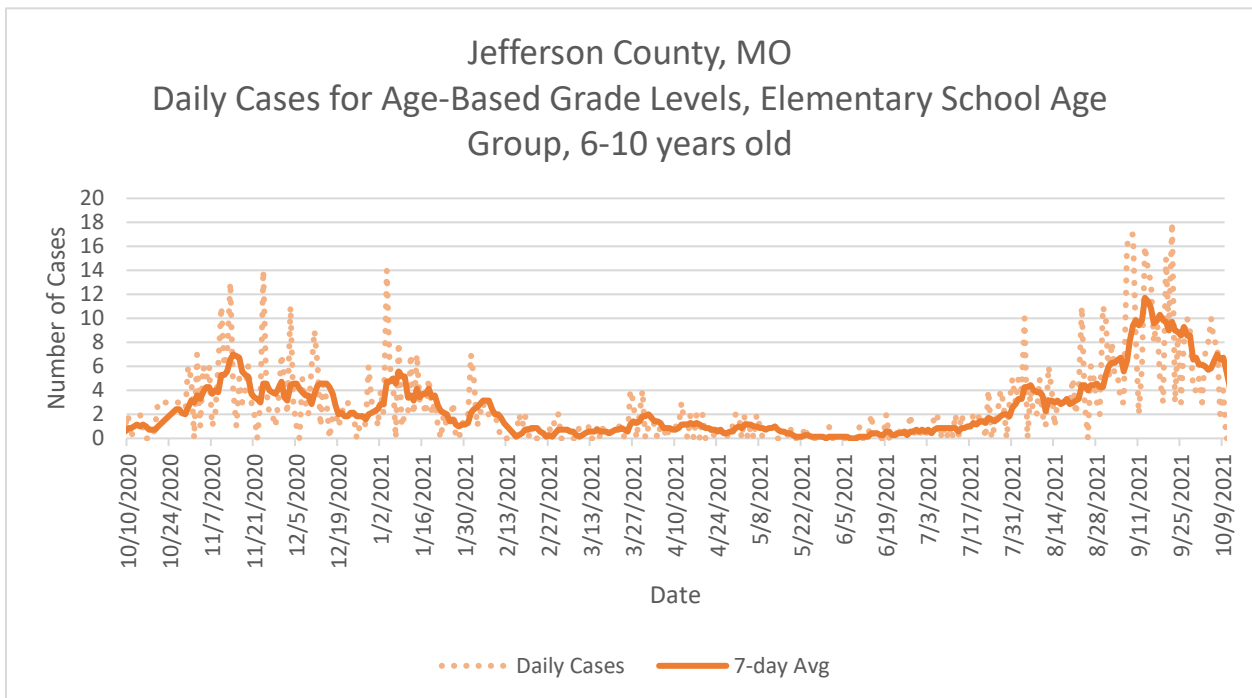


Figure 6. Daily Covid-19 Cases and 7-Day Rolling Average by Age-Based Grade Levels, Middle School Age Group, Jefferson County, Missouri

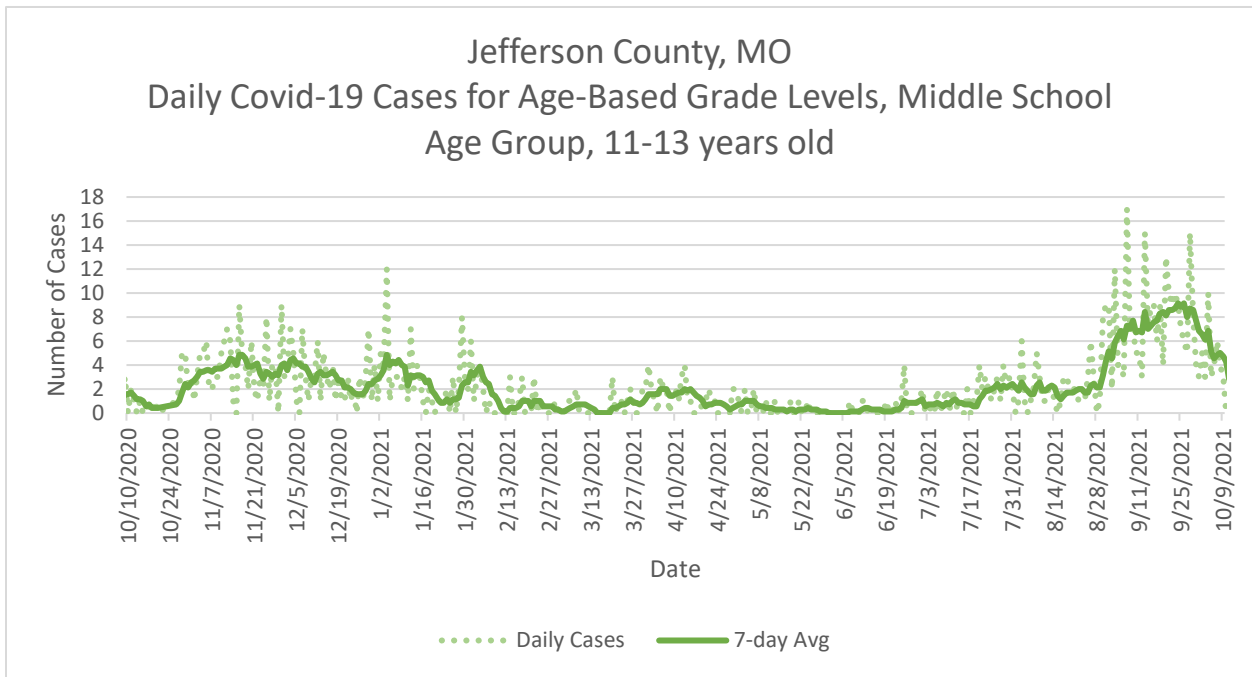


Figure 7. Daily Covid-19 Cases and 7-Day Rolling Average by Age-Based Grade Levels, High School Age Group, Jefferson County, Missouri

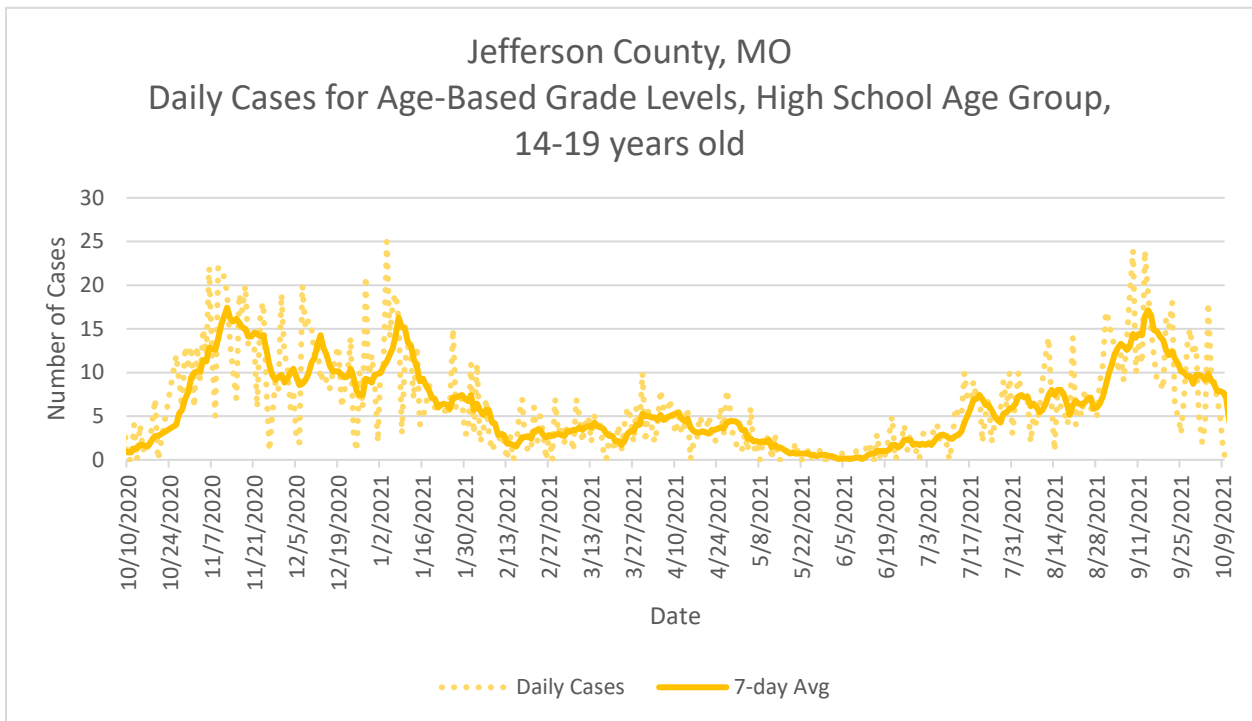


Figure 8. Overlay of 7-Day Rolling Average of Daily Covid-19 Cases for all Age-Based Grade Levels, Jefferson County, Missouri

