



Champion positive health outcomes and behaviors through innovative programs and community engagement

**Jefferson County, Missouri**  
**Weekly Total Covid-19 Surveillance Report**  
**Includes Community Based Cases and Long-Term Care Facility Cases**

**Week 38: September 19- September 25**

*All data are preliminary and may change as more reports are received.*

---

**SUMMARY:**

- During Week 38 a total of 696 confirmed and probable Covid-19 cases were reported in Jefferson County. A cumulative total of 30410 confirmed and probable Covid-19 cases have been reported in Jefferson County as of Week 38.
- During Week 38 a total of eight Covid-19 associated deaths were reported in Jefferson County. A cumulative total of 296 Covid-19 associated deaths have been reported in Jefferson County as of Week 38.
- Five outbreaks of Covid-19 were reported in long-term care facilities (LTCF) in Jefferson County during Week 38.<sup>1</sup>

---

<sup>1</sup> Outbreaks are defined as a LTCF with one or more confirmed cases of Covid-19 in residents or staff.

## EPIDEMIOLOGIC DATA

Table 1. Number of Confirmed and Probable Covid-19 Cases by Week, Jefferson County, Missouri

CDC Week	CDC Week Start Date	Covid-19 Cases	Cumulative Covid-19 Case Total
51	12/13/2020	938	14755
52	12/20/2020	710	15465
53	12/27/2020	1063	16528
1	1/3/2021	1224	17752
2	1/10/2021	885	18637
3	1/17/2021	630	19267
4	1/24/2021	522	19789
5	1/31/2021	374	20163
6	2/7/2021	253	20416
7	2/14/2021	211	20627
8	2/21/2021	190	20817
9	2/28/2021	169	20986
10	3/7/2021	174	21160
11	3/14/2021	207	21367
12	3/21/2021	281	21648
13	3/28/2021	314	21962
14	4/4/2021	327	22289
15	4/11/2021	265	22554
16	4/18/2021	202	22756
17	4/25/2021	182	22938
18	5/2/2021	138	23076
19	5/9/2021	113	23189
20	5/16/2021	75	23264
21	5/23/2021	58	23322
22	5/30/2021	57	23379
23	6/6/2021	55	23434
24	6/13/2021	73	23507
25	6/20/2021	88	23595
26	6/27/2021	145	23740
27	7/4/2021	180	23920
28	7/11/2021	294	24214
29	7/18/2021	400	24614
30	7/25/2021	557	25171
31	8/1/2021	590	25761
32	8/8/2021	616	26377
33	8/15/2021	561	26938
34	8/22/2021	598	27536
35	8/29/2021	692	28228
36	9/5/2021	717	28945
37	9/12/2021	769	29714
38	9/19/2021	696	30410

Figure 1. Number of Confirmed and Probable Covid-19 Cases by Week, Jefferson County, Missouri

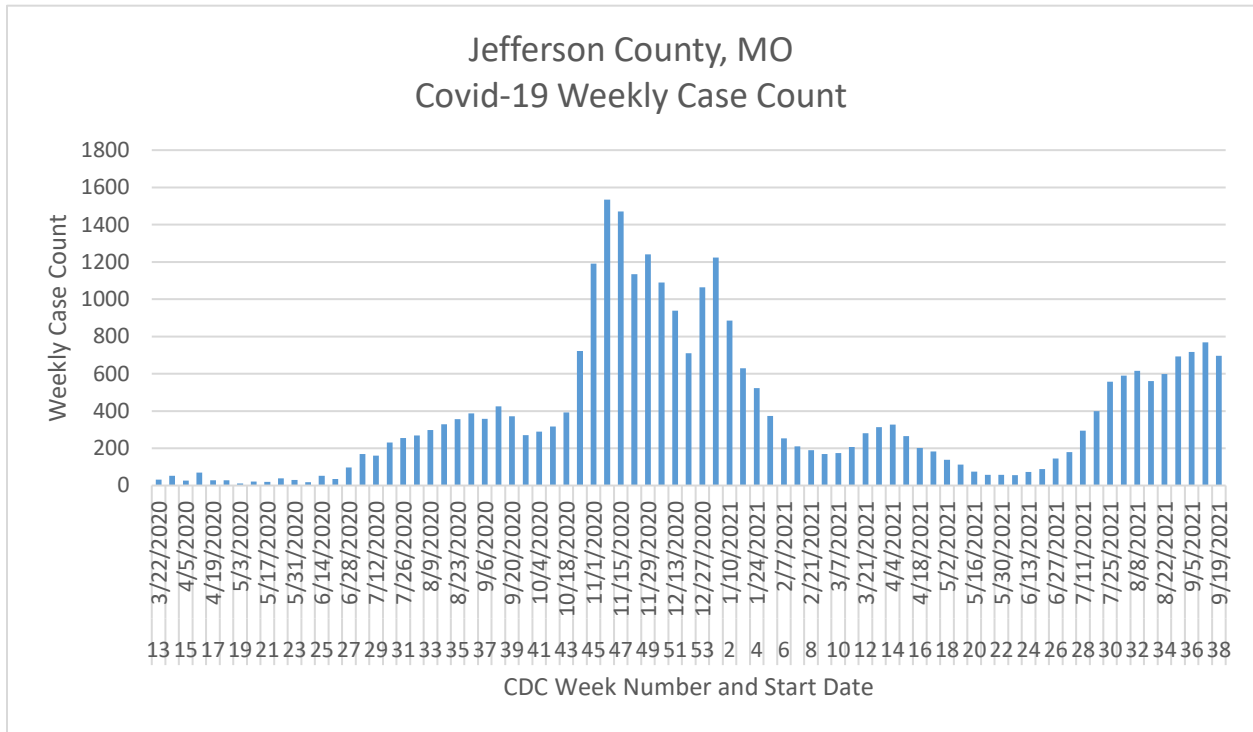


Figure 2. Cumulative Confirmed and Probable Covid-19 Cases by Week, Jefferson County, Missouri

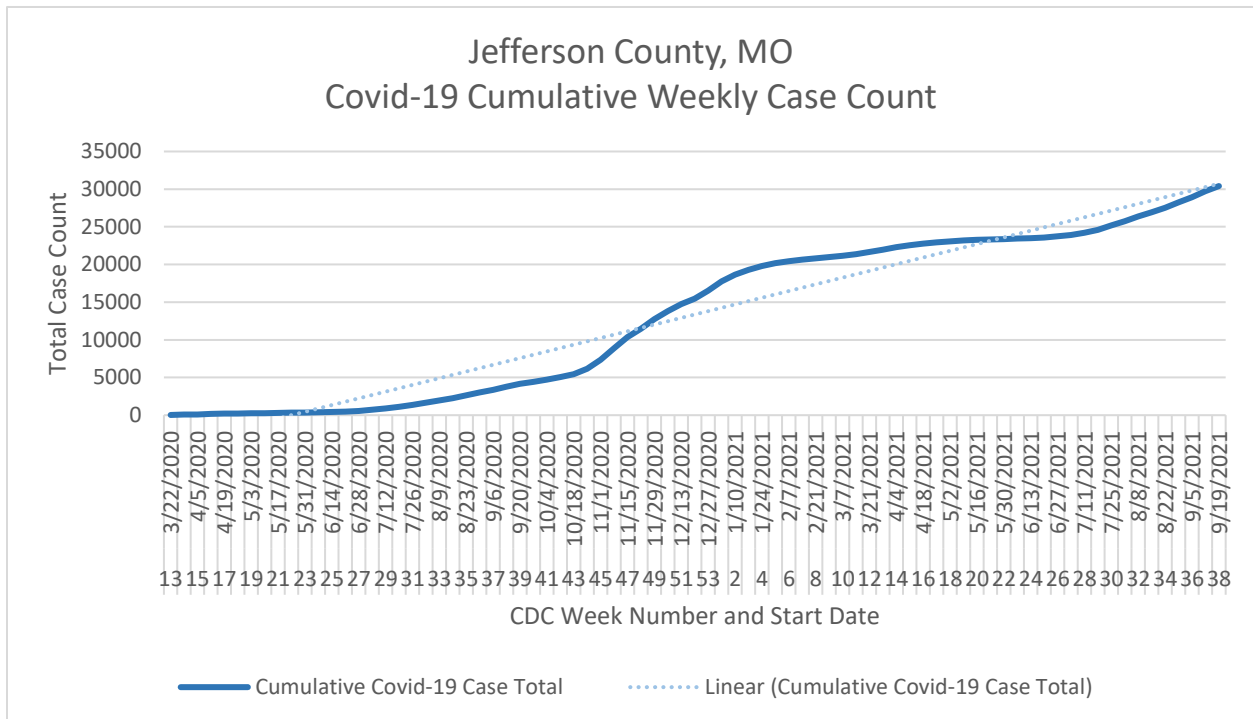


Figure 3. Covid-19 Daily Case Count and 7-Day Average, Jefferson County, Missouri

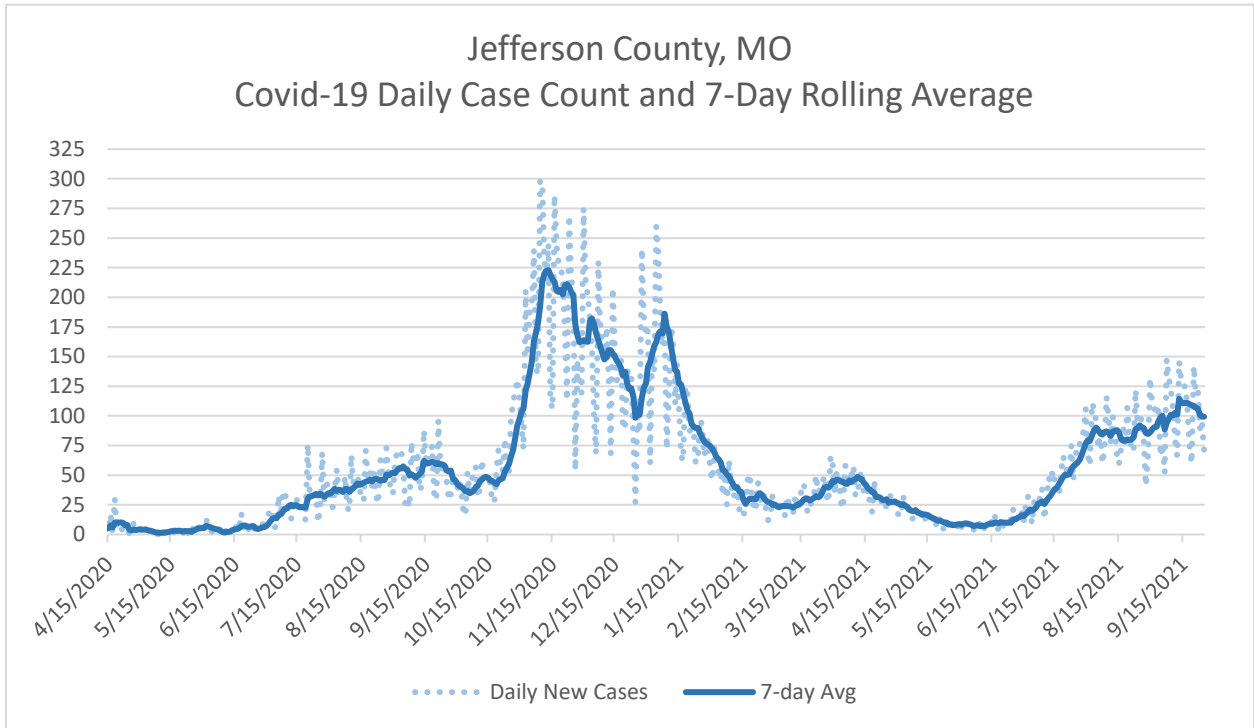


Figure 4. Confirmed and Probable Covid-19 Cases and Age-Adjusted Case Rates, Jefferson County, Missouri

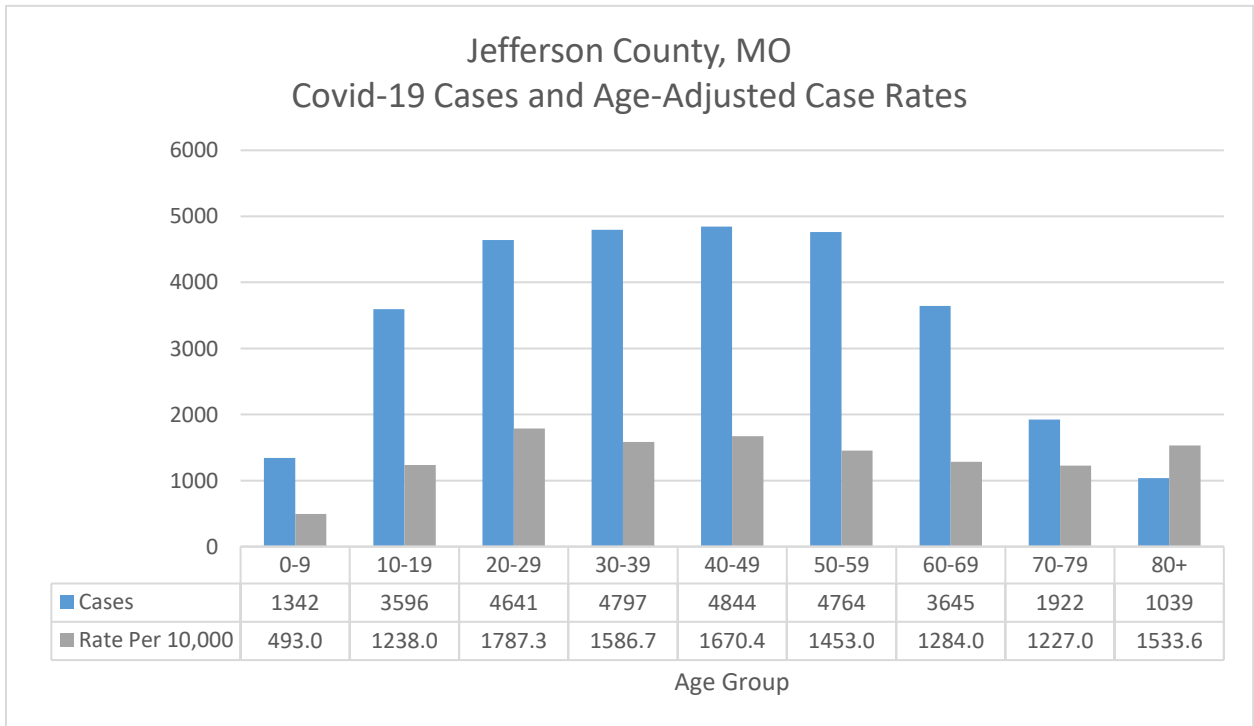


Figure 5. Covid-19 Fatalities and Fatality Rates by Age Group, Jefferson County, Missouri

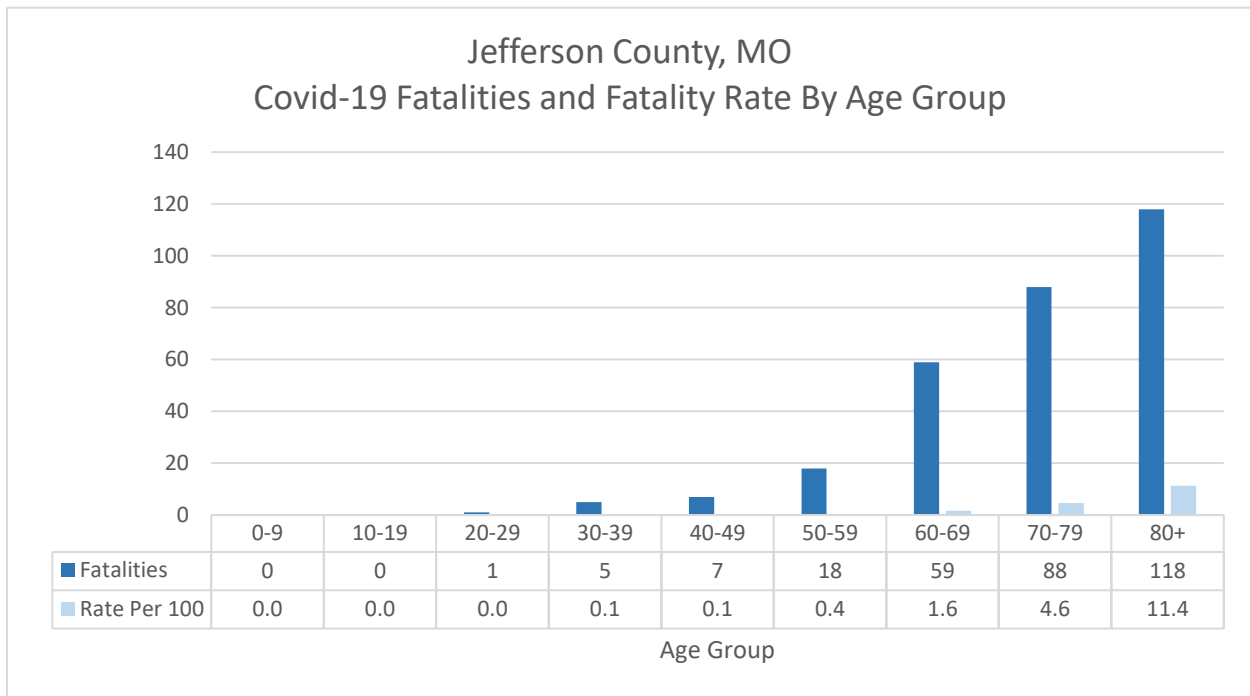


Table 2. Approximate Covid-19 Cumulative Fatality Rates

Jefferson County	0.97%
Missouri	1.41%
US	1.60%

Figure 6. Covid-19 Cases by Sex, Jefferson County, Missouri

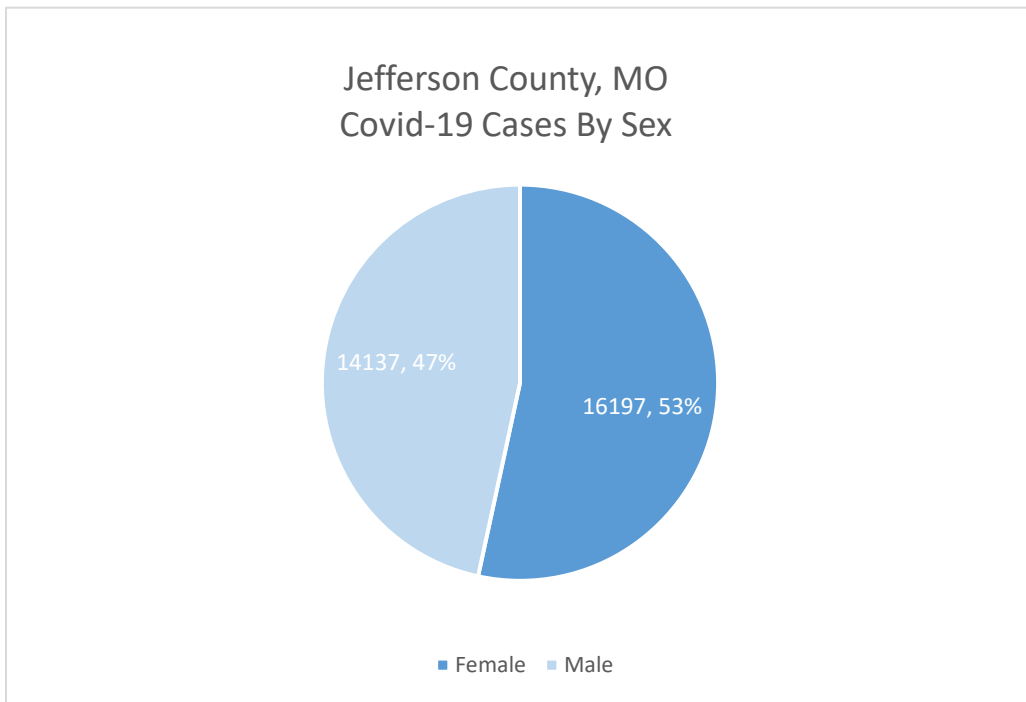


Figure 7. Covid-19 PCR Test Results by Week, Jefferson County, Missouri

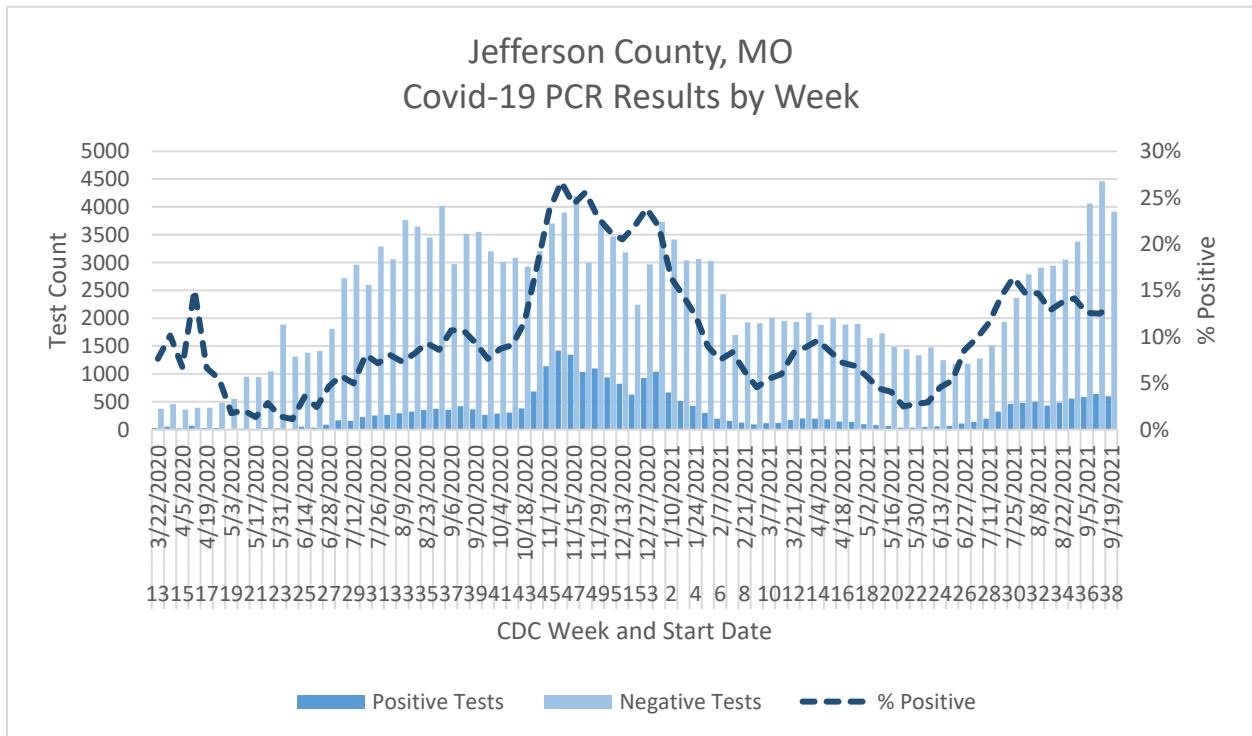


Table 3. Covid-19 PCR Test Results and Percent Positive  
by Week, Jefferson County, Missouri

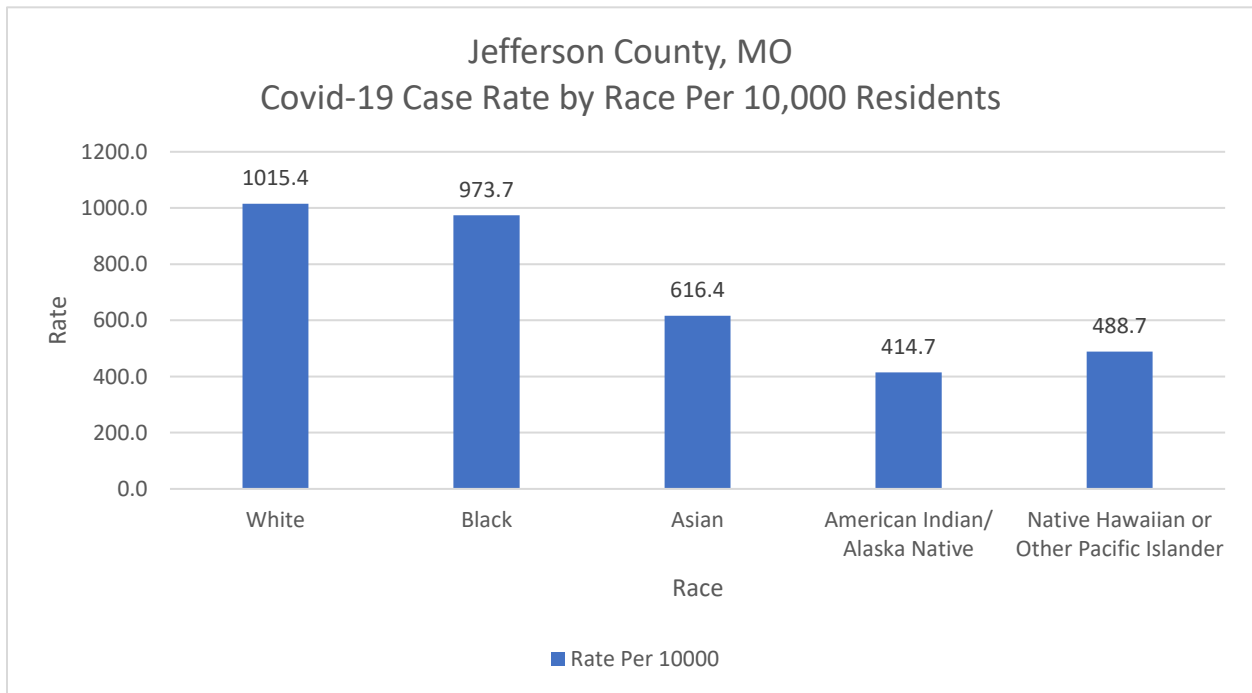
CDC Week	CDC Week Start Date	Positive Tests	Negative Tests	Total Tests	% Positive
49	11/29/2020	1098	3709	4807	22.8%
50	12/6/2020	940	3468	4408	21.3%
51	12/13/2020	821	3184	4005	20.5%
52	12/20/2020	630	2245	2875	21.9%
53	12/27/2020	929	2966	3895	23.9%
1	1/3/2021	1040	3732	4772	21.8%
2	1/10/2021	666	3417	4083	16.3%
3	1/17/2021	512	3044	3556	14.4%
4	1/24/2021	428	3064	3492	12.3%
5	1/31/2021	298	3028	3326	9.0%
6	2/7/2021	198	2434	2632	7.5%
7	2/14/2021	155	1702	1857	8.3%
8	2/21/2021	129	1926	2055	6.3%
9	2/28/2021	91	1909	2000	4.6%
10	3/7/2021	117	2008	2125	5.5%
11	3/14/2021	124	1948	2072	6.0%
12	3/21/2021	175	1933	2108	8.3%
13	3/28/2021	204	2098	2302	8.9%
14	4/4/2021	200	1879	2079	9.6%
15	4/11/2021	185	2007	2192	8.4%
16	4/18/2021	147	1887	2034	7.2%
17	4/25/2021	140	1900	2040	6.9%
18	5/2/2021	100	1648	1748	5.7%
19	5/9/2021	80	1732	1812	4.4%
20	5/16/2021	63	1482	1545	4.1%
21	5/23/2021	37	1445	1482	2.5%
22	5/30/2021	38	1333	1371	2.8%
23	6/6/2021	45	1478	1523	3.0%
24	6/13/2021	60	1250	1310	4.6%
25	6/20/2021	66	1182	1248	5.3%
26	6/27/2021	111	1184	1295	8.6%
27	7/4/2021	140	1277	1417	9.9%
28	7/11/2021	196	1506	1702	11.5%
29	7/18/2021	324	1935	2259	14.3%
30	7/25/2021	464	2364	2828	16.4%
31	8/1/2021	479	2789	3268	14.7%
32	8/8/2021	502	2910	3412	14.7%
33	8/15/2021	435	2943	3378	12.9%
34	8/22/2021	486	3055	3541	13.7%
35	8/29/2021	557	3378	3935	14.2%
36	9/5/2021	586	4061	4647	12.6%
37	9/12/2021	637	4462	5099	12.5%
38	9/19/2021	599	3917	4516	13.3%

Table 4. Covid-19 Cases and Rate Per 10,000 by Race, Jefferson County, Missouri\*

Race	Cases	Rate Per 10000
White	21964	1015.4
Black	263	973.7
Asian	111	616.4
American Indian/ Alaska Native	28	414.7
Native Hawaiian or Other Pacific Islander	11	488.7
Unknown	3790	N/A

\*Rates calculated using data from the United States Census Bureau for Jefferson County, Missouri (2019)

Figure 8. Covid-19 Case Rate by Race Per 10,000 Residents, Jefferson County, Missouri\*



\*Case Rates calculated excluding unknown and missing race data.



Figure 9. Covid-19 Active Cases by Zip Code, Jefferson County, Missouri

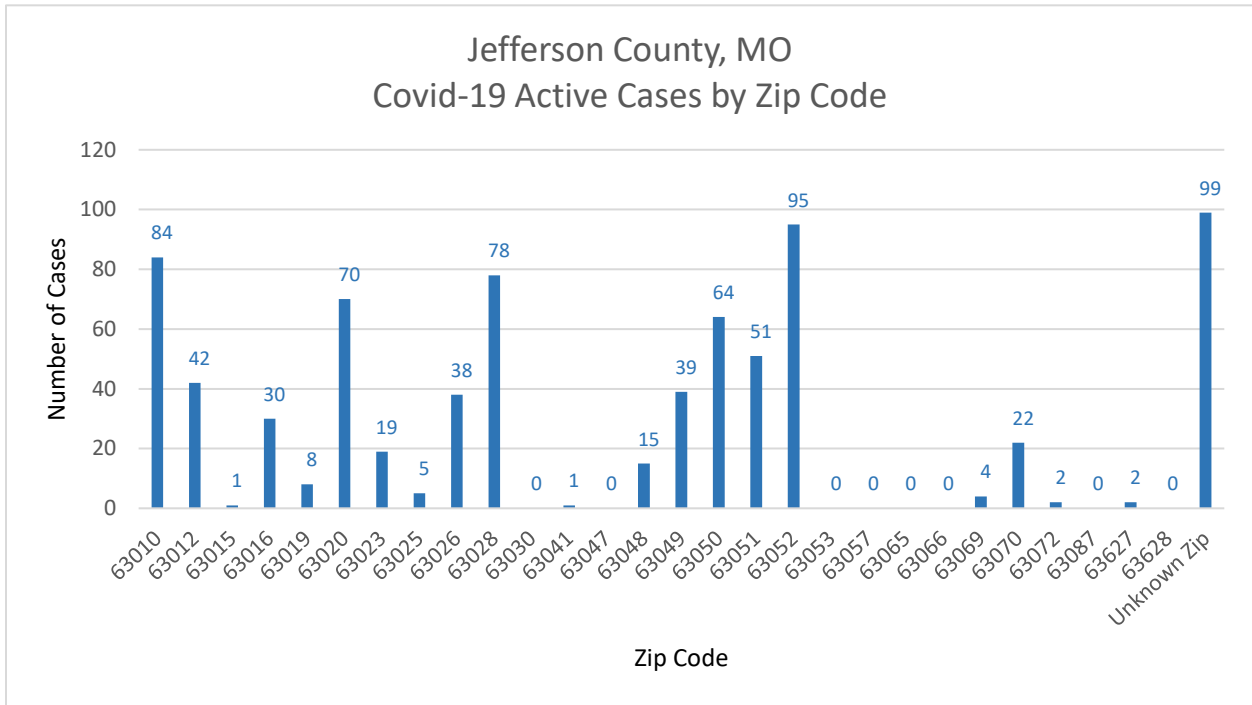
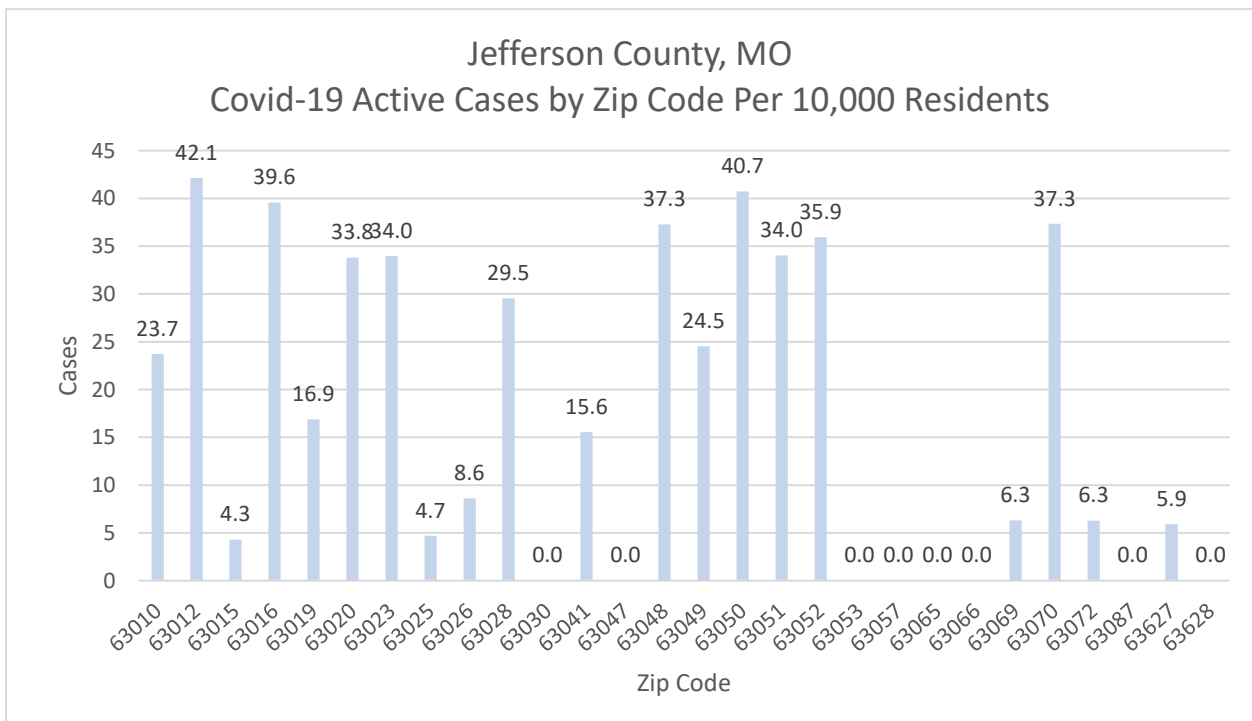


Figure 10. Covid-19 Active Cases by Zip Code Per 10,000 Residents, Jefferson County, Missouri





Champion positive health outcomes and behaviors through innovative programs and community engagement

**Jefferson County, Missouri**  
**Covid-19 Surveillance Report**  
**School Aged Population**

**Week 38: September 19- September 25**

*All data are preliminary and may change as more reports are received.*

---

**SUMMARY:**

- During Week 38 a total of 232 confirmed and probable Covid-19 cases were reported in Jefferson County for the 0-19 year age group. A cumulative total of 4880 confirmed and probable Covid-19 cases have been reported in 0-19 year age group in Jefferson County, Missouri.
-

Table 1. Number of Confirmed and Probable Covid-19 Cases by Week,  
0-19 Year Age Group,  
Jefferson County, Missouri

CDC Week	CDC Week Start Date	Covid-19 Cases	Cumulative Covid-19 Case Total
53	12/27/2020	138	2043
1	1/3/2021	193	2236
2	1/10/2021	126	2362
3	1/17/2021	73	2435
4	1/24/2021	85	2520
5	1/31/2021	92	2612
6	2/7/2021	28	2640
7	2/14/2021	33	2673
8	2/21/2021	30	2703
9	2/28/2021	32	2735
10	3/7/2021	35	2770
11	3/14/2021	31	2801
12	3/21/2021	45	2846
13	3/28/2021	61	2907
14	4/4/2021	58	2965
15	4/11/2021	48	3013
16	4/18/2021	43	3056
17	4/25/2021	48	3104
18	5/2/2021	34	3138
19	5/9/2021	22	3160
20	5/16/2021	12	3172
21	5/23/2021	6	3178
22	5/30/2021	4	3182
23	6/6/2021	7	3189
24	6/13/2021	13	3202
25	6/20/2021	26	3228
26	6/27/2021	25	3253
27	7/4/2021	34	3287
28	7/11/2021	64	3351
29	7/18/2021	76	3427
30	7/25/2021	105	3532
31	8/1/2021	101	3633
32	8/8/2021	103	3736
33	8/15/2021	109	3845
34	8/22/2021	107	3952
35	8/29/2021	207	4159
36	9/5/2021	235	4394
37	9/12/2021	254	4648
38	9/19/2021	232	4880

Figure 1. Number of Confirmed and Probable Covid-19 Cases by Week, 0-19 Year Age Group, Jefferson County, Missouri

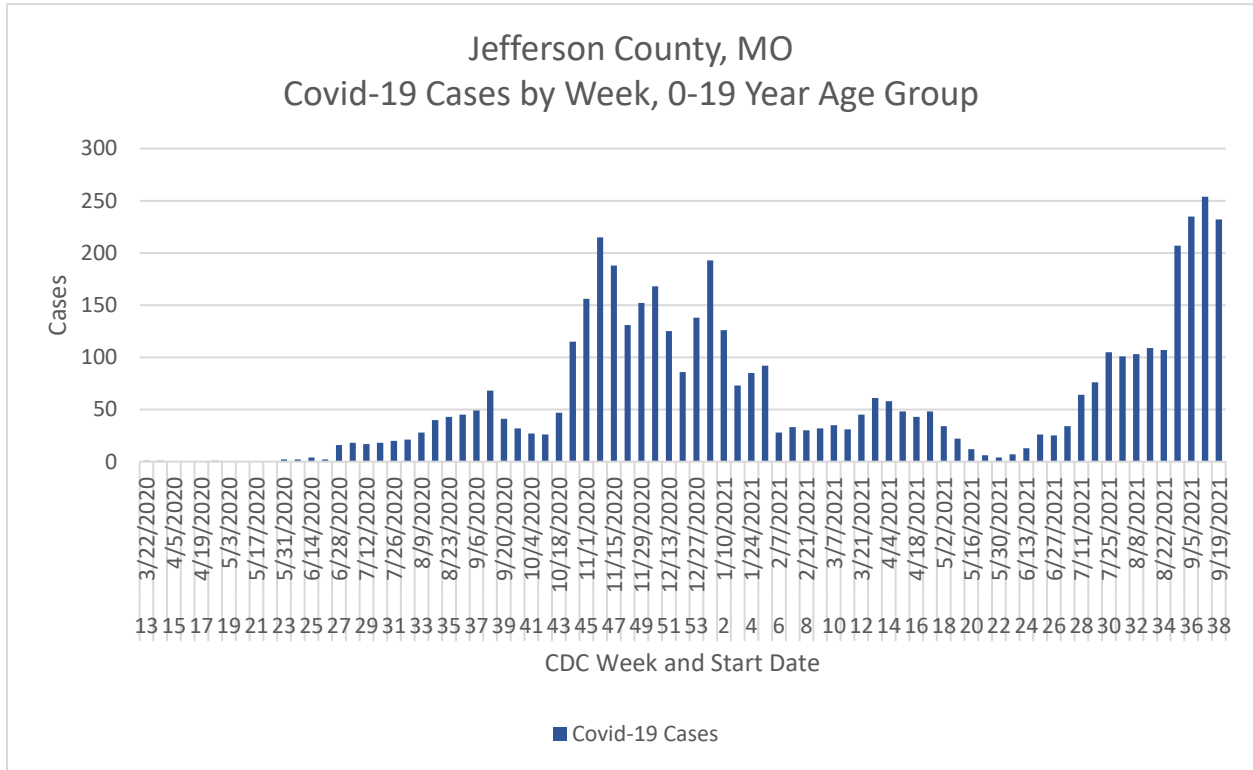


Table 2. Covid-19 Cases by Age Group, Jefferson County, Missouri

Age Group	Cases	Percent
0-9	1,342	4.39%
10-19	3,596	11.76%
20+	25,652	83.86%

Figure 2. Covid-19 Active Cases by Zip Code, 0-19 Year Age Group, Jefferson County, Missouri

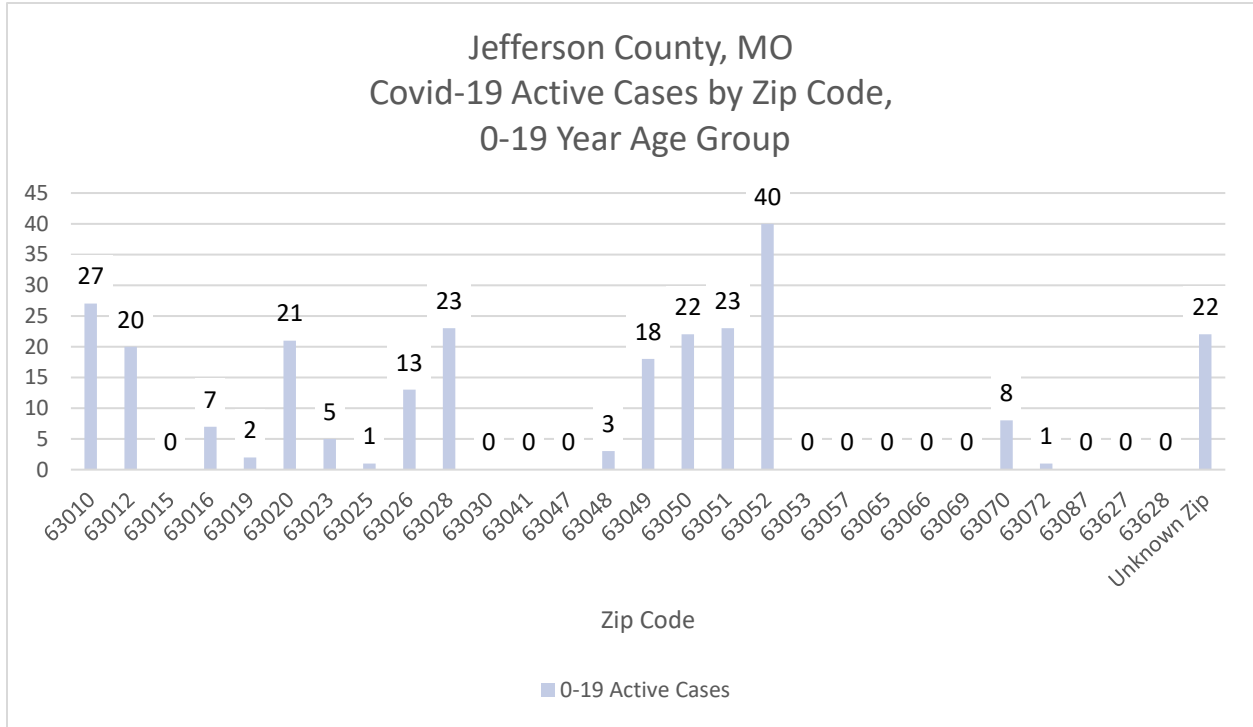


Figure 3. Covid-19 Active and Cumulative Cases by Age-Based Grade Levels, Jefferson County, Missouri

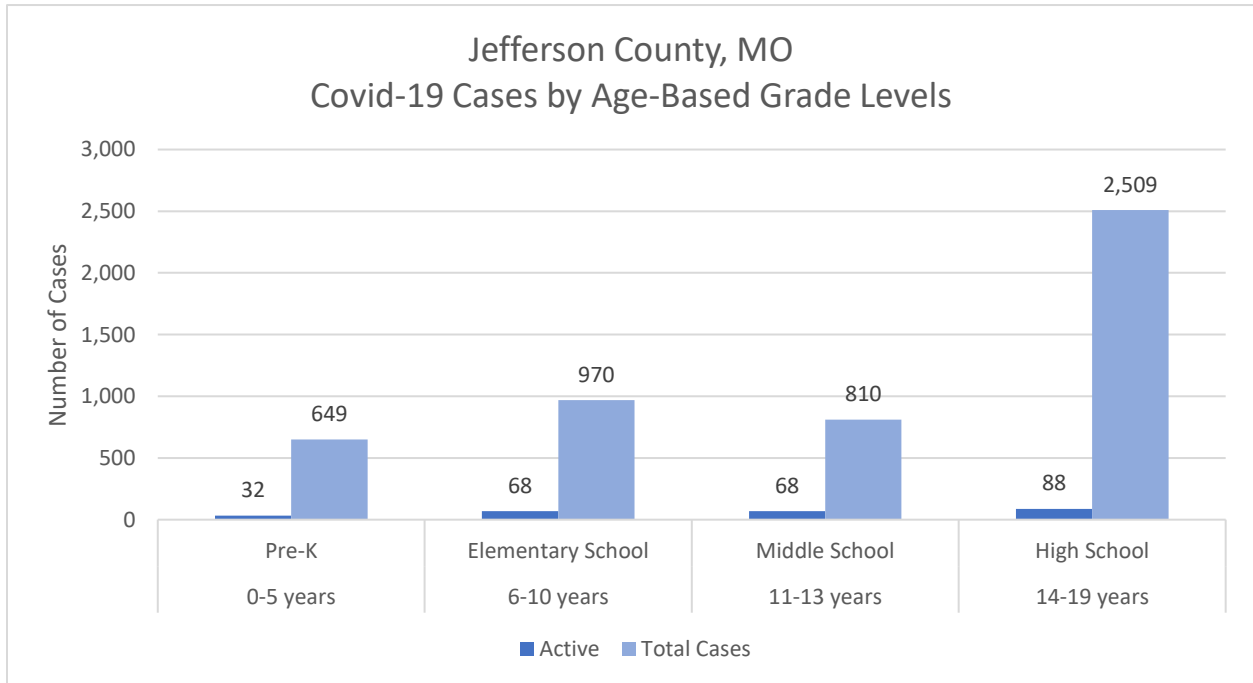


Figure 4. Daily Covid-19 Cases and 7-Day Rolling Average by Age-Based Grade Levels, Pre-K Age Group, Jefferson County, Missouri

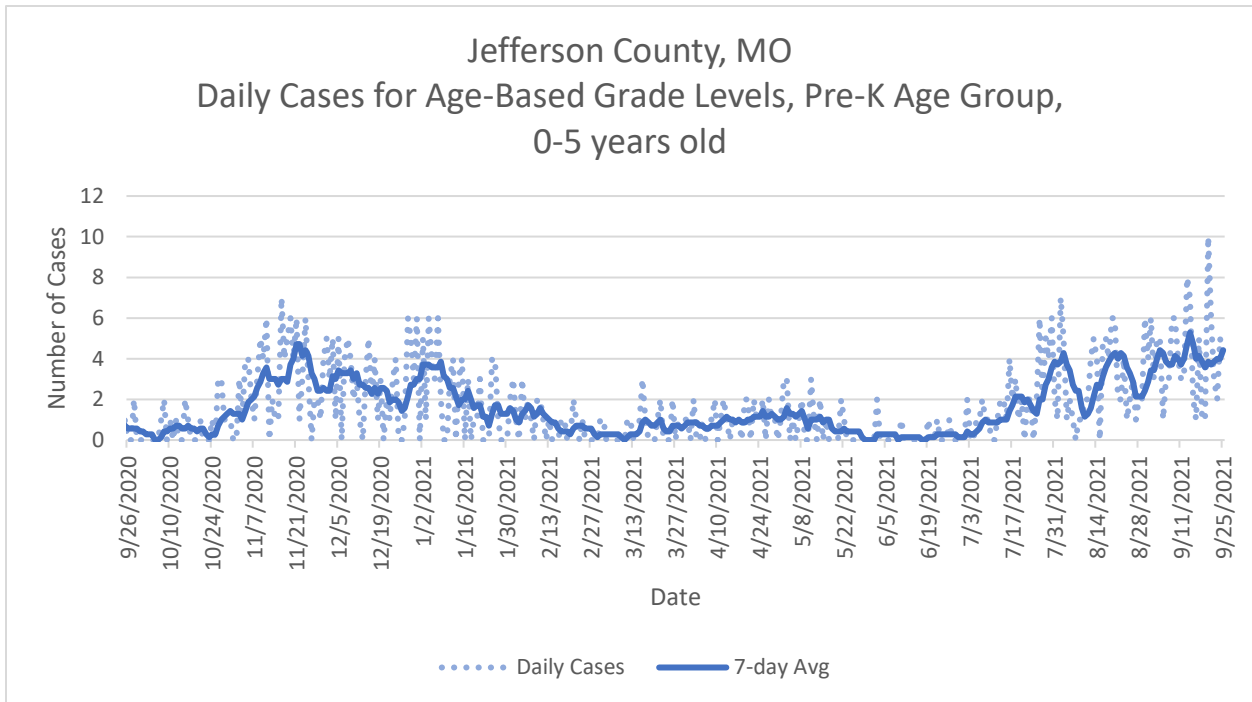


Figure 5. Daily Covid-19 Cases and 7-Day Rolling Average by Age-Based Grade Levels, Elementary School Age Group, Jefferson County, Missouri

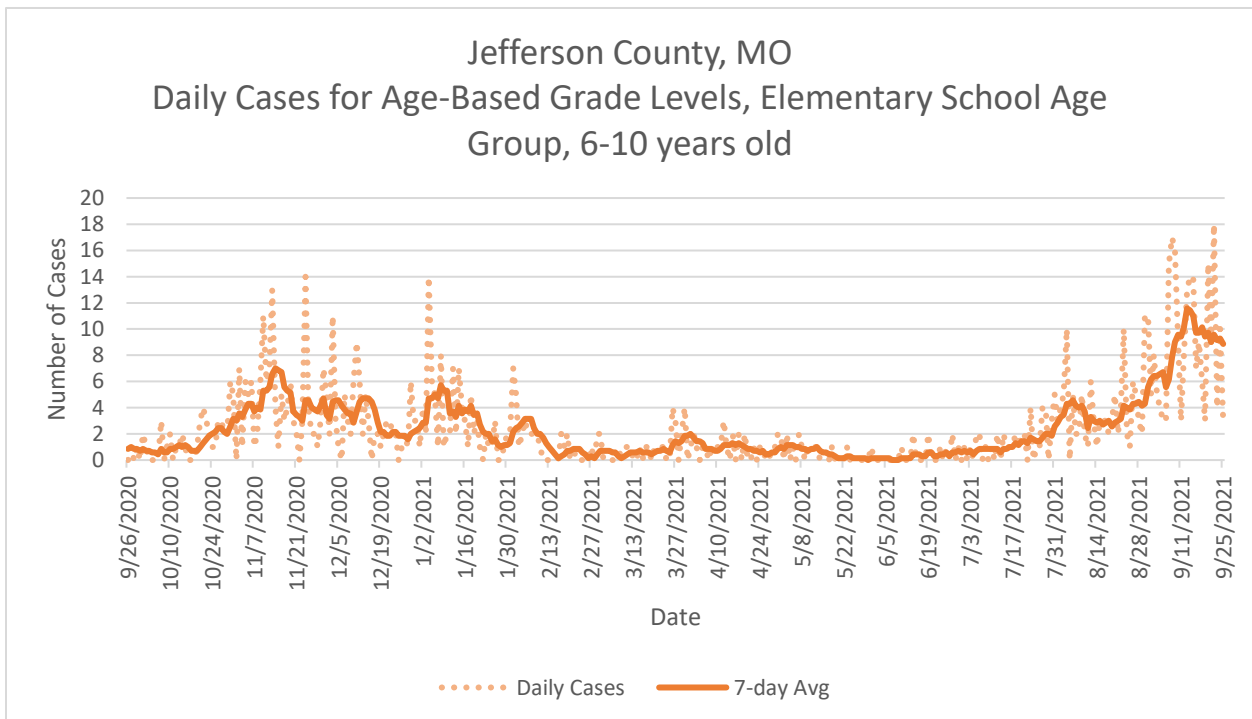


Figure 6. Daily Covid-19 Cases and 7-Day Rolling Average by Age-Based Grade Levels, Middle School Age Group, Jefferson County, Missouri

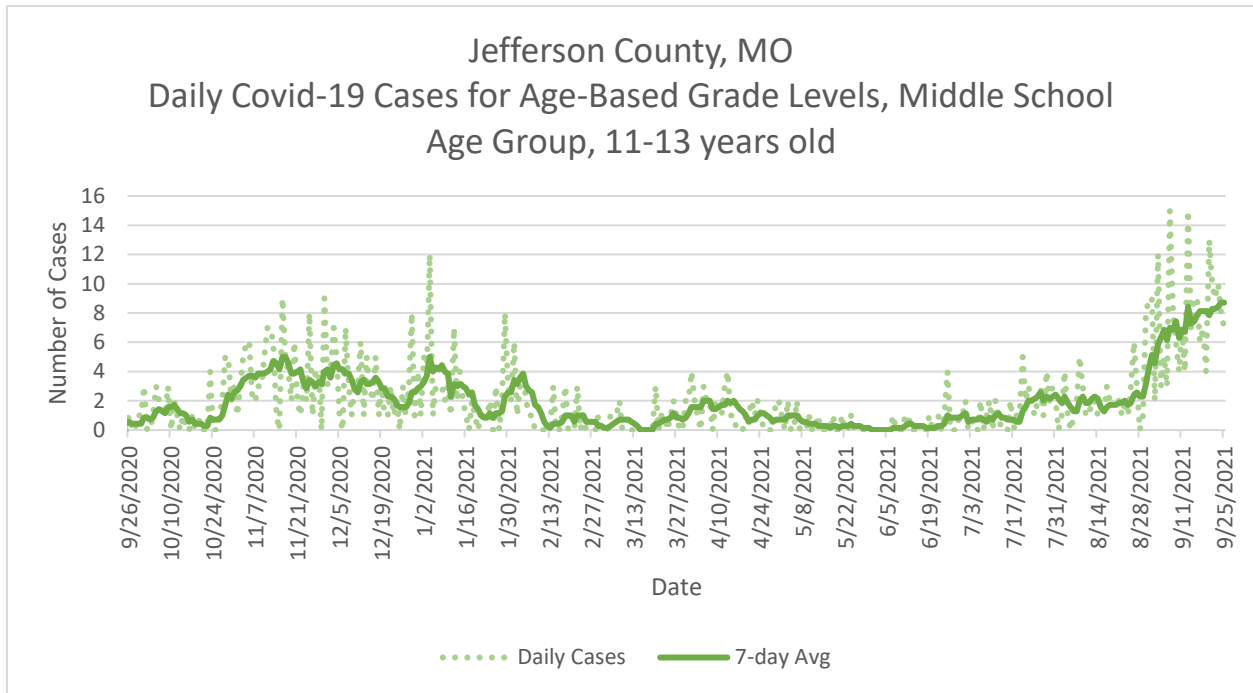


Figure 7. Daily Covid-19 Cases and 7-Day Rolling Average by Age-Based Grade Levels, High School Age Group, Jefferson County, Missouri

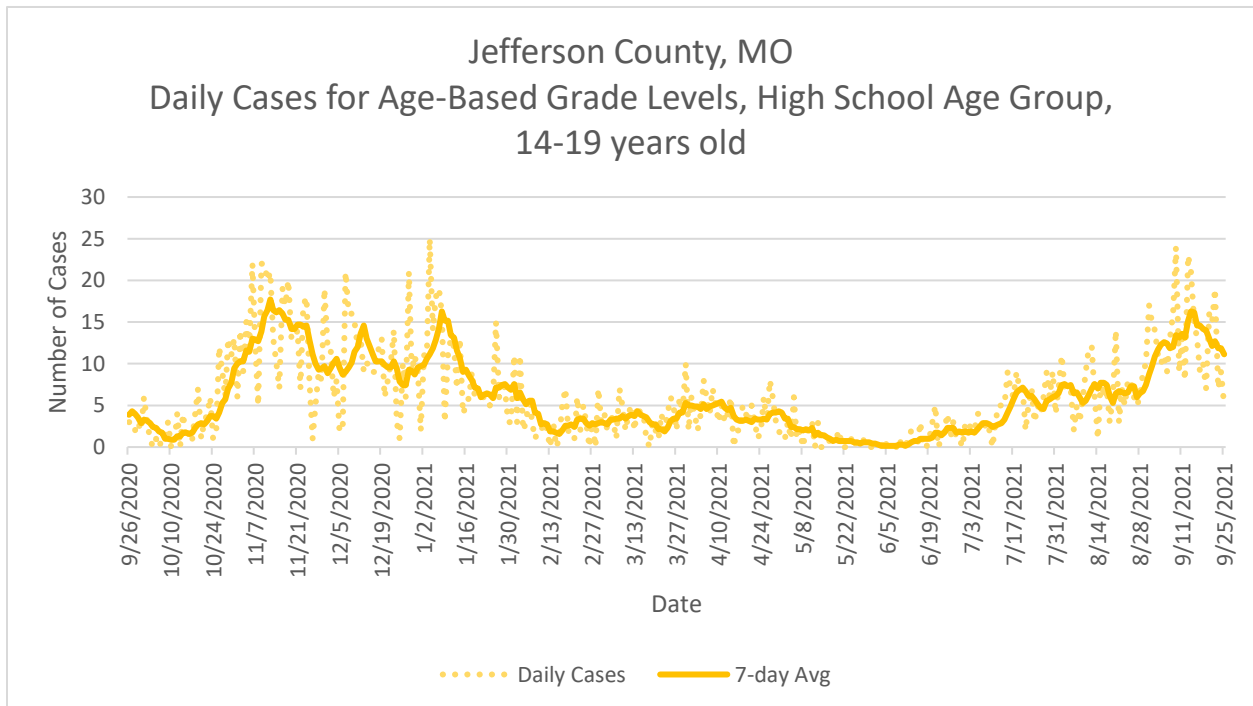


Figure 8. Overlay of 7-Day Rolling Average of Daily Covid-19 Cases for all Age-Based Grade Levels, Jefferson County, Missouri

