



Champion positive health outcomes and behaviors through innovative programs and community engagement

**Jefferson County, Missouri**  
**Weekly Total Covid-19 Surveillance Report**  
**Includes Community Based Cases and Long-Term Care Facility Cases**

**Week 36: September 5- September 11**

*All data are preliminary and may change as more reports are received.*

---

**SUMMARY:**

- During Week 36 a total of 729 confirmed and probable Covid-19 cases were reported in Jefferson County. A cumulative total of 29004 confirmed and probable Covid-19 cases have been reported in Jefferson County as of Week 36.
- During Week 36 a total of five Covid-19 associated deaths were reported in Jefferson County. A cumulative total of 283 Covid-19 associated deaths have been reported in Jefferson County as of Week 36.
- Six outbreaks of Covid-19 were reported in long-term care facilities (LTCF) in Jefferson County during Week 36.<sup>1</sup>

---

<sup>1</sup> Outbreaks are defined as a LTCF with one or more confirmed cases of Covid-19 in residents or staff.

## EPIDEMIOLOGIC DATA

Table 1. Number of Confirmed and Probable Covid-19 Cases by Week, Jefferson County, Missouri

CDC Week	CDC Week Start Date	Covid-19 Cases	Cumulative Covid-19 Case Total
49	11/29/2020	1241	12754
50	12/6/2020	1089	13843
51	12/13/2020	942	14785
52	12/20/2020	713	15498
53	12/27/2020	1063	16561
1	1/3/2021	1224	17785
2	1/10/2021	887	18672
3	1/17/2021	630	19302
4	1/24/2021	522	19824
5	1/31/2021	374	20198
6	2/7/2021	254	20452
7	2/14/2021	211	20663
8	2/21/2021	190	20853
9	2/28/2021	171	21024
10	3/7/2021	174	21198
11	3/14/2021	208	21406
12	3/21/2021	282	21688
13	3/28/2021	315	22003
14	4/4/2021	327	22330
15	4/11/2021	267	22597
16	4/18/2021	203	22800
17	4/25/2021	183	22983
18	5/2/2021	138	23121
19	5/9/2021	114	23235
20	5/16/2021	75	23310
21	5/23/2021	59	23369
22	5/30/2021	57	23426
23	6/6/2021	55	23481
24	6/13/2021	73	23554
25	6/20/2021	88	23642
26	6/27/2021	145	23787
27	7/4/2021	181	23968
28	7/11/2021	296	24264
29	7/18/2021	400	24664
30	7/25/2021	558	25222
31	8/1/2021	591	25813
32	8/8/2021	615	26428
33	8/15/2021	558	26986
34	8/22/2021	598	27584
35	8/29/2021	691	28275
36	9/5/2021	729	29004

Figure 1. Number of Confirmed and Probable Covid-19 Cases by Week, Jefferson County, Missouri

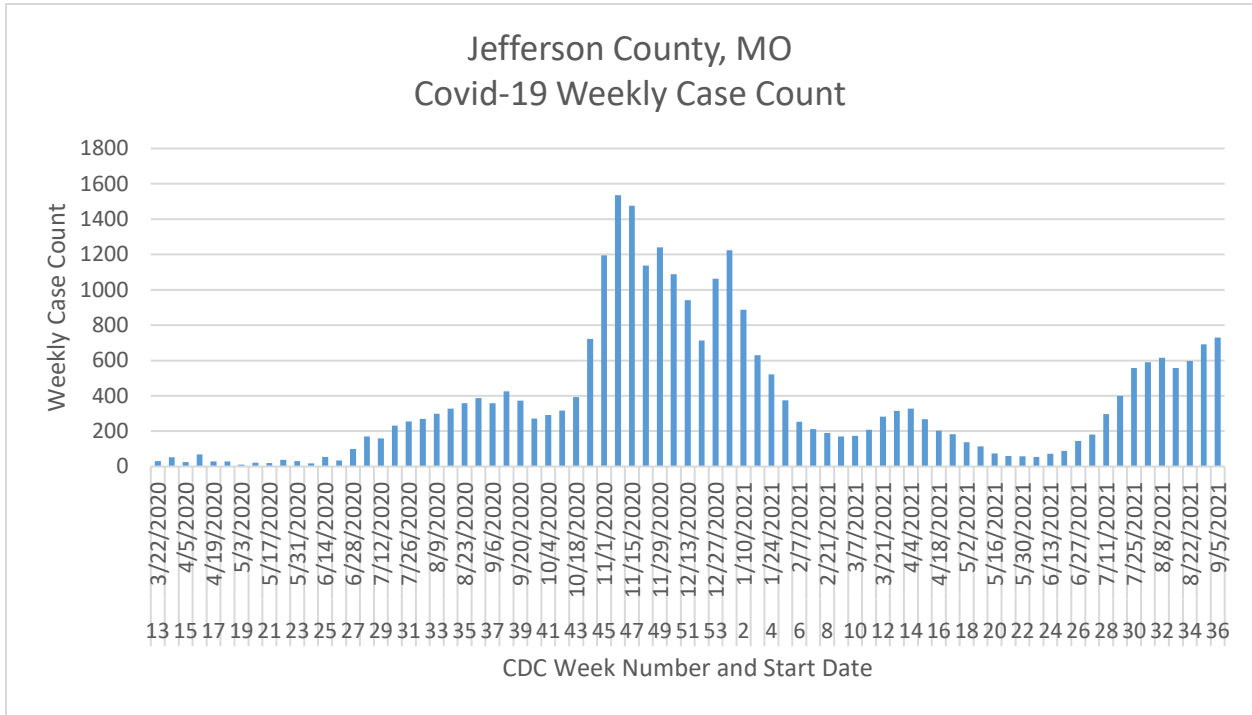


Figure 2. Cumulative Confirmed and Probable Covid-19 Cases by Week, Jefferson County, Missouri

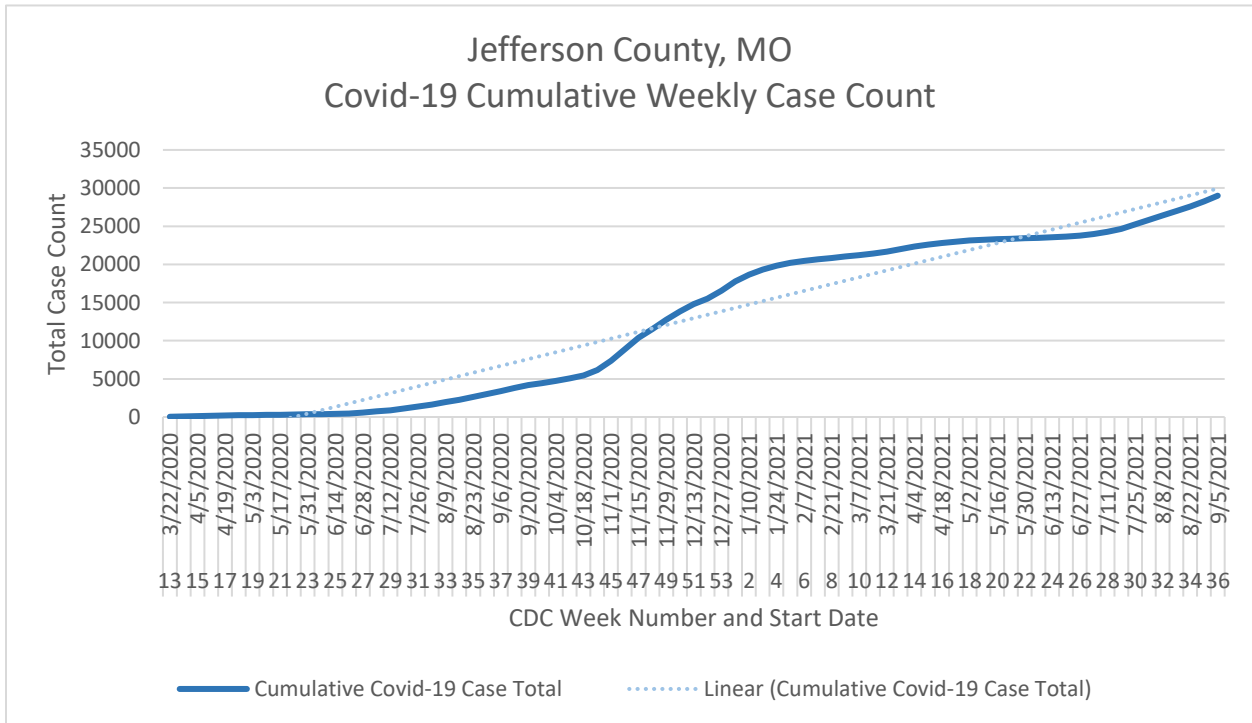


Figure 3. Covid-19 Daily Case Count and 7-Day Average, Jefferson County, Missouri

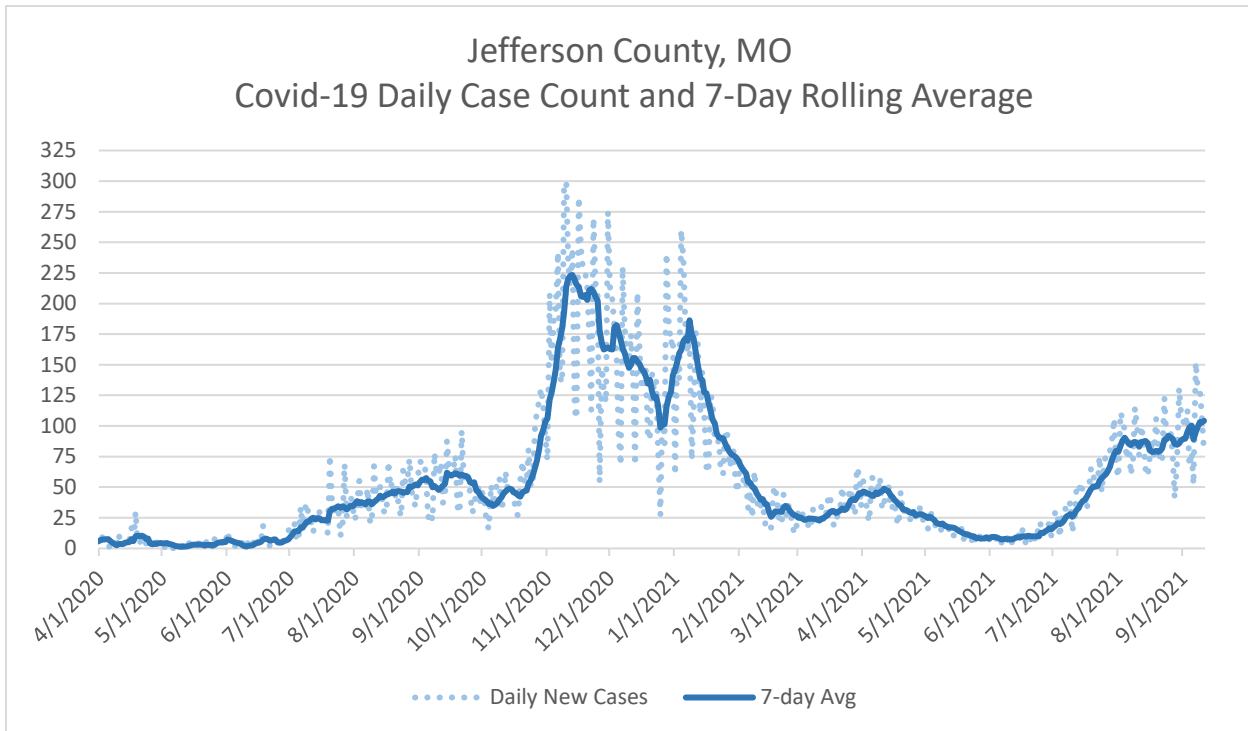


Figure 4. Confirmed and Probable Covid-19 Cases and Age-Adjusted Case Rates, Jefferson County, Missouri

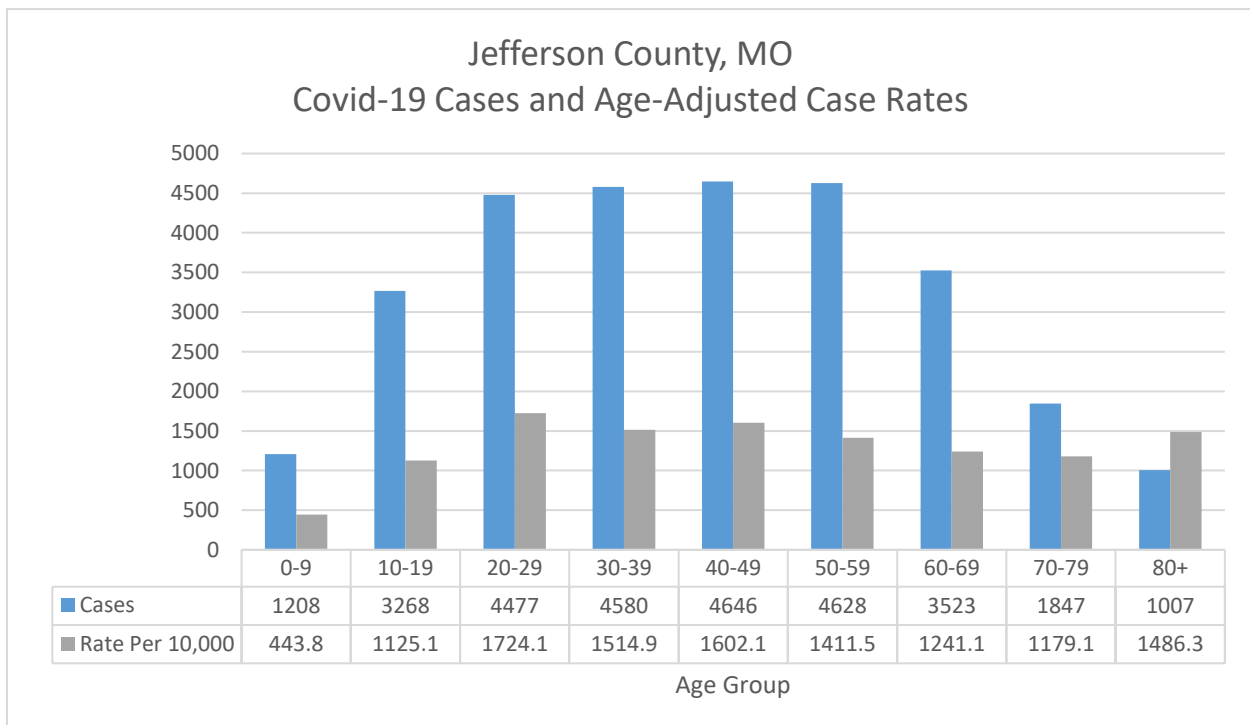


Figure 5. Covid-19 Fatalities and Fatality Rates by Age Group, Jefferson County, Missouri

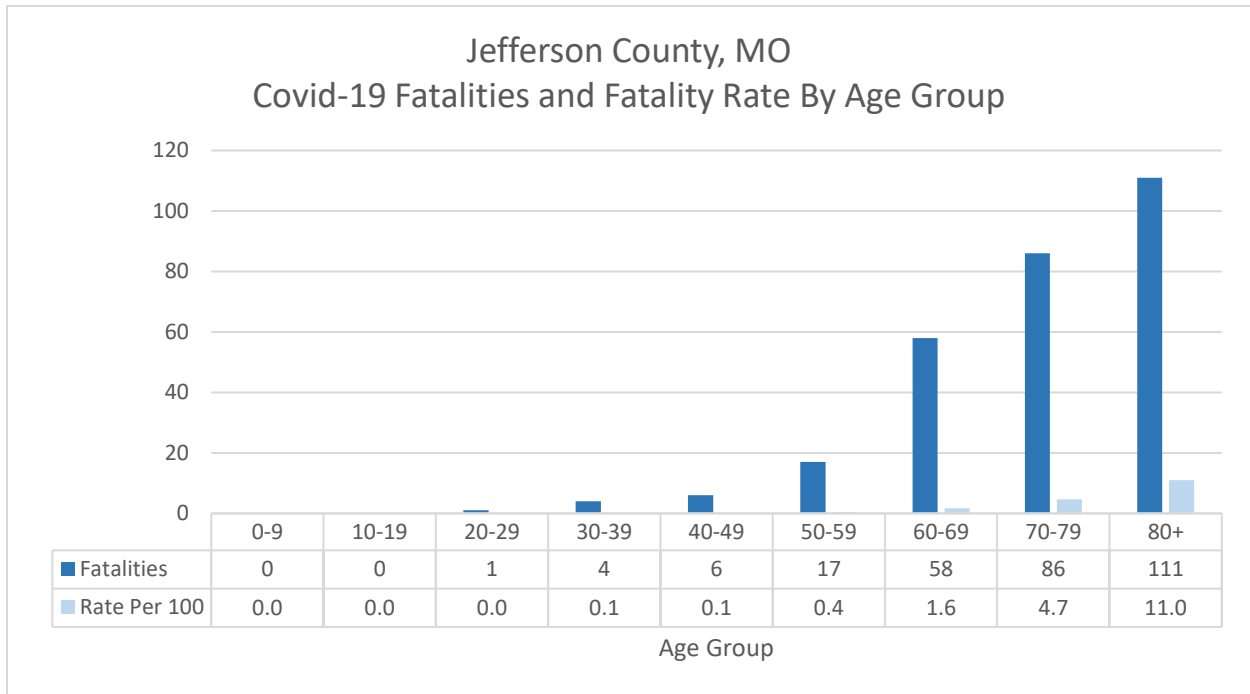


Table 2. Approximate Covid-19 Cumulative Fatality Rates

Jefferson County	0.97%
Missouri	1.40%
US	1.61%

Figure 6. Covid-19 Cases by Sex, Jefferson County, Missouri

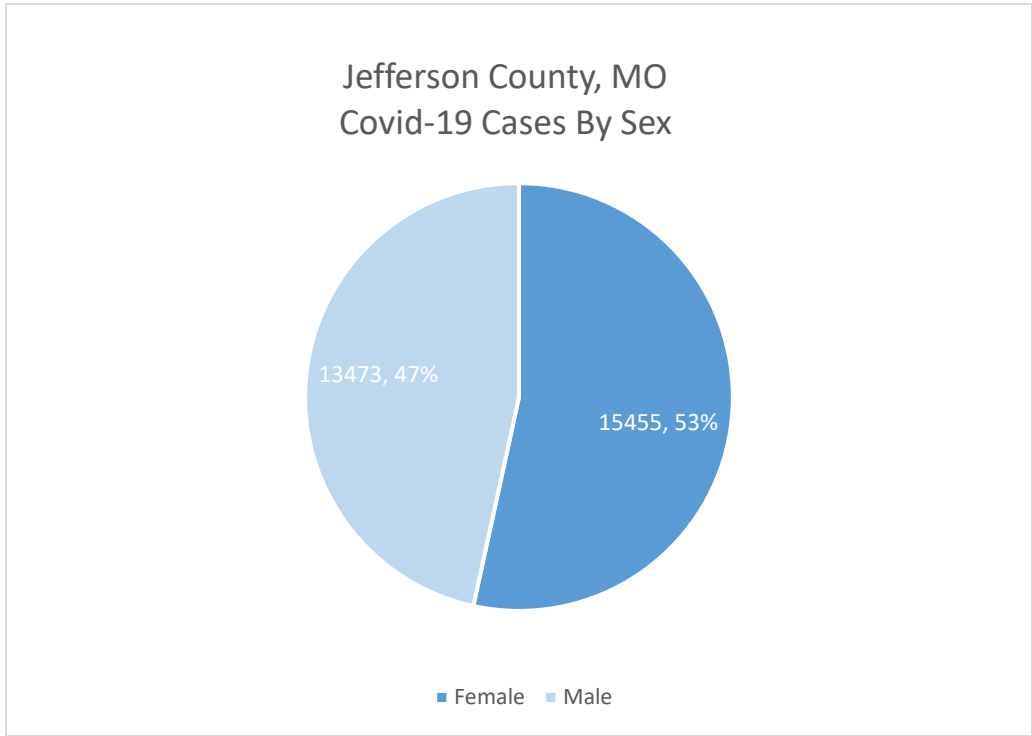


Figure 7. Covid-19 PCR Test Results by Week, Jefferson County, Missouri

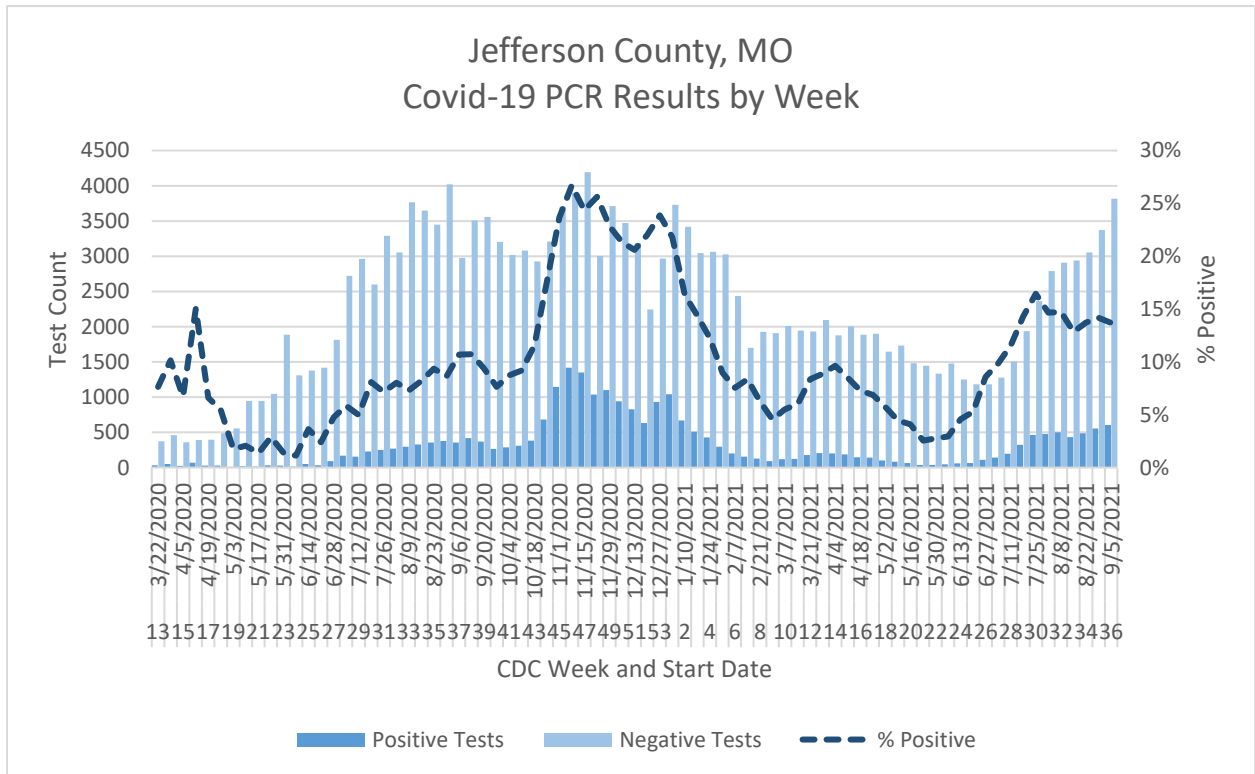


Table 3. Covid-19 PCR Test Results and Percent Positive  
by Week, Jefferson County, Missouri

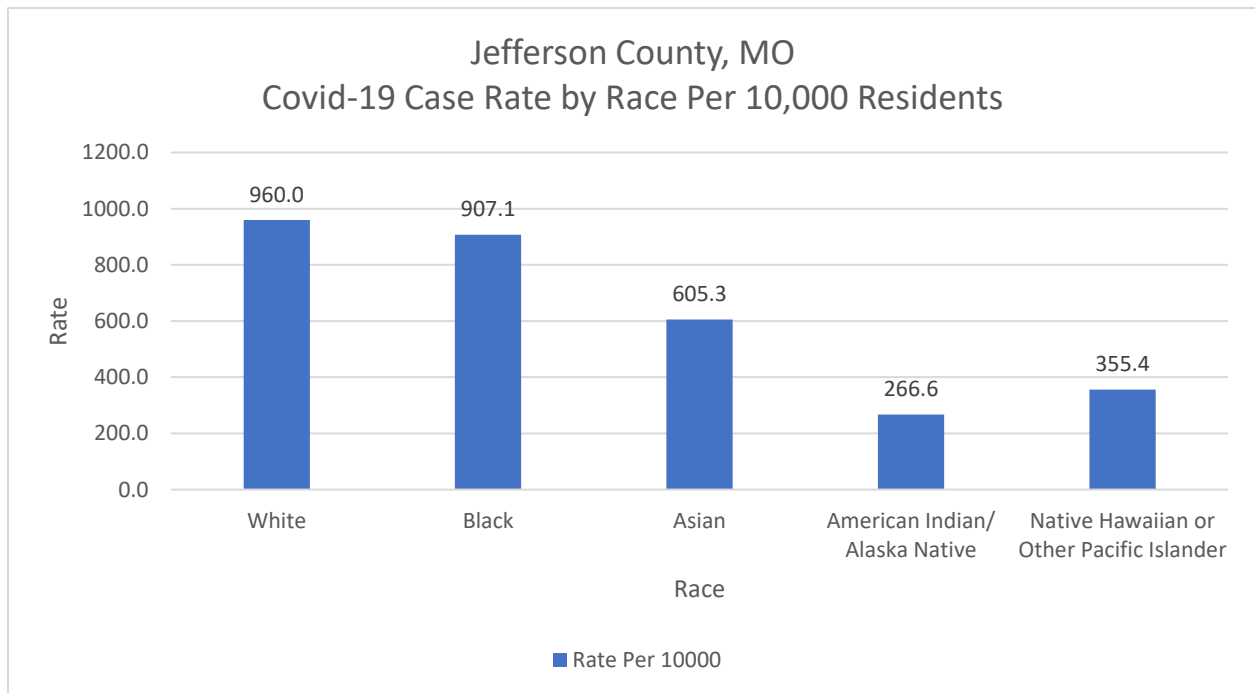
CDC Week	CDC Week Start Date	Positive Tests	Negative Tests	Total Tests	% Positive
47	11/15/2020	1349	4194	5543	24.3%
48	11/22/2020	1036	3005	4041	25.6%
49	11/29/2020	1098	3712	4810	22.8%
50	12/6/2020	940	3469	4409	21.3%
51	12/13/2020	826	3184	4010	20.6%
52	12/20/2020	633	2245	2878	22.0%
53	12/27/2020	930	2966	3896	23.9%
1	1/3/2021	1040	3732	4772	21.8%
2	1/10/2021	668	3416	4084	16.4%
3	1/17/2021	512	3044	3556	14.4%
4	1/24/2021	428	3063	3491	12.3%
5	1/31/2021	298	3028	3326	9.0%
6	2/7/2021	199	2434	2633	7.6%
7	2/14/2021	155	1701	1856	8.4%
8	2/21/2021	129	1926	2055	6.3%
9	2/28/2021	91	1910	2001	4.5%
10	3/7/2021	117	2007	2124	5.5%
11	3/14/2021	124	1946	2070	6.0%
12	3/21/2021	176	1932	2108	8.3%
13	3/28/2021	204	2097	2301	8.9%
14	4/4/2021	200	1878	2078	9.6%
15	4/11/2021	187	2006	2193	8.5%
16	4/18/2021	148	1885	2033	7.3%
17	4/25/2021	140	1899	2039	6.9%
18	5/2/2021	100	1647	1747	5.7%
19	5/9/2021	81	1732	1813	4.5%
20	5/16/2021	63	1481	1544	4.1%
21	5/23/2021	38	1444	1482	2.6%
22	5/30/2021	38	1333	1371	2.8%
23	6/6/2021	45	1477	1522	3.0%
24	6/13/2021	60	1251	1311	4.6%
25	6/20/2021	66	1182	1248	5.3%
26	6/27/2021	111	1184	1295	8.6%
27	7/4/2021	140	1277	1417	9.9%
28	7/11/2021	197	1506	1703	11.6%
29	7/18/2021	324	1935	2259	14.3%
30	7/25/2021	465	2361	2826	16.5%
31	8/1/2021	479	2788	3267	14.7%
32	8/8/2021	502	2910	3412	14.7%
33	8/15/2021	433	2941	3374	12.8%
34	8/22/2021	486	3054	3540	13.7%
35	8/29/2021	557	3371	3928	14.2%
36	9/5/2021	606	3818	4424	13.7%

Table 4. Covid-19 Cases and Rate Per 10,000 by Race, Jefferson County, Missouri\*

Race	Cases	Rate Per 10000
White	20764	960.0
Black	245	907.1
Asian	109	605.3
American Indian/ Alaska Native	18	266.6
Native Hawaiian or Other Pacific Islander	8	355.4
Unknown	3678	N/A

\*Rates calculated using data from the United States Census Bureau for Jefferson County, Missouri (2019)

Figure 8. Covid-19 Case Rate by Race Per 10,000 Residents, Jefferson County, Missouri\*



\*Case Rates calculated excluding unknown and missing race data.



Figure 9. Covid-19 Active Cases by Zip Code, Jefferson County, Missouri

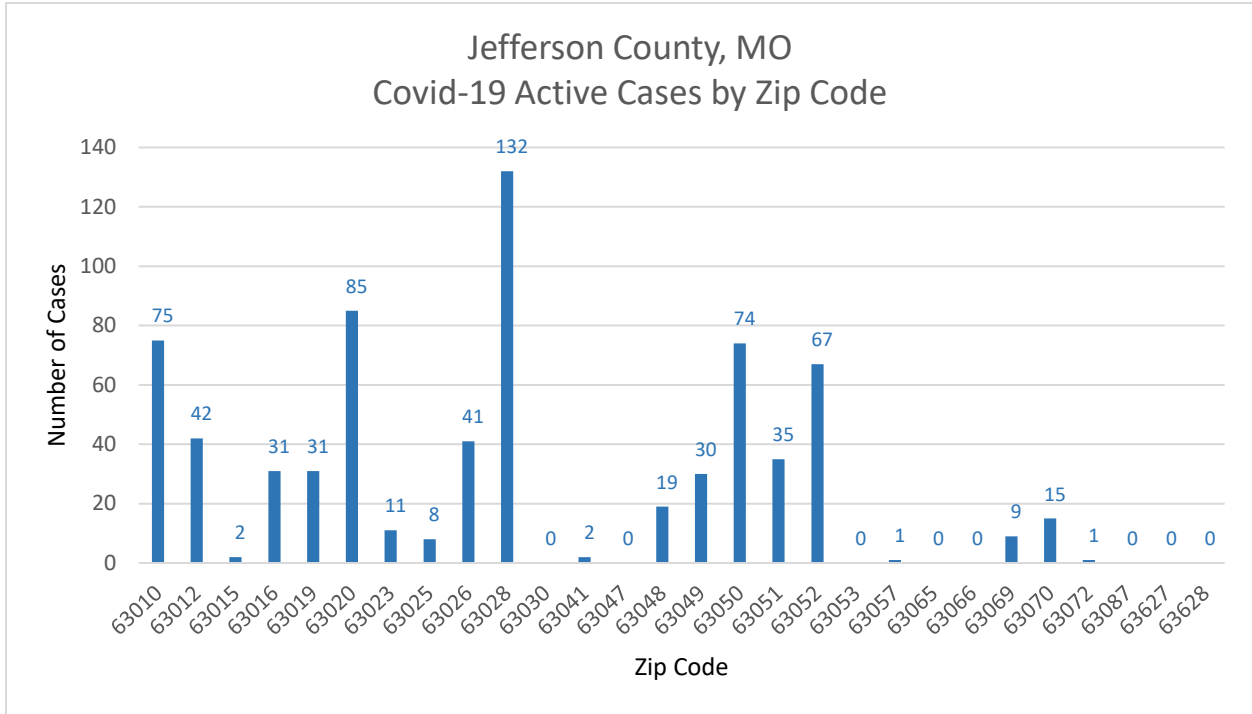
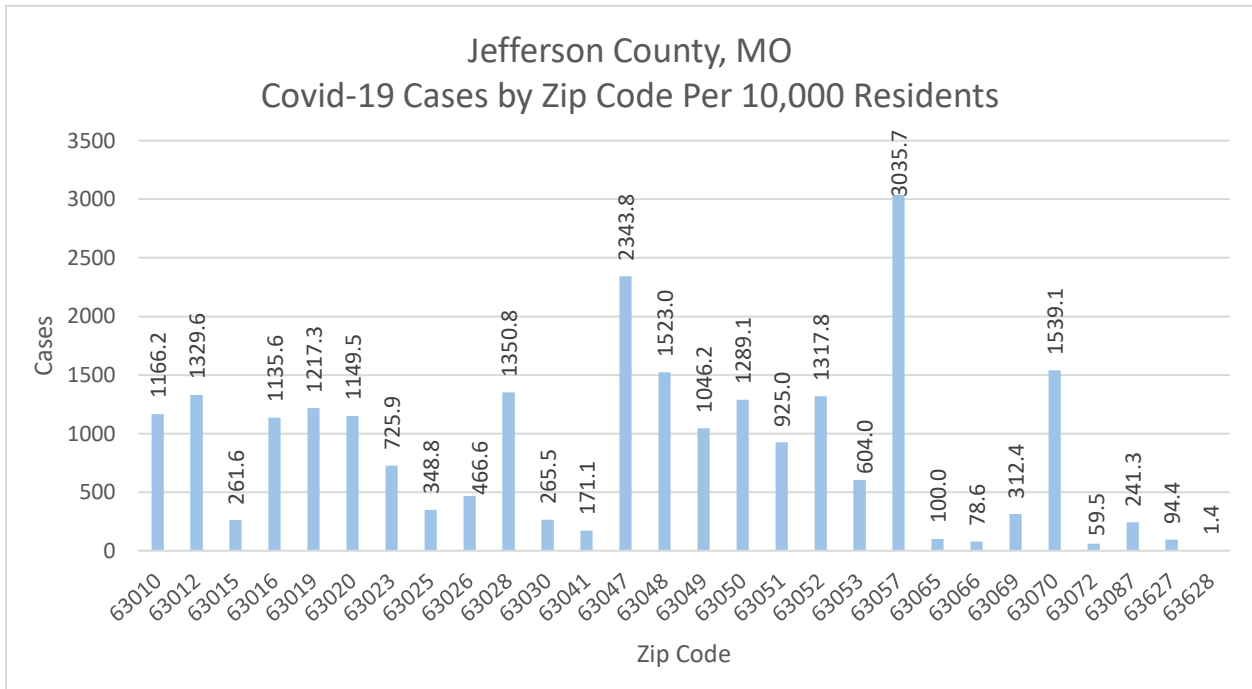


Figure 10. Covid-19 Active Cases by Zip Code Per 10,000 Residents, Jefferson County, Missouri





Champion positive health outcomes and behaviors through innovative programs and community engagement

**Jefferson County, Missouri**  
**Covid-19 Surveillance Report**  
**School Aged Population**

**Week 36: September 5- September 11**

*All data are preliminary and may change as more reports are received.*

---

**SUMMARY:**

- During Week 36 a total of 237 confirmed and probable Covid-19 cases were reported in Jefferson County for the 0-19 year age group. A cumulative total of 4415 confirmed and probable Covid-19 cases have been reported in 0-19 year age group in Jefferson County, Missouri.
-

Table 1. Number of Confirmed and Probable Covid-19 Cases by Week,  
0-19 Year Age Group,  
Jefferson County, Missouri

CDC Week	CDC Week Start Date	Covid-19 Cases	Cumulative Covid-19 Case Total
51	12/13/2020	126	1833
52	12/20/2020	86	1919
53	12/27/2020	138	2057
1	1/3/2021	194	2251
2	1/10/2021	127	2378
3	1/17/2021	73	2451
4	1/24/2021	85	2536
5	1/31/2021	92	2628
6	2/7/2021	28	2656
7	2/14/2021	33	2689
8	2/21/2021	30	2719
9	2/28/2021	33	2752
10	3/7/2021	35	2787
11	3/14/2021	31	2818
12	3/21/2021	46	2864
13	3/28/2021	61	2925
14	4/4/2021	58	2983
15	4/11/2021	48	3031
16	4/18/2021	43	3074
17	4/25/2021	48	3122
18	5/2/2021	34	3156
19	5/9/2021	22	3178
20	5/16/2021	12	3190
21	5/23/2021	6	3196
22	5/30/2021	4	3200
23	6/6/2021	7	3207
24	6/13/2021	13	3220
25	6/20/2021	26	3246
26	6/27/2021	25	3271
27	7/4/2021	34	3305
28	7/11/2021	64	3369
29	7/18/2021	76	3445
30	7/25/2021	105	3550
31	8/1/2021	101	3651
32	8/8/2021	104	3755
33	8/15/2021	110	3865
34	8/22/2021	107	3972
35	8/29/2021	206	4178
36	9/5/2021	237	4415

Figure 1. Number of Confirmed and Probable Covid-19 Cases by Week, 0-19 Year Age Group, Jefferson County, Missouri

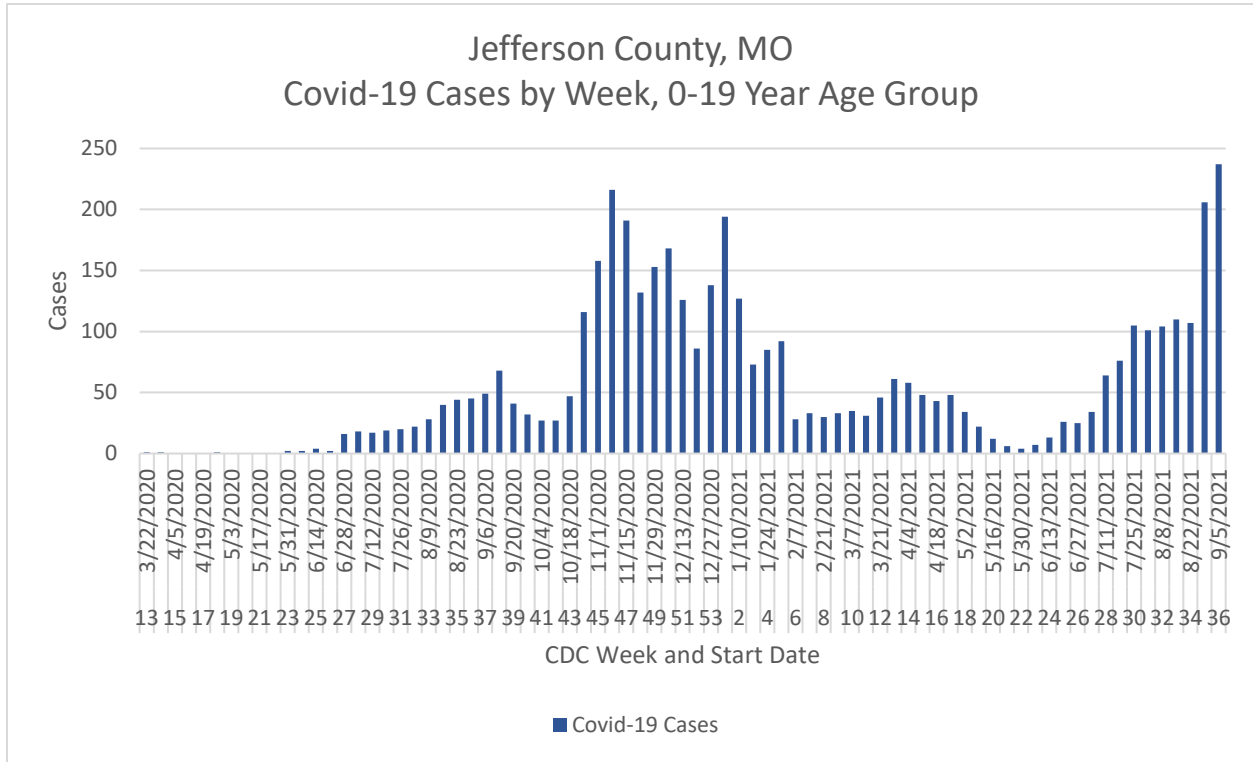


Table 2. Covid-19 Cases by Age Group, Jefferson County, Missouri

Age Group	Cases	Percent
0-9	1,208	4.14%
10-19	3,268	11.20%
20+	24,708	84.66%

Figure 2. Covid-19 Active Cases by Zip Code, 0-19 Year Age Group, Jefferson County, Missouri

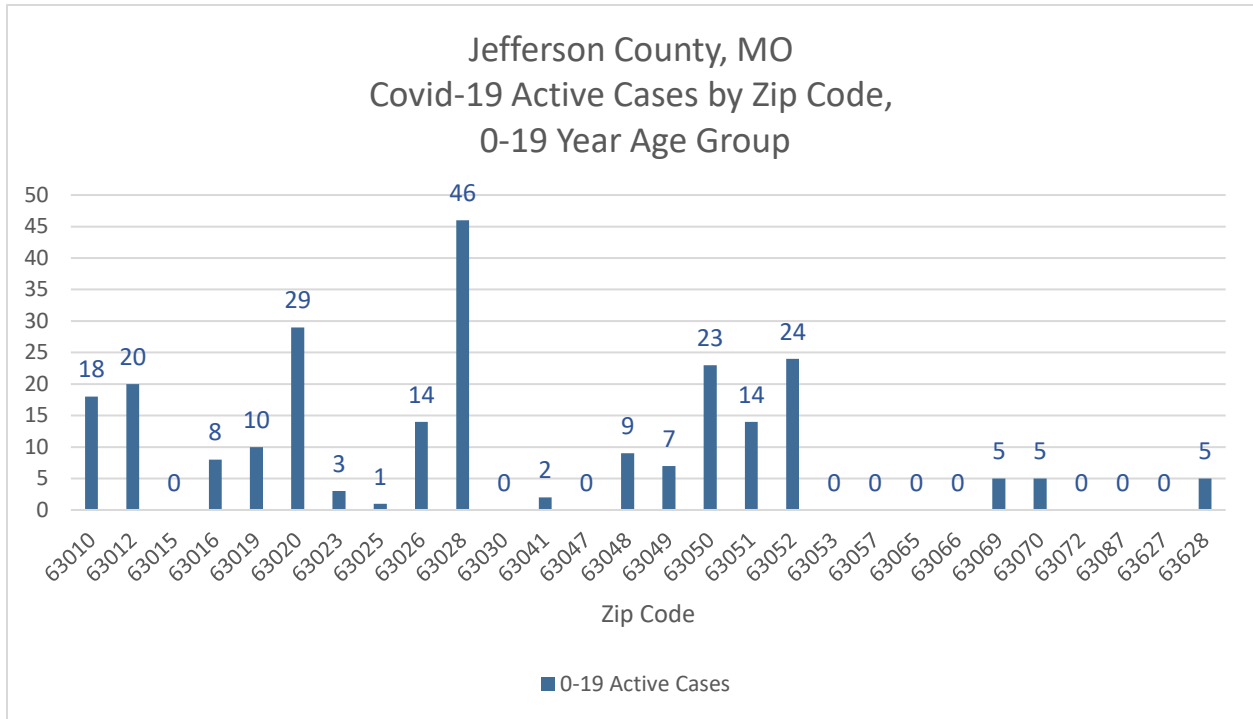


Figure 3. Covid-19 Active and Cumulative Cases by Age-Based Grade Levels, Jefferson County, Missouri

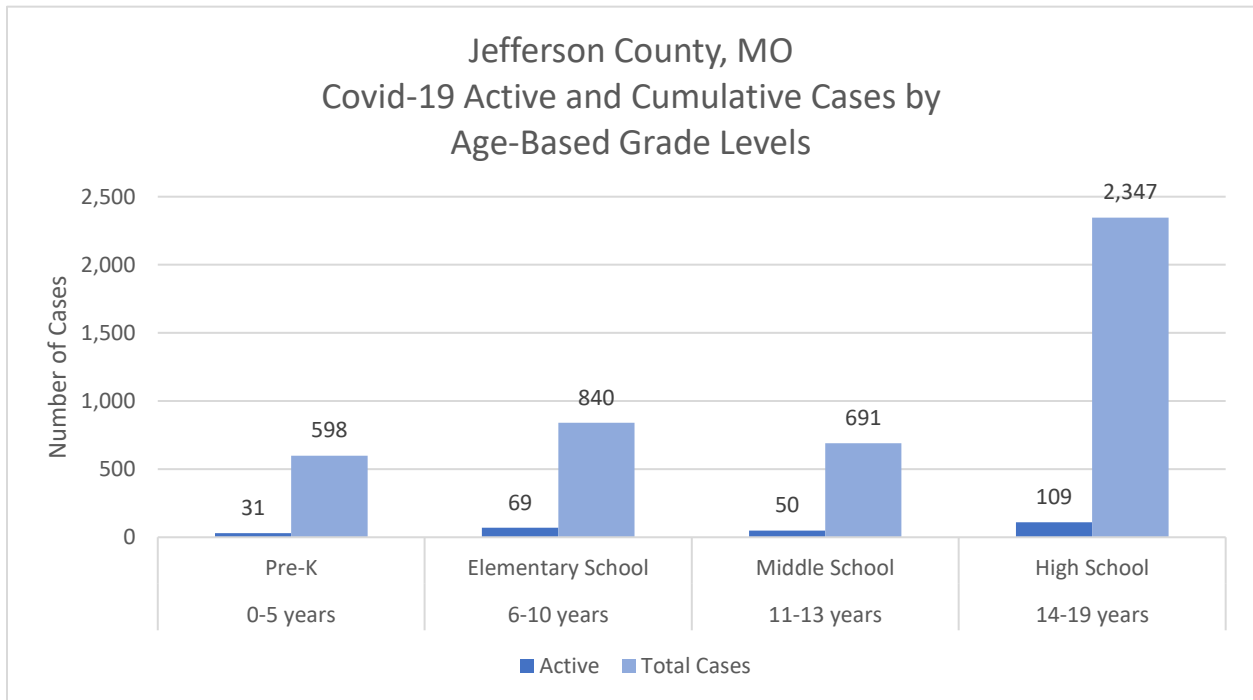


Figure 4. Daily Covid-19 Cases and 7-Day Rolling Average by Age-Based Grade Levels, Pre-K Age Group, Jefferson County, Missouri

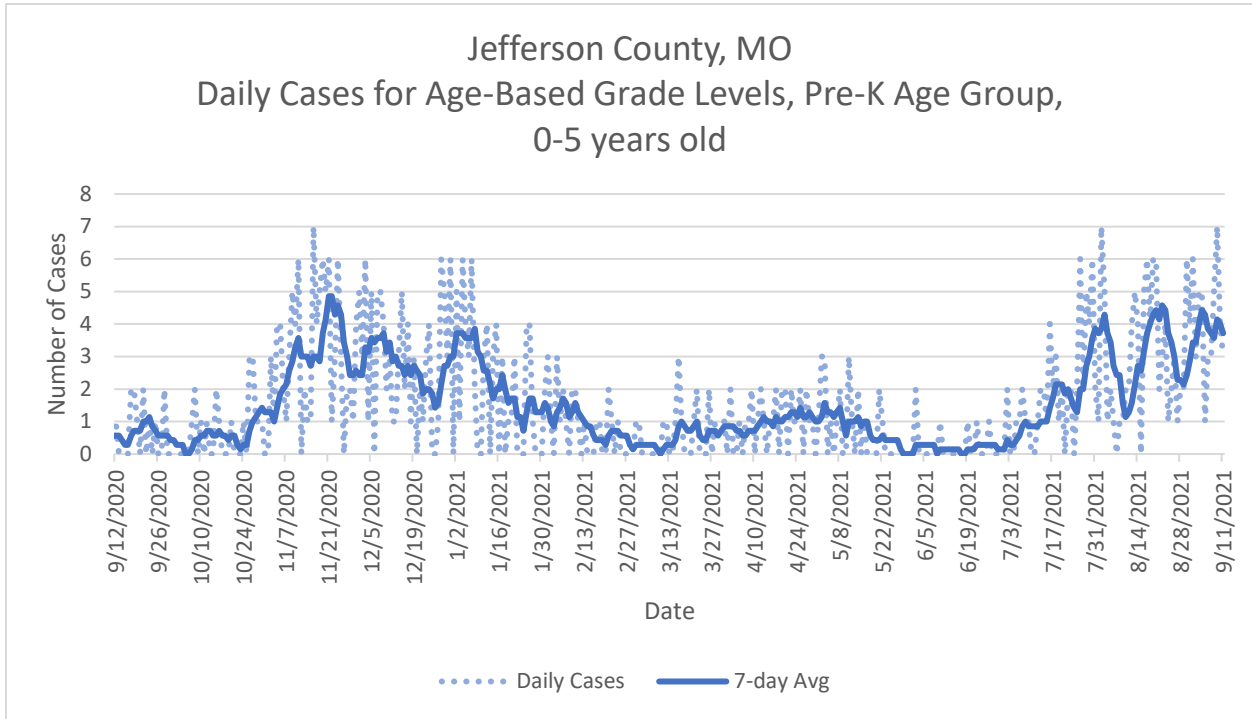


Figure 5. Daily Covid-19 Cases and 7-Day Rolling Average by Age-Based Grade Levels, Elementary School Age Group, Jefferson County, Missouri

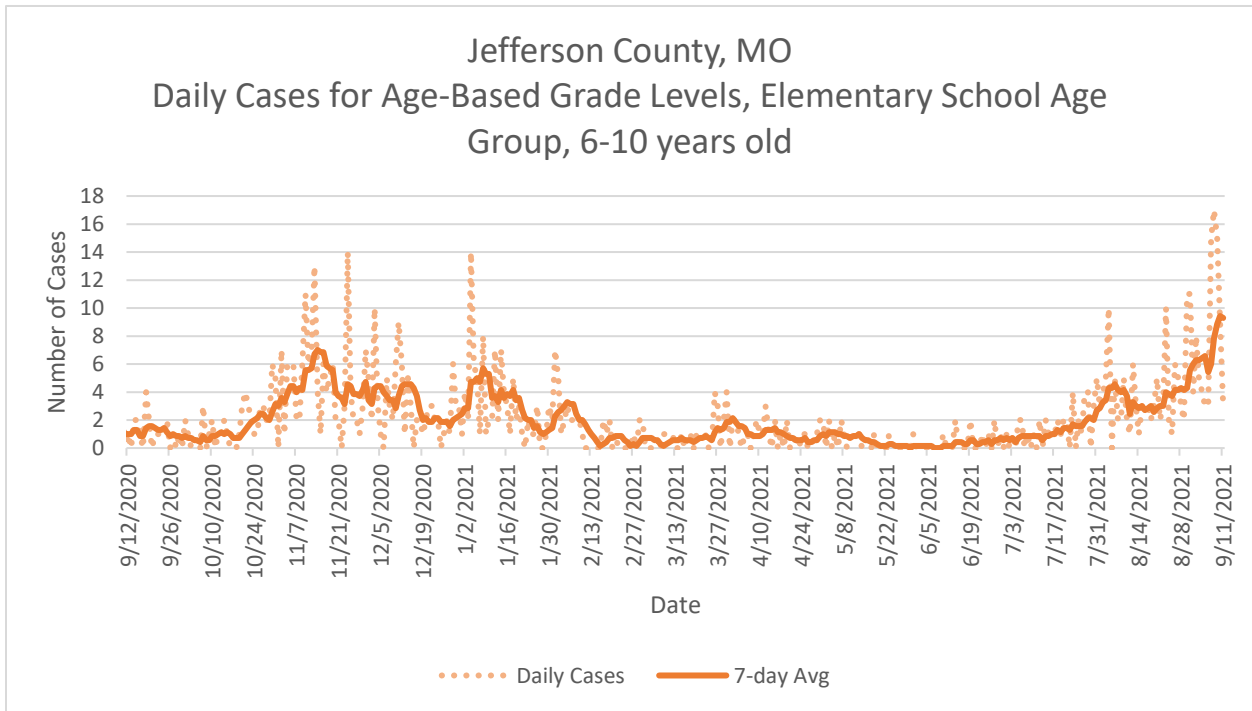


Figure 6. Daily Covid-19 Cases and 7-Day Rolling Average by Age-Based Grade Levels, Middle School Age Group, Jefferson County, Missouri

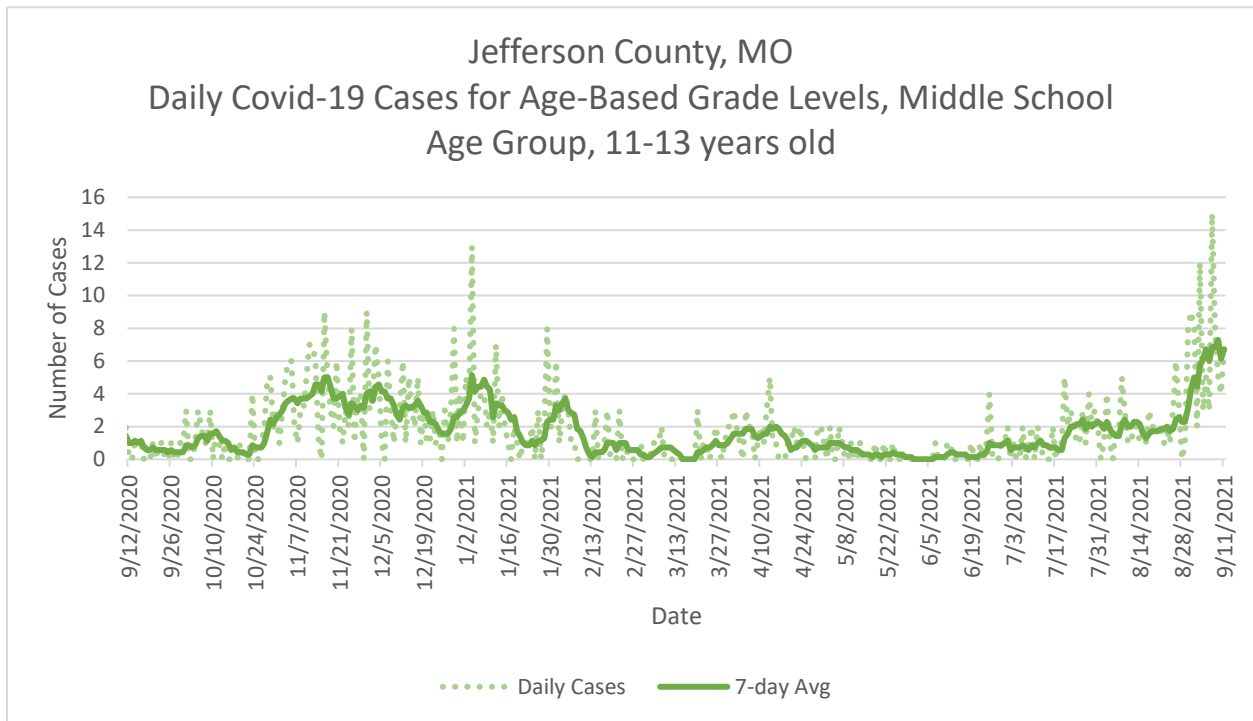


Figure 7. Daily Covid-19 Cases and 7-Day Rolling Average by Age-Based Grade Levels, High School Age Group, Jefferson County, Missouri

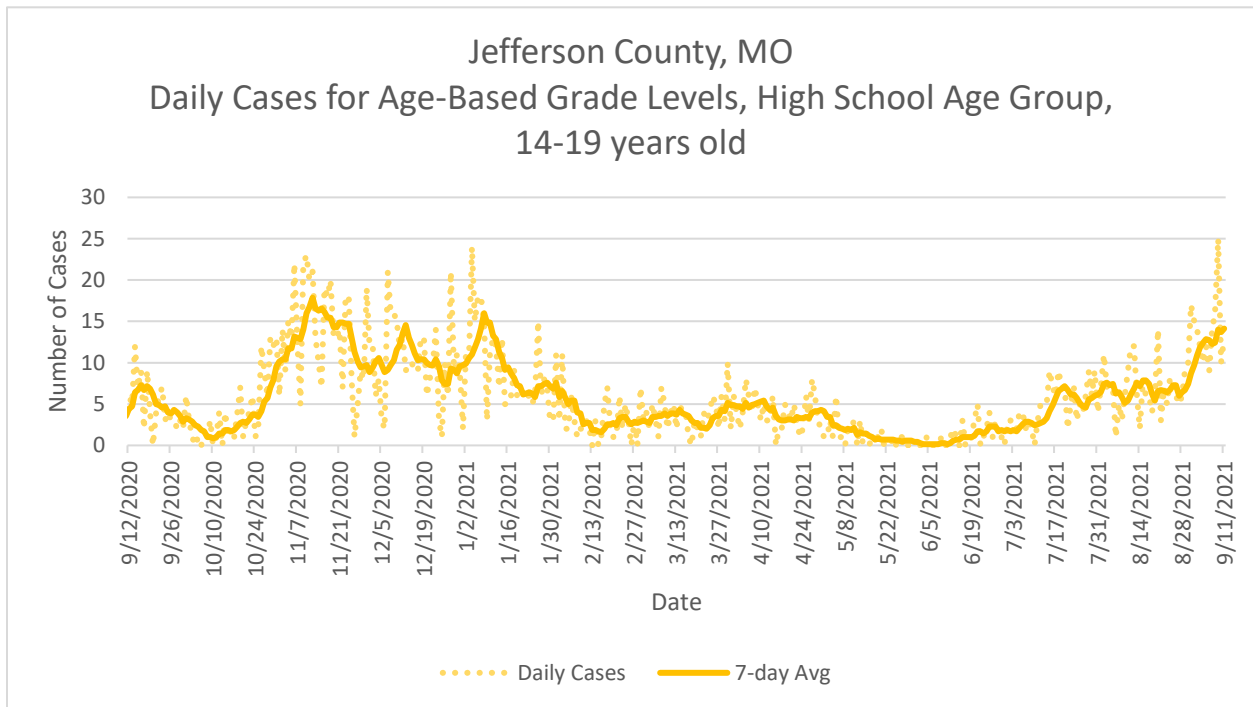


Figure 8. Overlay of 7-Day Rolling Average of Daily Covid-19 Cases for all Age-Based Grade Levels, Jefferson County, Missouri

