



Champion positive health outcomes and behaviors through innovative programs and community engagement

Jefferson County, Missouri
Covid-19 Surveillance Report
School Aged Population

Week 22: May 30- June 5

All data are preliminary and may change as more reports are received.

SUMMARY:

- During Week 22 a total of 4 confirmed and probable Covid-19 cases were reported in Jefferson County for the 0-19 year age group. A cumulative total of 3335 confirmed and probable Covid-19 cases have been reported in 0-19 year age group in Jefferson County, Missouri.
-

Table 1. Number of Confirmed and Probable Covid-19 Cases by Week,
0-19 Year Age Group,
Jefferson County, Missouri

CDC Week	CDC Week Start Date	Covid-19 Cases	Cumulative Covid-19 Case Total
37	9/6/2020	50	365
38	9/13/2020	70	435
39	9/20/2020	45	480
40	9/27/2020	34	514
41	10/4/2020	29	543
42	10/11/2020	29	572
43	10/18/2020	51	623
44	10/25/2020	115	738
45	11/1/2020	166	904
46	11/8/2020	230	1134
47	11/15/2020	203	1337
48	11/22/2020	134	1471
49	11/29/2020	166	1637
50	12/6/2020	179	1816
51	12/13/2020	130	1946
52	12/20/2020	87	2033
53	12/27/2020	143	2176
1	1/3/2021	206	2382
2	1/10/2021	135	2517
3	1/17/2021	72	2589
4	1/24/2021	87	2676
5	1/31/2021	91	2767
6	2/7/2021	29	2796
7	2/14/2021	33	2829
8	2/21/2021	29	2858
9	2/28/2021	32	2890
10	3/7/2021	35	2925
11	3/14/2021	32	2957
12	3/21/2021	46	3003
13	3/28/2021	62	3065
14	4/4/2021	55	3120
15	4/11/2021	47	3167
16	4/18/2021	42	3209
17	4/25/2021	50	3259
18	5/2/2021	35	3294
19	5/9/2021	20	3314
20	5/16/2021	12	3326
21	5/23/2021	5	3331
22	5/30/2021	4	3335

Figure 1. Number of Confirmed and Probable Covid-19 Cases by Week, 0-19 Year Age Group, Jefferson County, Missouri

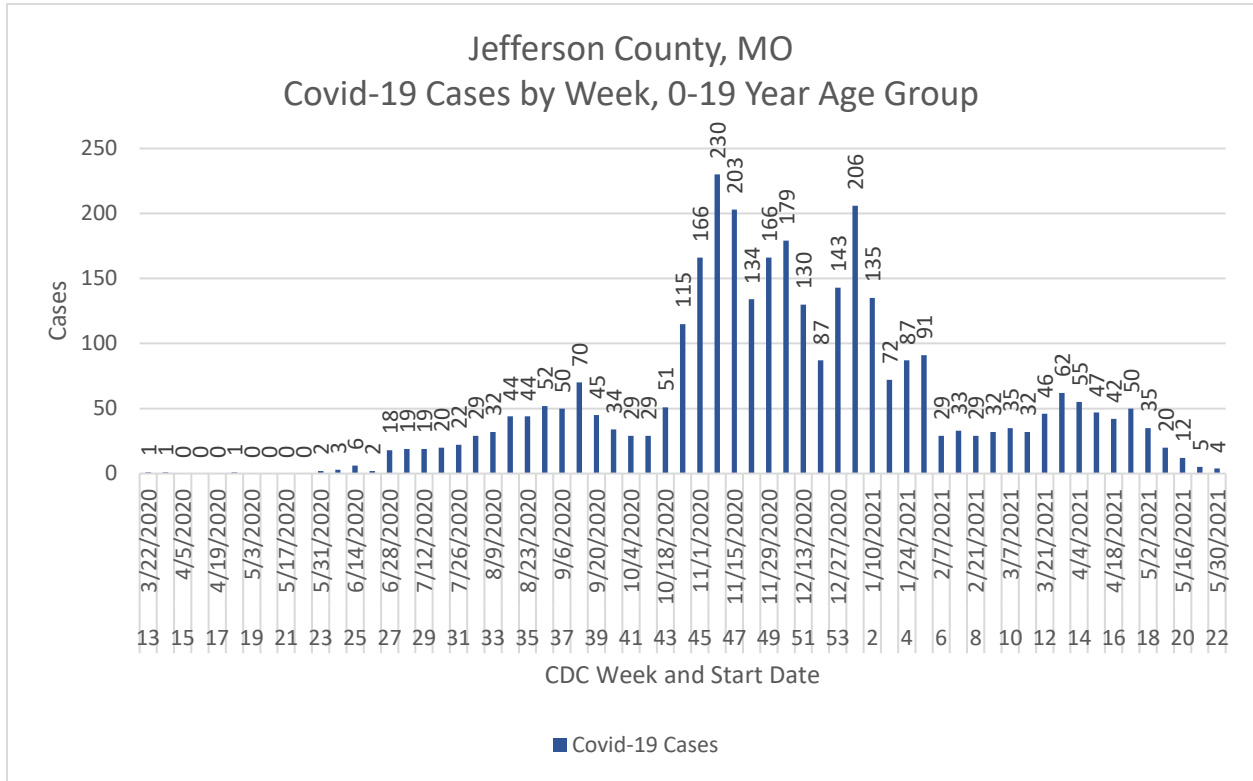


Table 2. Covid-19 Cases by Age Group, Jefferson County, Missouri

Age Group	Cases	Percent
0-9	859	3.61%
10-19	2,527	10.61%
20+	20,421	85.78%

Figure 2. Covid-19 Cases by Zip Code, 0-19 Year Age Group, Jefferson County, Missouri

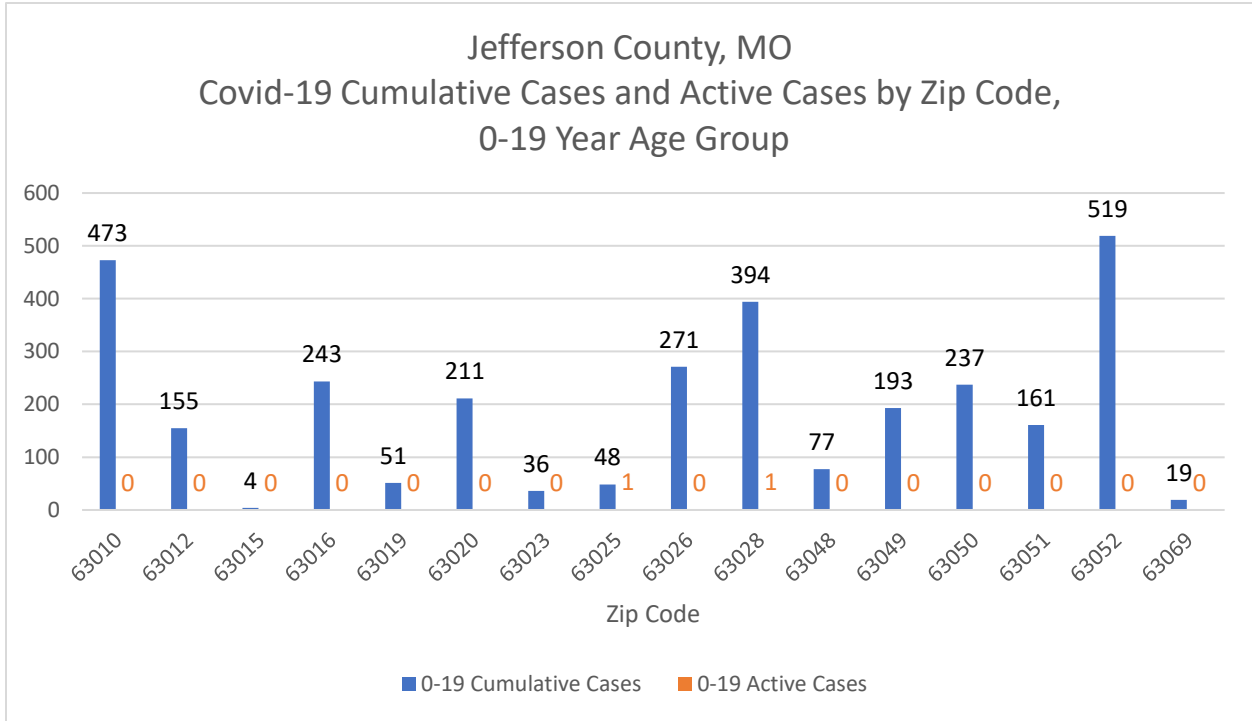


Figure 3. Covid-19 Cases by Age-Based Grade Levels, Jefferson County, Missouri

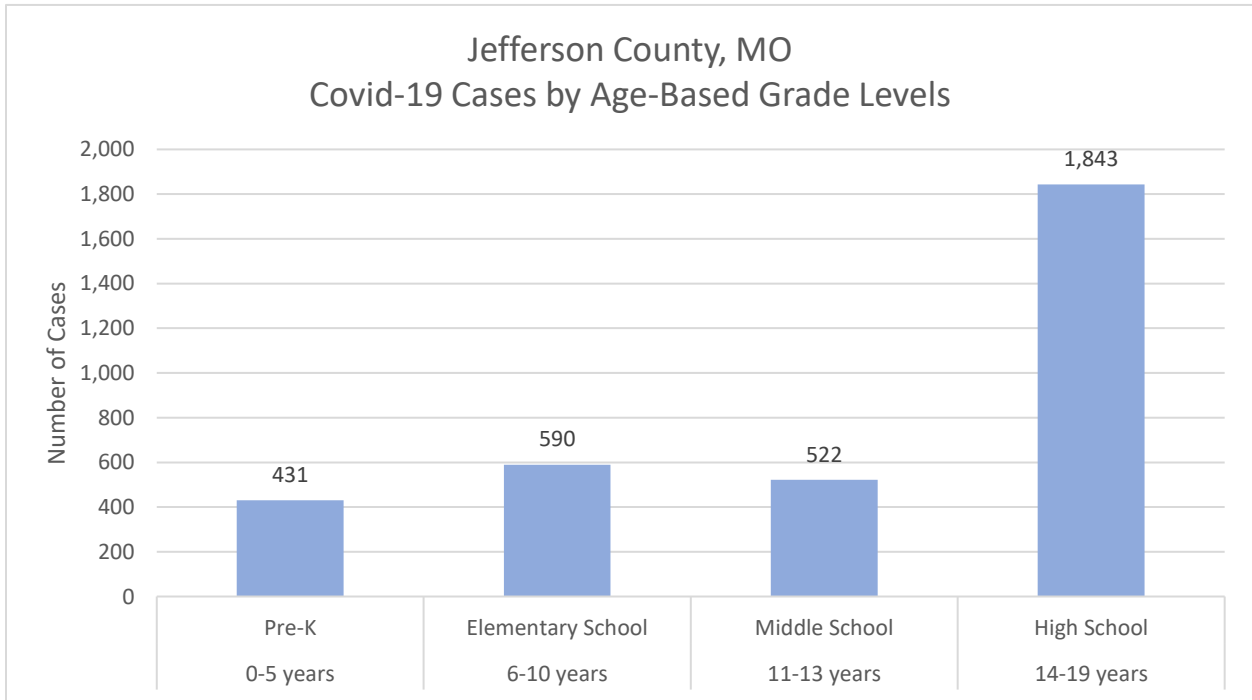


Figure 4. Daily Covid-19 Cases and 7-Day Rolling Average by Age-Based Grade Levels, Pre-K Age Group, Jefferson County, Missouri

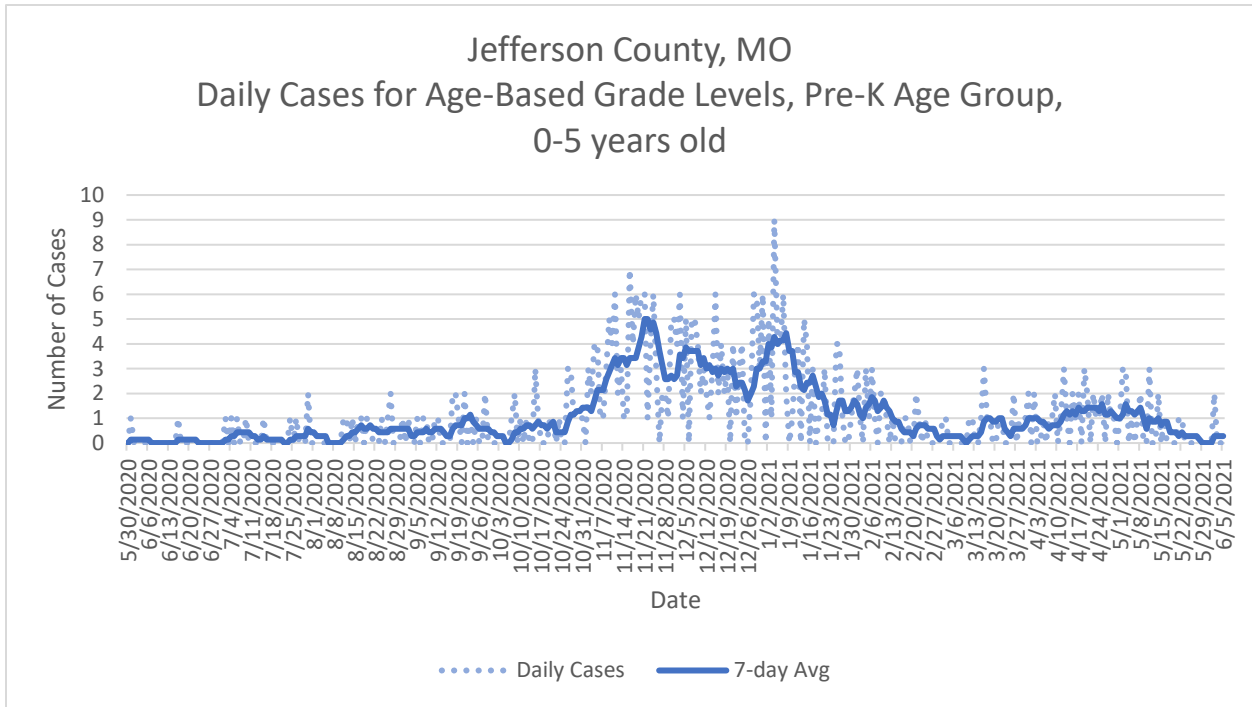


Figure 5. Daily Covid-19 Cases and 7-Day Rolling Average by Age-Based Grade Levels, Elementary School Age Group, Jefferson County, Missouri

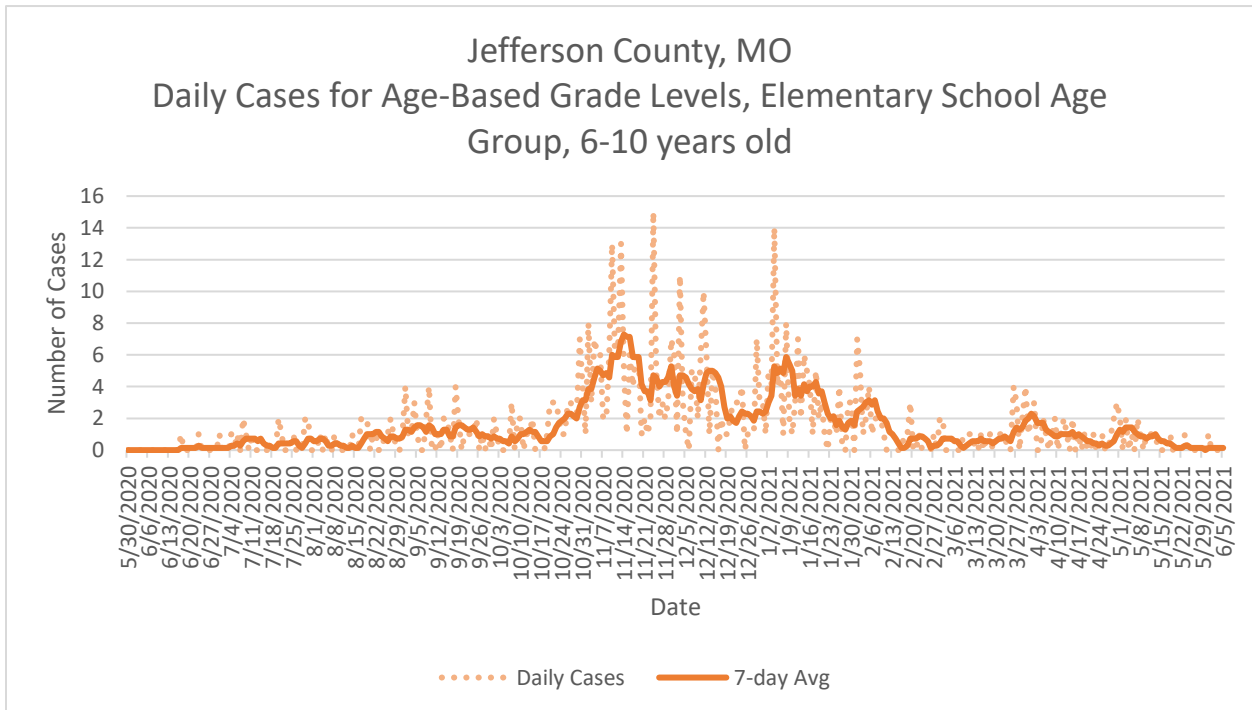


Figure 6. Daily Covid-19 Cases and 7-Day Rolling Average by Age-Based Grade Levels, Middle School Age Group, Jefferson County, Missouri

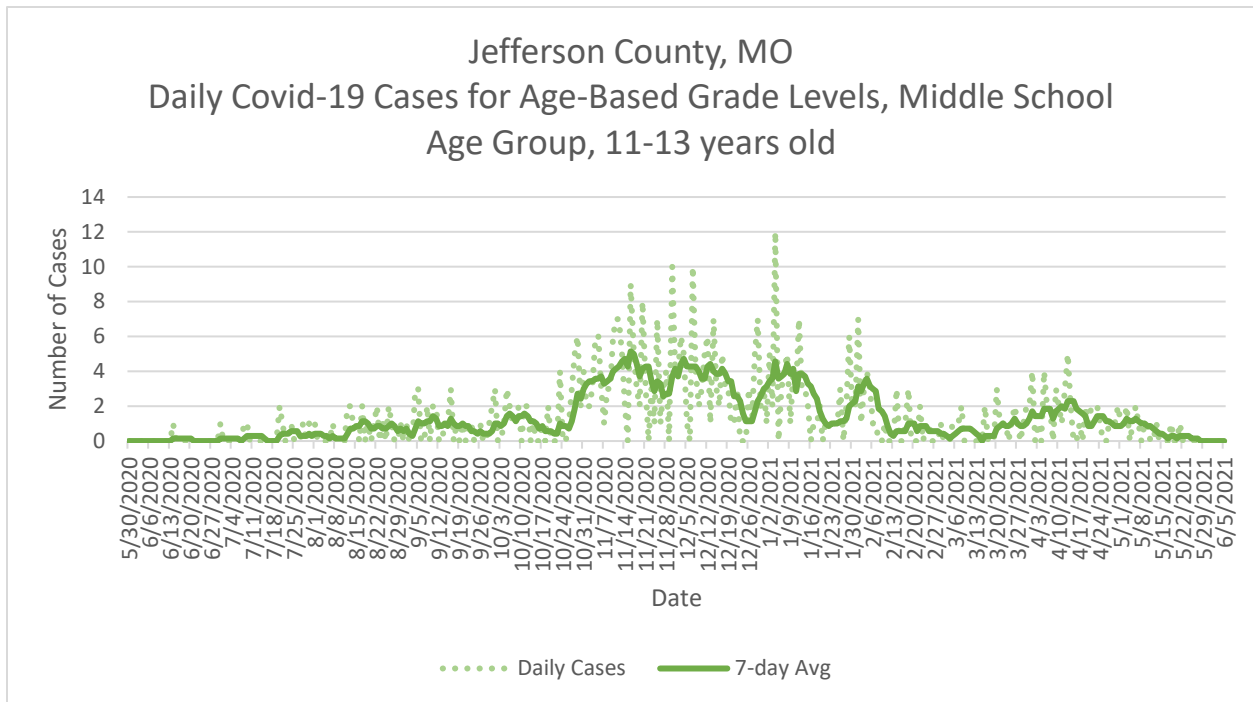


Figure 7. Daily Covid-19 Cases and 7-Day Rolling Average by Age-Based Grade Levels, High School Age Group, Jefferson County, Missouri

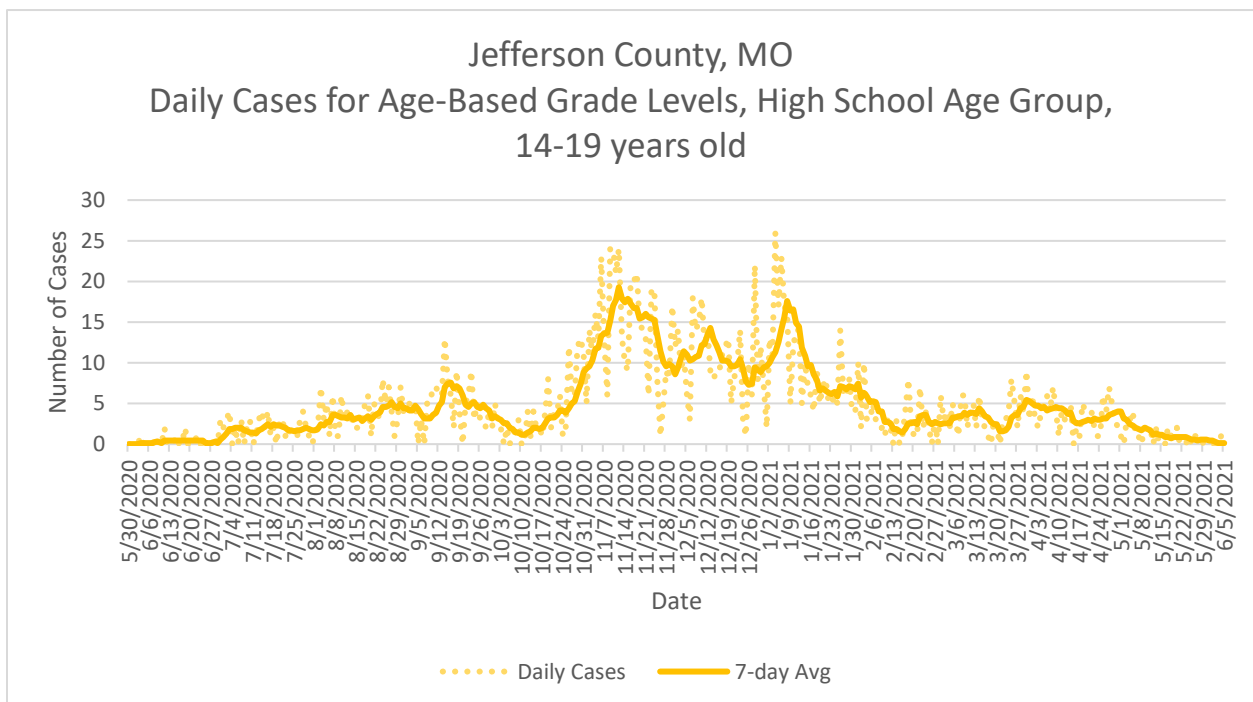


Figure 8. Overlay of 7-Day Rolling Average of Daily Covid-19 Cases for all Age-Based Grade Levels, Jefferson County, Missouri

