



Jefferson County Health Department will champion positive health outcomes and behaviors through innovative programs and community engagement.

MARCH CLINICAL BOARD REPORT

Month Reporting: MARCH 2023

Date: 04/24/23

Reported By: M. Melissa Parmeley, Clinical Services Manager

DEPARTMENT AND PROGRAM NARRATIVE:

| PROGRAM/SECTION | FOUNDATIONAL PUBLIC HEALTH SERVICE | CONTRACT/ GRANT | ACTION/OUTCOME |
|-----------------|---|--------------------------|--|
| FAMILY PLANNING | Maternal, Child & Family Health Communicable Disease Access to Care | Title X; TRT SMHW; WW | <p>The new data reporting file (FPAR 2.0) for MFHC (Missouri Family Health Council) is being coordinated with CureMD. Data reporting is part of the Title X and TRT contracts with MFHC. The last data report was completed with MFHC in December and was completed manually. With the updated reporting requirements for these programs that started in January (FPAR 2.0), a new system has been developed utilizing an automated reporting mechanism with the JCHD’s Electronic Medical Record system – CureMD. This new electronic data file automates the data collection but still requires JCHD staff to review, correct and upload the data file to MFHC.</p> <p>An Education and Outreach RN was hired in March for the TRT program. This position is funded through this program and required by contract.</p> |



Jefferson County Health Department
405 Main Street, Hillsboro, MO 63050
Phone: 636-797-3737 Fax: 636-797-4631
www.jeffcohealth.org



Public Health
Prevent. Promote. Protect.

| | | | |
|---------------------------|--|---|--|
| GENERAL CLINIC | Maternal, Child & Family Health Communicable Disease Access to Care Injury Prevention | VFC; 317; AIG STD; TB; EPA Lead Superfund | <p>The vaccine program continues to work on a quality improvement program with the guidance of the Missouri Department of Health and Senior Services. The next meeting with MDHSS is set for May.</p> <p>The Lead program completed 16 lead Point of Care tests in the office during the month. This program is working to reduce the refusal rates for lead screenings through education of parents. Through this effort we have seen a decrease in refusal rates from 25% to 14% last month.</p> <p>The TB program investigated and managed 2 active cases during the month of March and is actively working Direct Observation Therapy for two cases.</p> |
| MOBILE WELLNESS | Maternal, Child & Family Health Communicable Disease Access to Care | Local Public Health Disparities | <p>The Mobile Wellness program visited the following locations in March: DeSoto Farmer's Market, High Ridge Fire Department, Festus School District, My Place, My Place Too, Peace Pantry in Cedar Hill, Jefferson College, Sunny Hill Residential Care, and Hillsboro School District.</p> |
| TESTING/COMMUNITY CLINICS | Maternal, Child & Family Health Communicable Disease Access to Care | ELC AIG | <p>The community clinic team completed two events in March that included the Senior Expo in Festus on March 22 and a Soil and Water event on Saturday March 25th. The following services were offered during these events: COVID-19 and Flu vaccines, health screenings (Blood Pressure checks, lipid test, glucose test)</p> |



Jefferson County Health Department will champion positive health outcomes and behaviors through innovative programs and community engagement.

| | | | |
|--------|---|----------------------------|---|
| DENTAL | Maternal, Child & Family Health Access to Care | Sealant and Tele dentistry | The Dental program was at the Hillsboro School system in March and transitioned to the Festus school system at the end of the month. The pediatric dental program will close out the school year at the Festus school system. |
|--------|---|----------------------------|---|



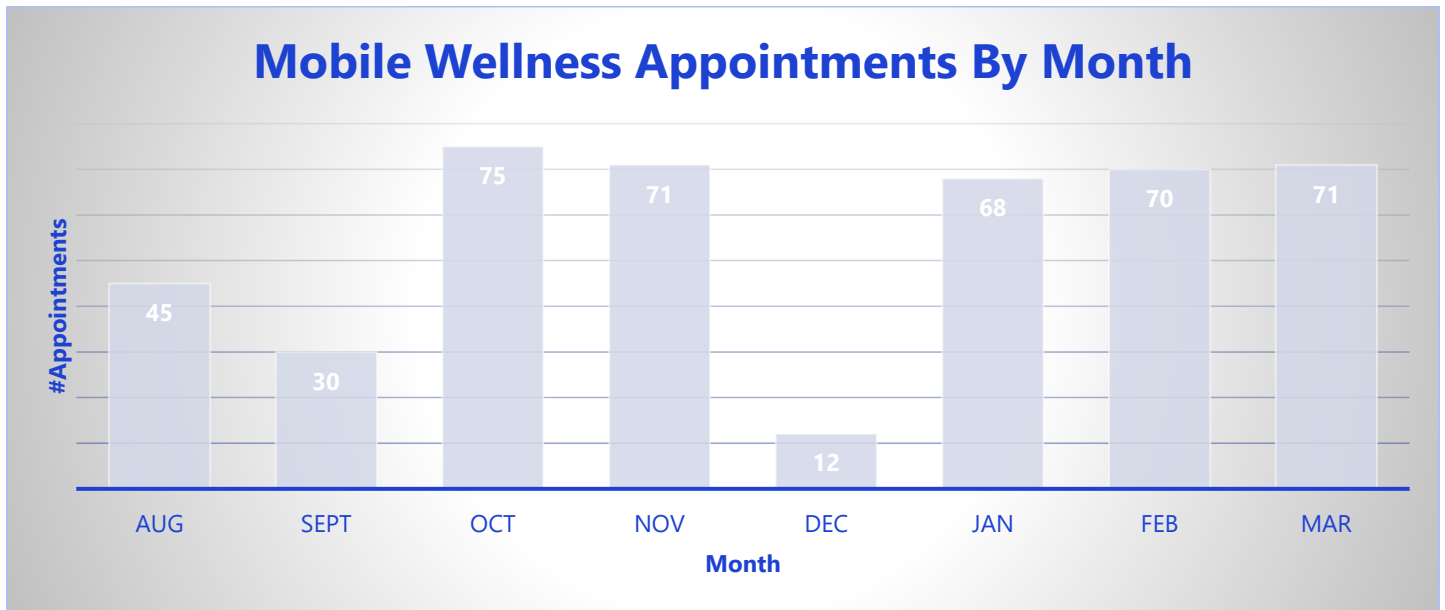
Jefferson County Health Department
405 Main Street, Hillsboro, MO 63050
Phone: 636-797-3737 Fax: 636-797-4631
www.jeffcohealth.org



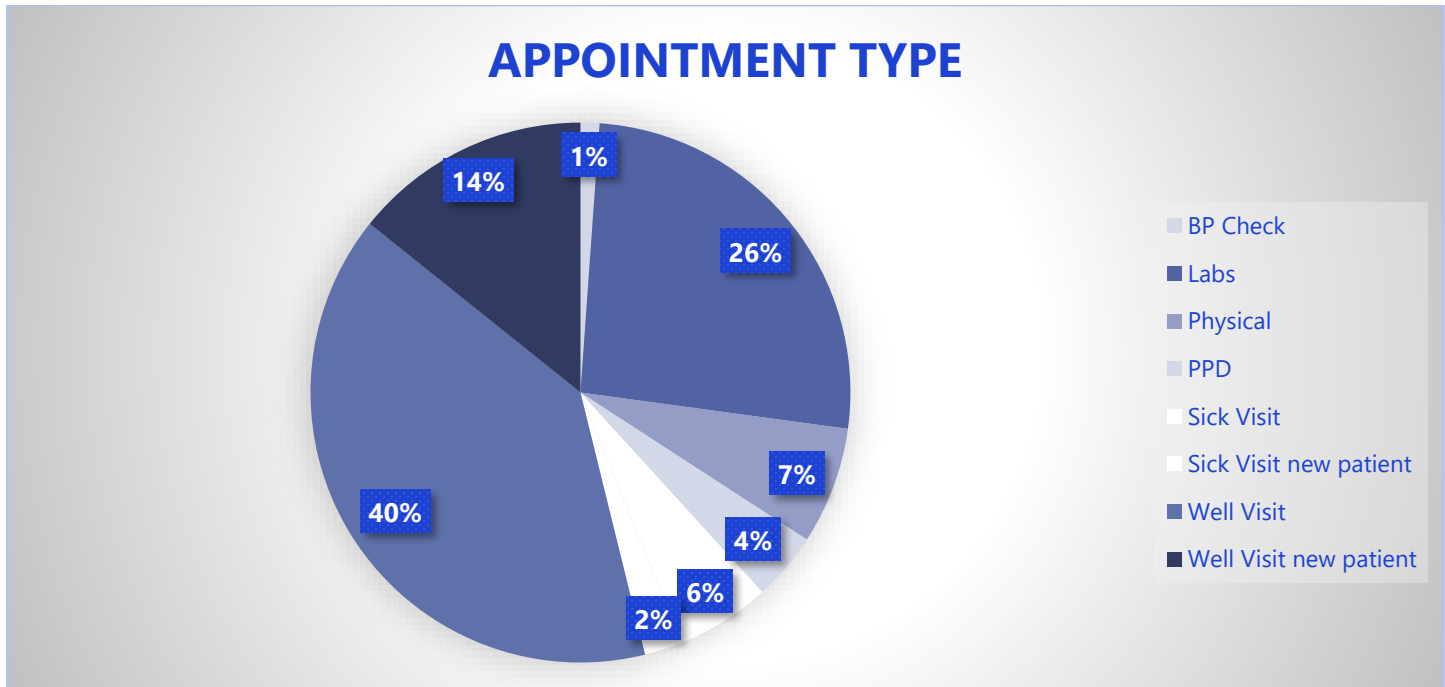
Public Health
Prevent. Promote. Protect.

COMMUNITY CLINIC DASHBOARD

Mobile Wellness:



*Month of December, no Nurse Practitioner available.

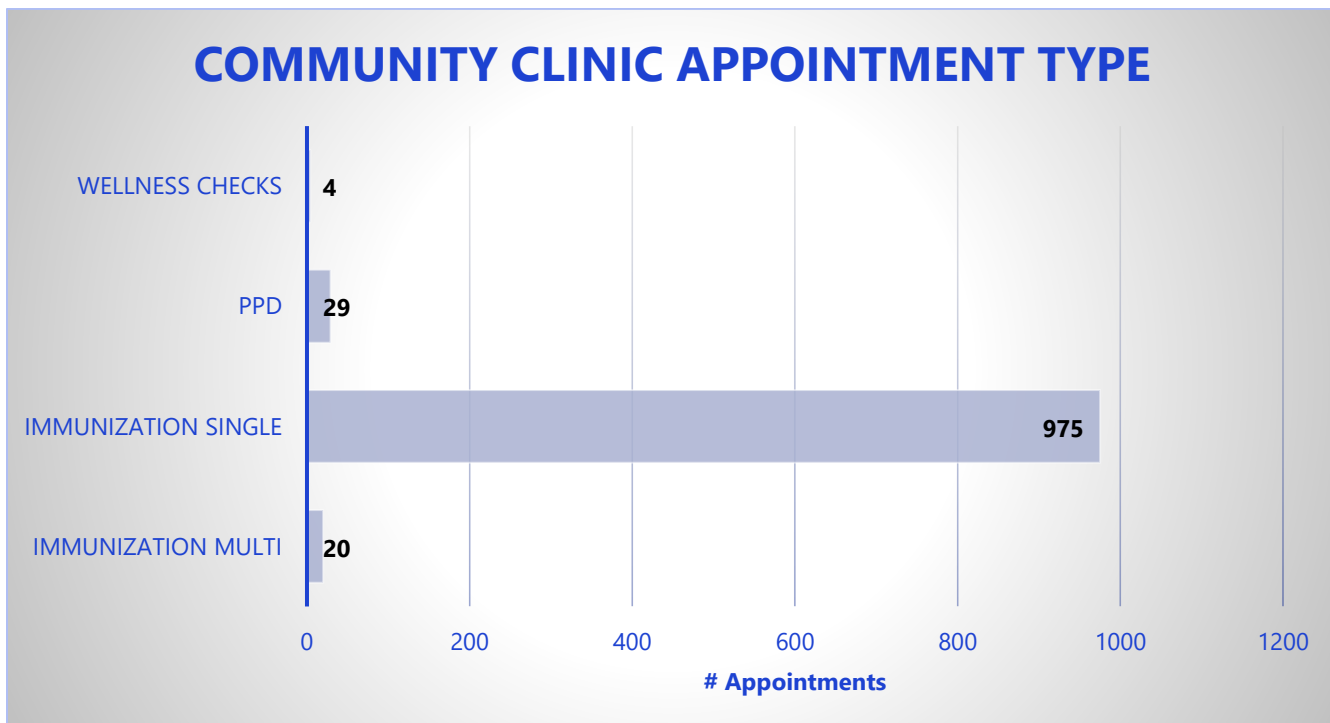
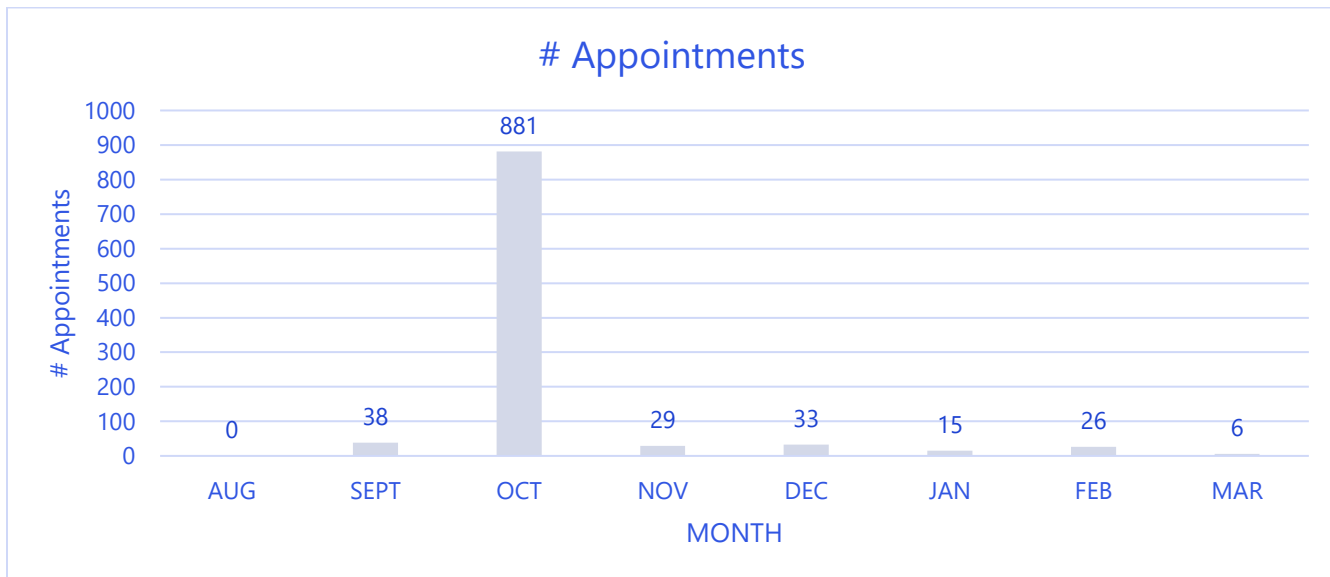




Jefferson County Health Department will champion positive health outcomes and behaviors through innovative programs and community engagement.

COMMUNITY CLINICS:

This represents clinical services performed through situations such as: Homebound visits, community events, organizational partnerships, school-based clinics, and specialty clinics (i.e. Monkeypox).



Jefferson County Health Department
405 Main Street, Hillsboro, MO 63050
Phone: 636-797-3737 Fax: 636-797-4631
www.jeffcohealth.org



Public Health
Prevent. Promote. Protect.



Jefferson County Health Department will champion positive health outcomes and behaviors through innovative programs and community engagement.

COMMUNITY SERVICES BOARD REPORT

**MONTHLY NEWSLETTER OF THE JCHD COMMUNITY SERVICES TEAM:
COMMUNICABLE DISEASE, ENVIRONMENTAL, HEALTH EDUCATION, AND PREPAREDNESS**

April 27, 2023

FOUNDATIONAL PUBLIC HEALTH SERVICES MODEL-AREAS OF EXPERTISE:

Communicable Disease Prevention-Capacity to prevent and stop the spread of disease through strategies such as surveillance, investigation, education, and interventions.

Associated JCHD Programs

- Public Health Emergency Preparedness (PHEP)
- Cities Readiness Initiative (CRI)
- Epidemiological and Laboratory Capacity Enhancing Detection Expansion (ELC-EXP)
- Communicable Disease Investigation

- March 2023 Total Cases Investigated

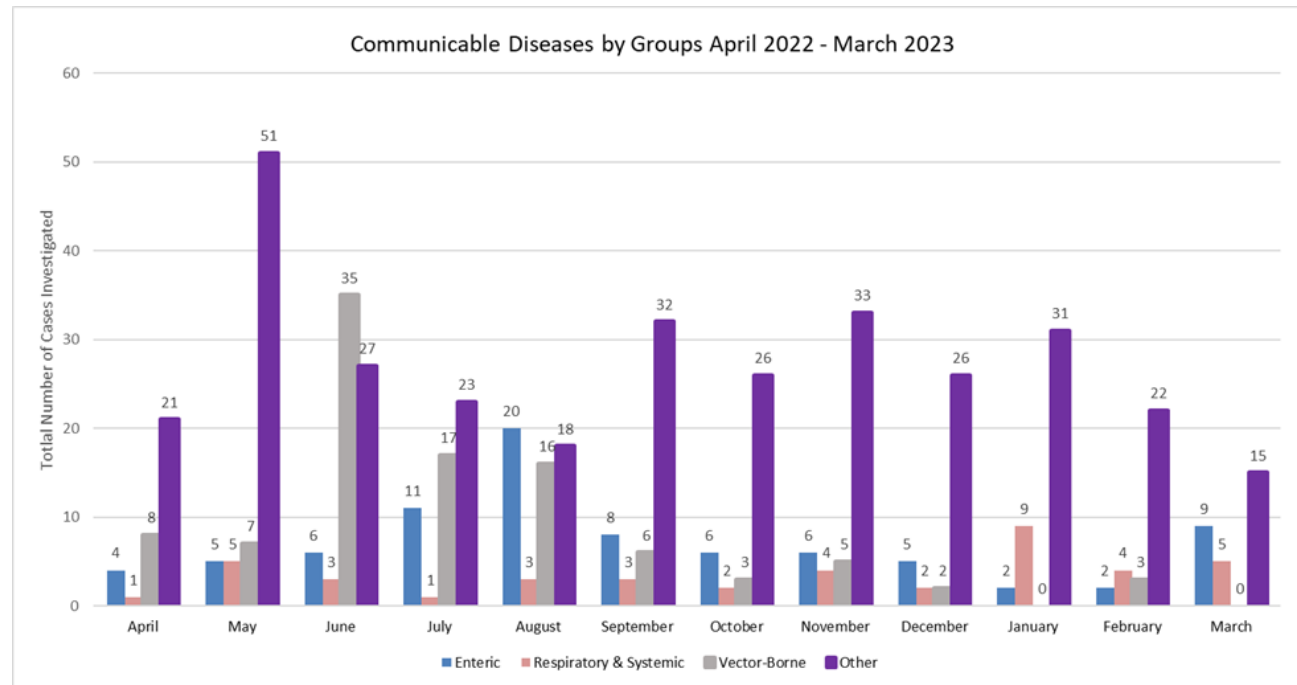
- Enteric
 - Campylobacteriosis - 3
 - Hepatitis A Acute - 2
 - Salmonellosis - 3
 - Yersiniosis - 1
- Respiratory and Systemic
 - H. Influenza, Invasive - 1
 - Pertussis - 1
 - Strep Pneumoniae, Invasive - 3
- Other
 - MOTT - 6
 - TB Infection - 4

- Vector Control and Animal Bites

- March 2023 Total Cases Investigated

- Animal Bites - 4
- Rabies Post Exposure Prophylaxis - 1

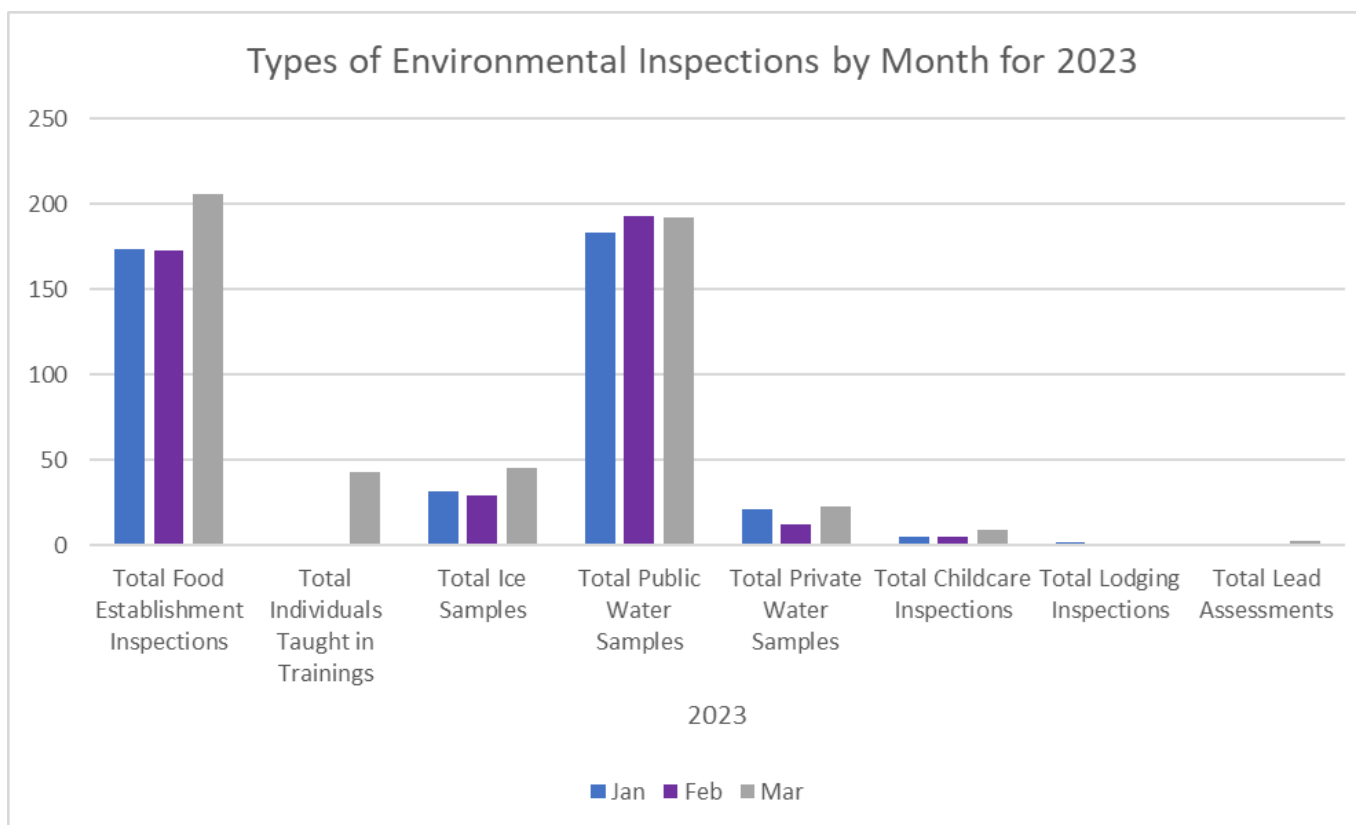
- Not all cases investigated are considered "confirmed" or "probable". Those cases that do not meet specific case definition will be classified as "suspect" or "no case". This chart represents all cases investigated. For a full list of only "confirmed" or "probable" cases see the monthly JCHD Communicable Disease Report.



Environmental Public Health-Capacity to reduce harmful exposures and foster safe and health environments that protect communities.

Associated JCHD Programs

- Food Program
 - Jefferson County Food Code
 - Food and Beverage Permits, Temporary Permits, Farmers Market Master Training, and ServSafe Certifications
- Water Sample Laboratory Services
 - Private and Public Water and Wells
- Childcare Sanitation Inspections (CCSI) - childcare facilities
- Superfund Lead Health Education and Voluntary Institutional Control Programs (Superfund Lead)
- Environmental Implementation of Grading System and Advancement on Conformance with Program Standards (GSAC)
 - Facilitated a focus group with Heartland Realty to discuss connecting homeowners/buyers with lead assessment resources.
- Summer Food Services Program (SFSP)
- Childrens' Health Insurance Program (CHIP) Health Services Initiative (HSI) - _Lead



Chronic Disease Prevention-Capacity to work with community partners to share information, develop policies, and create environments that prevent chronic diseases and support chronic disease management.

Associated JCHD Programs

- Health Education
 - Weight Loss, Diabetes, Heart Disease, Hypertension, Digestive Disorders, Good Allergies, Pediatric and Adult Nutrition, Group Nutrition Counseling
 - March 2023
 - Dietician presented at Ashton Village
 - Partnering with COMTREA on health and wellness presentations for those in psychosocial rehabilitation group.
- Public Health Advocacy

Injury Prevention-Capacity to analyze trends, research causes, develop strategies, and create policies in order to reduce preventable injuries.

Associated JCHD Programs

- Overdose to Action (OD2A)
 - March 2023
 - Met with Jefferson County Treatment Court to discuss a future collaboration to increase access to care and resources.
 - Such as: preventative health care, sexual health care and education, car seats, healthy family activities and healthy eating.
- National Association of County and City Health Officials (NACCHO) Implementing Overdose Prevention Strategies at the Local Level (IOPSSL)
- Car Seats
 - March 2023
 - Attended Rock Community Fire open house to provide education and installation checks.
- Youth Bike Helmets
- Project Lifesaver
- Drug Prevention Coalition partnerships
- Vaping education and resources
 - March 2023
 - Presented vaping education to 15 middle school students.
 - Partnering with Chestnut Health Systems to create a vaping cessation program.

Maternal, Child, and Family Health-Capacity to address conditions that affect health behaviors among women, support family health, and ensure children the healthiest start in life.

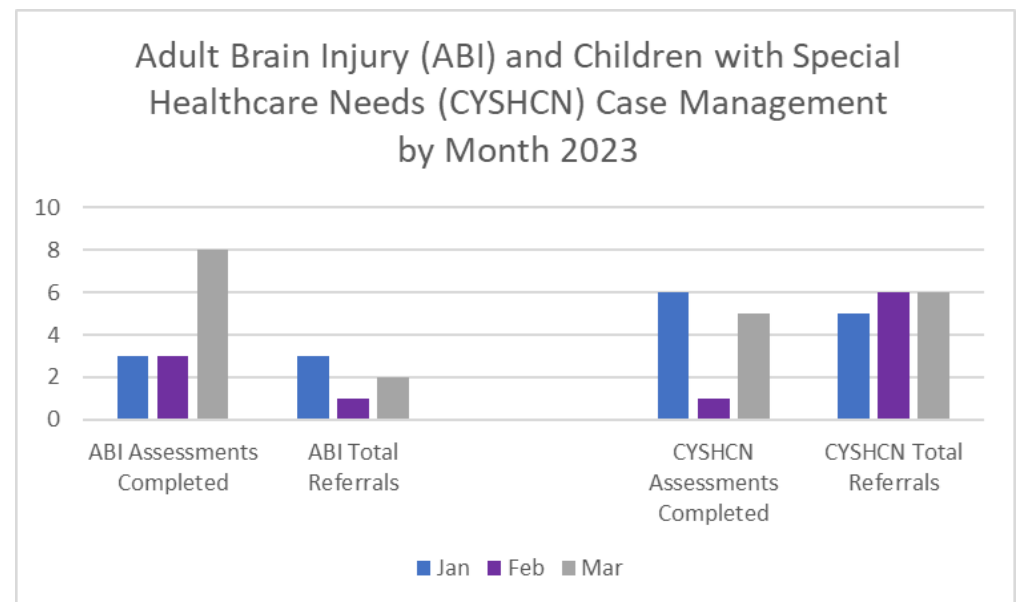
Associated JCHD Programs

- Maternal Child Health (MCH)
 - March 2023
 - Presented Stress Reduction Seminar to 35 middle school students.
 - Created a Farmers Market toolkit to engage families and children.
- Child Care Health Consultation (CCHC)
 - March 2023
 - Presented Emergency Preparedness class to childcare providers.
- Children's Health Insurance Program (CHIP) Health Services Initiative (HSI) - School Health
- Teen Coalition

Linkage to Medical, Behavioral, and Community Resources-Capacity to develop a strong network of partners with diverse expertise and resources to build a strong foundation for community health.

Associated JCHD Programs

- Adult Brain Injury Program Service Coordination (ABI) Missouri Regions F and G
- Children and Youth with Special Healthcare Needs Service Coordination (CYSHCN) Missouri Regions 10 and 11
- Local Public Health Disparities Initiative (LPHDI)
 - March 2023
 - Partnering with Chestnut Health Systems to provide a behavioral health counselor.
 - This counselor will be certified on the new vaping cessation program.





Champion positive health outcomes and behaviors through innovative programs and community engagement

Communicable Disease Surveillance Summary Report Jefferson County, Missouri

March 2023

NOTES ON THE DATA:

- All data and information are conditional and may change as more reports are received.
- Case definitions are established by the Missouri Department of Health and Senior Services' (DHSS) Communicable Disease Investigation Reference Manual. The totals reflect the number of confirmed and probable cases reported; suspect cases are not included.
- Data is reported in epidemiologic weeks established by the CDC's Morbidity and Mortality Weekly Report (MMWR). The MMWR week starts on a Sunday and ends on Saturday. Values for MMWR week range from 1 to 53, although most years consist of 52 weeks. The 2023 MMWR calendar began on January 1, 2023.
- Case date may be based on the onset date, diagnosis date, specimen date, or test date.
- Excluded from this report are Sexually Transmitted Diseases, Influenza, and COVID-19.
- Jefferson County Health Department monitors all reportable disease cases year-round. Figures 1. and 2. include detailed views of diseases or conditions that may be of importance during the time of year this report is published. Variables such as outbreaks or the seasonality of communicable diseases may affect the number of cases per month and call for a more in-depth look. Seasonal change in the incidence of infectious diseases is common.

**Table 1. Number of Enteric Cases by Month,
Jefferson County, Missouri**

| Disease or Condition | Five Previous Months | | | | | Year to Date Comparison | | |
|-----------------------|----------------------|---------------|--------------|---------------|------------|-------------------------|--------------------------|------------------------|
| | November 2022 | December 2022 | January 2023 | February 2023 | March 2023 | YTD 2023 | YTD 5 Previous Year Mean | YTD Alert ¹ |
| Campylobacteriosis | 2 | 1 | 1 | 1 | 3 | 5 | 5.4 | |
| Cryptosporidiosis | 1 | 0 | 0 | 0 | 0 | 0 | 0.6 | |
| Cyclosporiasis | 0 | 0 | 0 | 0 | 0 | 0 | 0 | |
| E. Coli O157:H7 | 0 | 0 | 0 | 0 | 0 | 0 | 0 | |
| E. Coli Shiga Toxin + | 0 | 0 | 0 | 0 | 0 | 0 | 0 | |
| Giardiasis | 0 | 0 | 0 | 0 | 0 | 0 | 0 | |
| Hepatitis A Acute | 0 | 0 | 0 | 0 | 0 | 0 | 1.4 | |
| Listeriosis | 0 | 0 | 0 | 0 | 0 | 0 | 0.2 | |
| Salmonellosis | 1 | 4 | 1 | 1 | 2 | 4 | 4.8 | |
| Shigellosis | 0 | 0 | 0 | 0 | 0 | 0 | 0 | |
| Yersiniosis | 0 | 0 | 0 | 0 | 1 | 1 | 1.4 | |
| Enteric Totals | 4 | 5 | 2 | 2 | 6 | 10 | 13.8 | |

¹ Year- to- Date alerts represent an increase of at least one standard deviation for total cases in the current year compared to the same time period in the five previous years.

**Table 2. Number of Respiratory and Systemic Disease Cases by Month,
Jefferson County, Missouri**

| Disease or Condition | Five Previous Months | | | | | Year to Date Comparison | | |
|--|----------------------|------------------|-----------------|------------------|---------------|-------------------------|--------------------------------|-----------|
| | November 2022 | December 2022 | January 2023 | February 2023 | March 2023 | YTD 2023 | YTD 5 Previous Year Mean | YTD Alert |
| Coccidioidomycosis | 0 | 0 | 0 | 0 | 0 | 0 | 0 | |
| Haemophilus Influenzae, Invasive | 1 | 1 | 2 | 0 | 1 | 3 | 2.4 | |
| Legionellosis | 0 | 0 | 0 | 0 | 0 | 0 | 0.6 | |
| Pertussis | 0 | 0 | 0 | 0 | 0 | 0 | 6.2 | |
| Staph Aureus, VISA | 0 | 0 | 0 | 0 | 0 | 0 | 0.6 | |
| Streptococcus Pneumoniae, Invasive | 3 | 0 | 4 | 2 | 3 | 9 | 10.6 | |
| Streptococcal Toxic Shock Syndrome | 0 | 0 | 0 | 0 | 0 | 0 | 0 | |
| Varicella | 0 | 1 | 2 | 0 | 0 | 2 | 1 | |
| Respiratory and Systemic Totals | 4 | 2 | 8 | 2 | 4 | 14 | 21.4 | |

**Table 3. Number of Vector-Borne Cases by Month,
Jefferson County, Missouri**

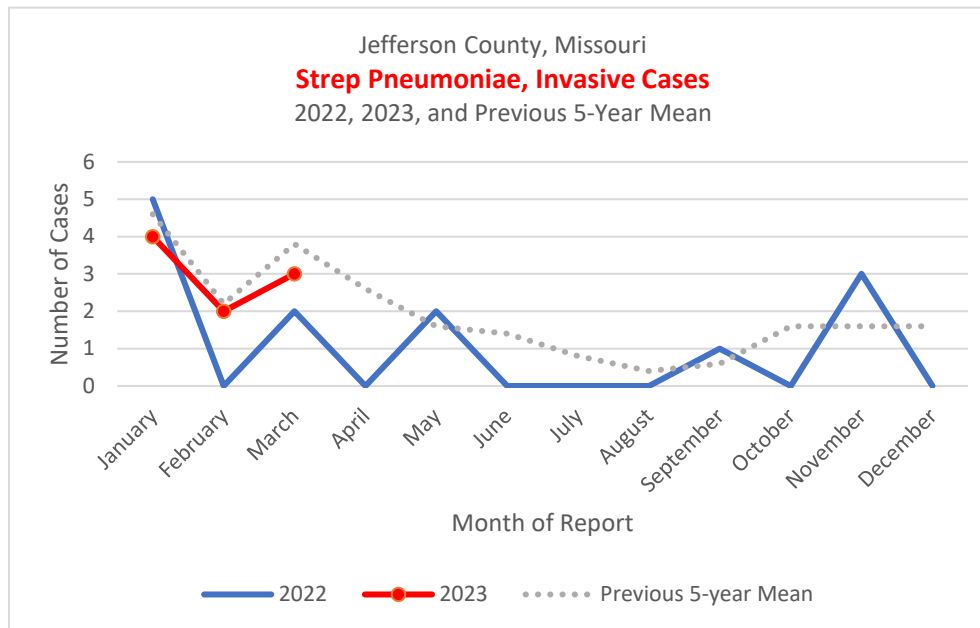
| Disease or Condition | Five Previous Months | | | | | Year to Date Comparison | | |
|--|----------------------|------------------|-----------------|------------------|---------------|-------------------------|-----------------------------------|-----------|
| | November 2022 | December 2022 | January 2023 | February 2023 | March 2023 | YTD 2023 | YTD 5 Previous Year Mean | YTD Alert |
| Anaplasma Phagocytophilum | 0 | 0 | 0 | 0 | 0 | 0 | 0 | |
| Babesiosis | 0 | 0 | 0 | 0 | 0 | 0 | 0 | |
| Ehrlichia Chaffeensis | 0 | 0 | 0 | 0 | 0 | 0 | 0 | |
| Ehrlichia Ewingii | 0 | 0 | 0 | 0 | 0 | 0 | 0 | |
| Ehrlichiosis Anaplasmosis Undetermined | 0 | 0 | 0 | 0 | 0 | 0 | 0 | |
| Rocky Mountain Spotted Fever | 2 | 0 | 0 | 0 | 0 | 0 | 0.4 | |
| Tularemia | 0 | 0 | 0 | 0 | 0 | 0 | 0 | |
| Vector-Borne Totals | 2 | 0 | 0 | 0 | 0 | 0 | 0.4 | |

**Table 4. Number of Other/Miscellaneous Cases by Month,
Jefferson County, Missouri**

| Disease or Condition | Five Previous Months | | | | | Year to Date Comparison | | |
|-----------------------------------|----------------------|------------------|-----------------|------------------|---------------|-------------------------|-----------------------------------|-----------|
| | November 2022 | December 2022 | January 2023 | February 2023 | March 2023 | YTD 2023 | YTD 5 Previous Year Mean | YTD Alert |
| Animal Bites | 20 | 18 | 24 | 19 | 14 | 57 | 37.2 | * |
| MOTT | 3 | 2 | 0 | 2 | 6 | 8 | 5.8 | * |
| Rabies Animal | 0 | 0 | 0 | 0 | 0 | 0 | 0 | |
| Rabies Post Exposure Prophylaxis | 2 | 1 | 1 | 1 | 1 | 3 | 1.6 | |
| TB Disease | 1 | 0 | 0 | 0 | 0 | 0 | 0.4 | |
| TB Infection | 6 | 2 | 2 | 1 | 1 | 4 | 9.2 | |
| Other/Miscellaneous Totals | 31 | 23 | 27 | 23 | 22 | 72 | 54.2 | |

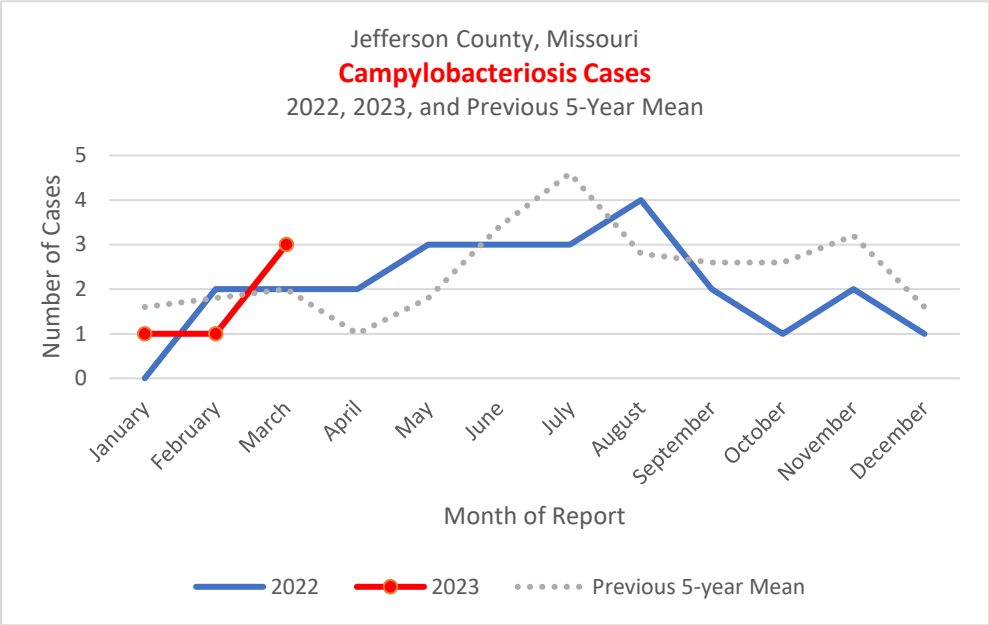
**Figure 1. Streptococcus Pneumoniae, Invasive
Jefferson County, Missouri**

Strep Pneumoniae, also called pneumococcus, is a bacterium that causes acute infection. Some pneumococcal infections are considered “invasive” when the infection occurs in areas of the body that are normally sterile. Two pneumococcal vaccines are available in the United States to help protect against pneumococcal disease. There were 3 cases of Strep Pneumoniae, Invasive reported during March 2023 in Jefferson County. During the previous 5 years, the number of cases has ranged from 0 to 8 per month.



**Figure 2. Campylobacteriosis
Jefferson County, Missouri**

Campylobacter infection, or campylobacteriosis, is caused by Campylobacter bacteria. Campylobacteriosis is one of the most common causes of diarrheal illness in the United States. There are 21 Campylobacter species; however, Campylobacter jejuni and Campylobacter coli are the two species that most often infect humans. Almost all persons infected with Campylobacter recover without any specific treatment. Antimicrobial therapy is warranted only for patients with severe disease or those at high risk for severe disease, such as those with immune systems severely weakened from medications or other illnesses. There were 3 cases of Campylobacteriosis reported during March 2023 in Jefferson County. During the previous 5 years, the number of cases has ranged from 0 to 8 per month.



ADDITIONAL DATA SOURCES AND INFORMATION

Jefferson County Health Department's Covid-19 Data Dashboard

<https://www.jeffcohealth.org/covid19-data>

Jefferson County Health Department's Influenza Data Dashboard

<https://www.jeffcohealth.org/flu-season-info>

Missouri Department of Health and Senior Services, Communicable Disease Investigation Reference Manual:

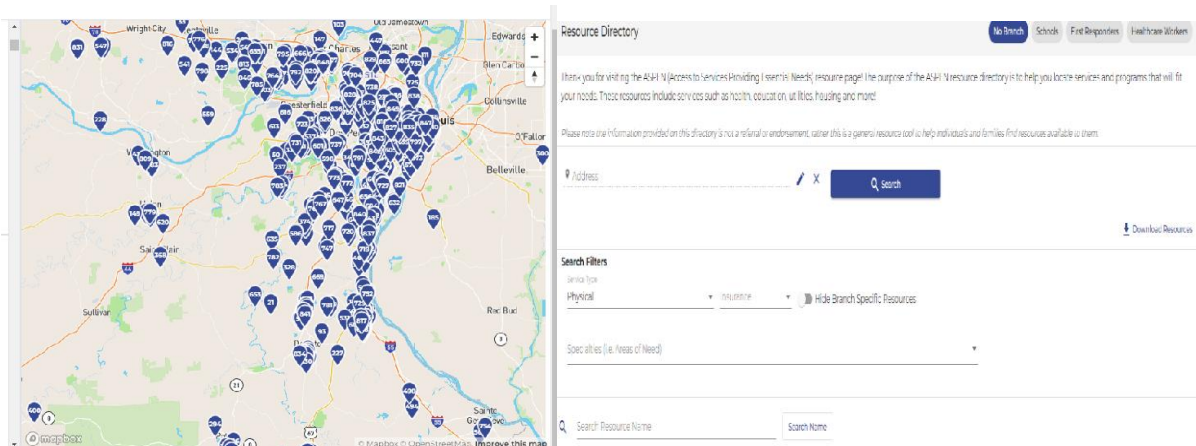
<https://health.mo.gov/living/healthcondiseases/communicable/communicabledisease/cdmanual/index.php>

March 2023 Report of ASPEN (Accessing Services Providing Essential Needs)
 Presented at the April 27th, 2023, Meeting of the Jefferson County Health Center Board of Directors

The below tables present the activities and work performed for the month of March 2023 and display the alignment with grants, contracts, and the deliverables which each grant and contract were awarded upon. Such alignment also conforms with the Missouri Foundational Public Health Services Model.

| PROGRAM | DELIVERABLE/FOUNDATION CAPABILITY | CURRENT OUTCOMES, IMPACTS & PROGRESS |
|--|--|--|
| <p>ASPEN: Community Resource Directory Missouri Foundational Public Health Services Model: -Linkage to medical, behavioral and community resources. -Community Partnership Development</p> <p><u>FUNDING STREAM</u> Jefferson Foundation Transformative Grant</p> <p>Missouri DHSS Health Disparities contract</p> | <p>Public Health Capacity; Linkage to medical, behavioral and community resources:</p> <ul style="list-style-type: none"> Identify statewide, regional, and local medical and behavioral healthcare community partners and their capacities. Develop and implement a prioritized plan for increasing access to quality health care. Support community-based initiatives that increase access to quality medical and behavioral healthcare. Ability to create and maintain strategic, non-program specific relationships with key community partners. | <p>ASPEN Coordinator is in the process of updating the JCHNetwork.org website to provide information regarding ASPEN frequently asked questions.</p> <p>This month’s areas of focus included identifying resources in the community that assist individuals and families with autism and grief support. We have also been working with community partners to gain additional resources that address substance use.</p> <p><u>Current Community and Regional Resources in Public ASPEN Directory:</u> Community Resources: 1,021 School Internal Resources: 9</p> |

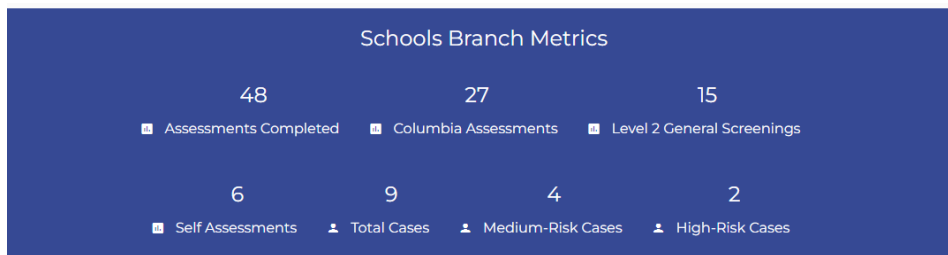
Below are images from the live resource directory: <https://bh.jchnetwork.org/app/admin/resource-directory>



March 2023 Report of ASPEN (Accessing Services Providing Essential Needs)
Presented at the April 27th, 2023, Meeting of the Jefferson County Health Center Board of Directors

| PROGRAM | DELIVERABLE/FOUNDATION CAPABILITY | CURRENT OUTCOMES, IMPACTS & PROGRESS |
|--|--|--|
| <p>ASPEN: School Behavioral Health Portal</p> <p>Missouri Foundational Public Health Services Model: -Linkage to medical, behavioral and community resources. -Injury Prevention</p> <p><u>FUNDING STREAMS</u></p> <p>Jefferson Foundation Transformative Grant</p> <p>Missouri DHSS Health Disparities contract</p> | <p>Public Health Capacity; Linkage to medical, behavioral and community resources:</p> <ul style="list-style-type: none"> • Provide timely, accurate, and locally relevant education to the community on the behavioral health care system. <p>Injury Prevention:</p> <ul style="list-style-type: none"> • Identify statewide, regional and local injury prevention community partners and their capacities • Work with partners to implement evidence based and populations-based interventions that mitigate suicide risk | <p>ASPEN staff have been working with schools to identify opportunities to engage with staff and families to provide information, training, and education regarding the ASPEN platform and mental health awareness.</p> <p>ASPEN Coordinator, JCHD PIO and community partners are planning the development of a short video with information about the ASPEN program to help inform parents.</p> <p>ASPEN staff have worked closely with Missouri Center for Public Health Excellence to develop a survey for current users.</p> |

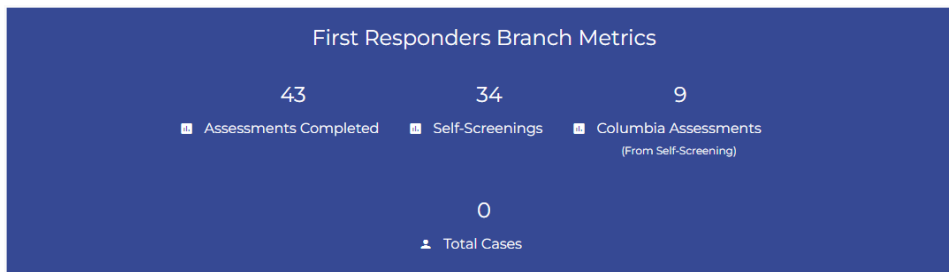
ASPEN School Metrics: 4/20/23 at 4:05 PM CT



March 2023 Report of ASPEN (Accessing Services Providing Essential Needs)
Presented at the April 27th, 2023, Meeting of the Jefferson County Health Center Board of Directors

| PROGRAM | DELIVERABLE/FOUNDATION CAPABILITY | CURRENT OUTCOMES, IMPACTS & PROGRESS |
|---|--|--|
| <p>ASPEN: First Responder and Health Care Worker Portals</p> <p>Missouri Foundational Public Health Services Model: -Linkage to medical, behavioral and community resources. -Injury Prevention</p> <p><u>FUNDING STREAMS</u></p> <p>Jefferson Foundation Transformative Grant</p> <p>Missouri DHSS Health Disparities contract</p> | <p>Public Health Capacity; Linkage to medical, behavioral and community resources:</p> <ul style="list-style-type: none"> • Identify statewide, regional, and local medical and behavioral healthcare community partners and their capacities. • Advocate and seek funding for policies and initiatives that increase access to quality medical and behavioral healthcare. | <p>ASPEN Coordinator is working directly with current department chief officers to increase staff awareness and education regarding mental health resources and information about ASPEN. Additional departments have reached out to the ASPEN Coordinator to gain information about First Responder resources and ASPEN.</p> <p>ASPEN has begun connecting with interested county ambulance districts.</p> |

ASPEN Responder Metrics: 4/20/23 at 4:10 PM CT





Communications & Marketing

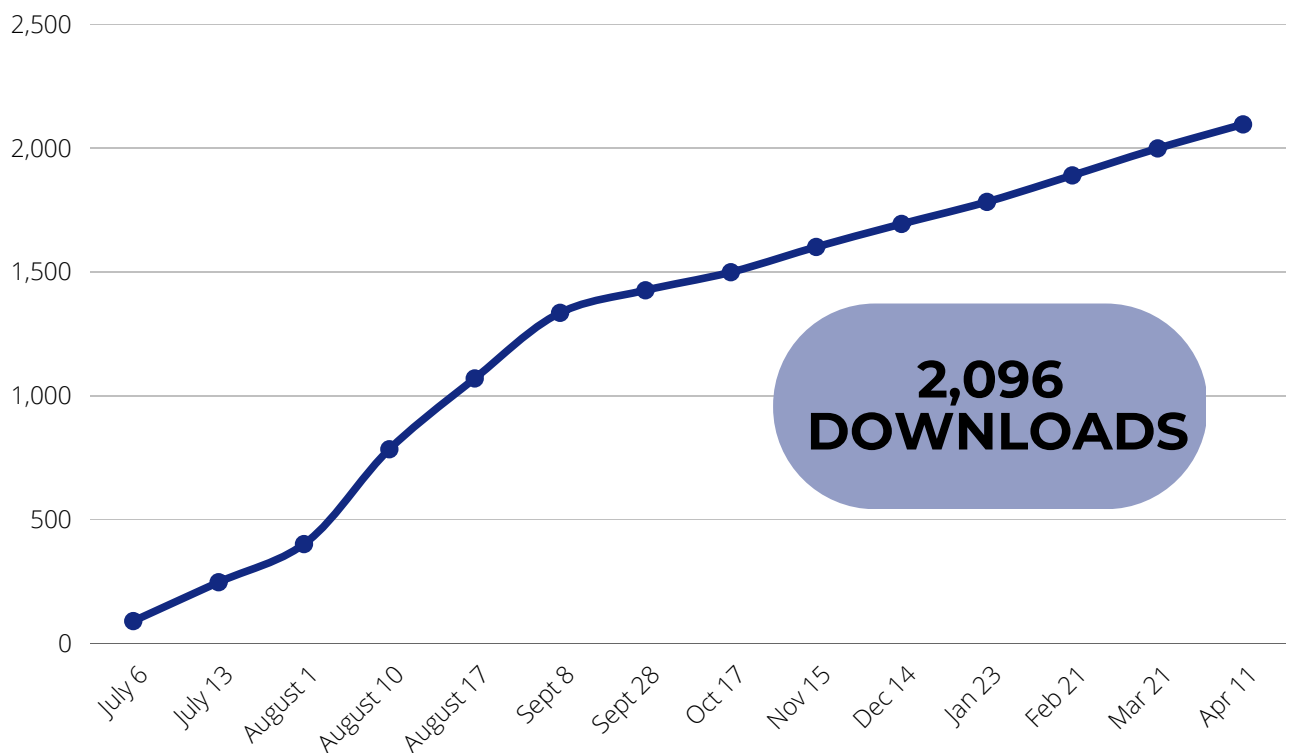
Monthly Report- April 2023

Analytics from March 2023

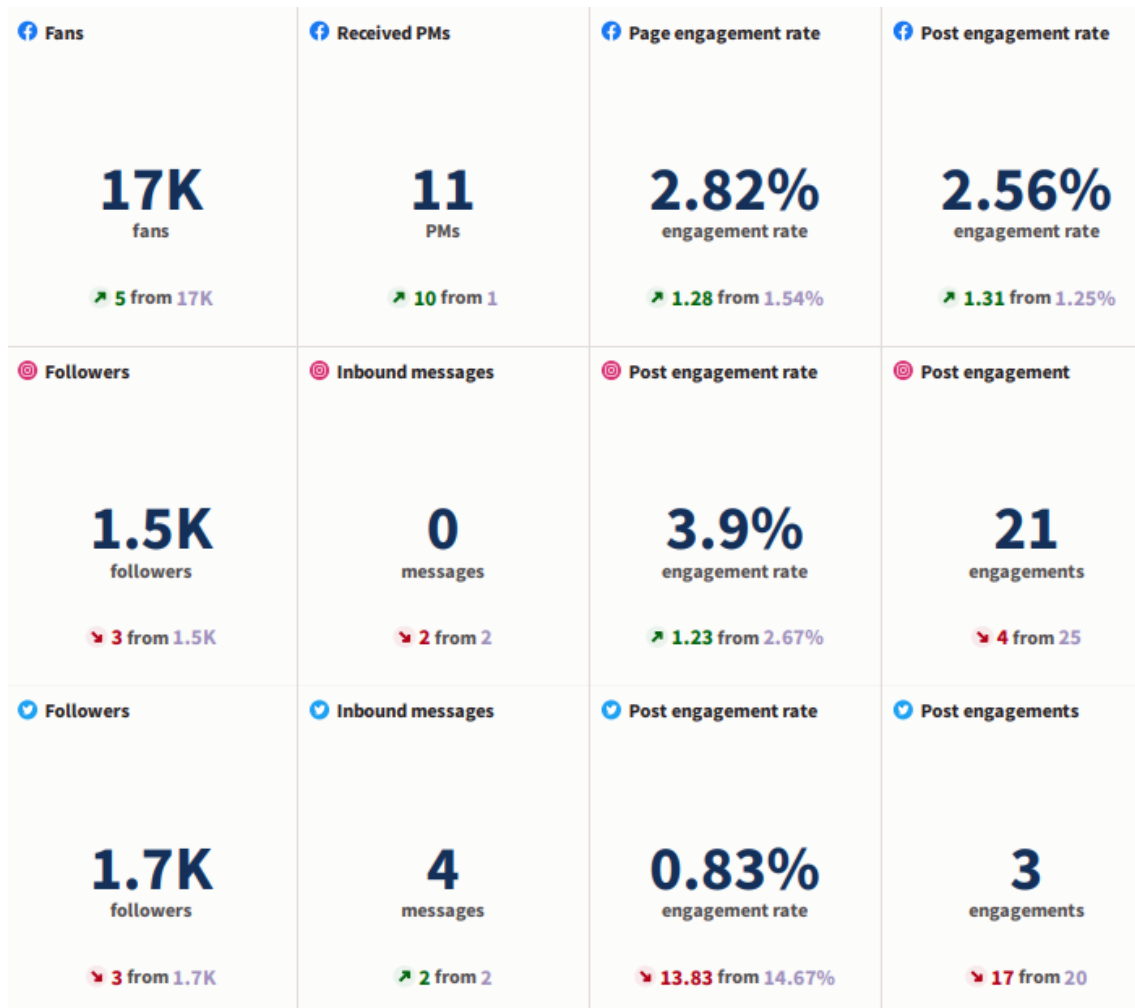
Updates

- Current communications projects we are working on:
 - Lead Campaign
 - Partnering with Farmer's Markets to provide education about gardening safely with lead soil
 - Monsido and accessibility
 - Website updates
 - Adult Immunization Grant
 - Communicable disease education
- New Board of Trustees page was added to the website which includes board member information, bylaws, approved board minutes, and program board reports
- Community event season is coming up and JCHD will be attending a lot of events and fairs over the next several months providing services and education

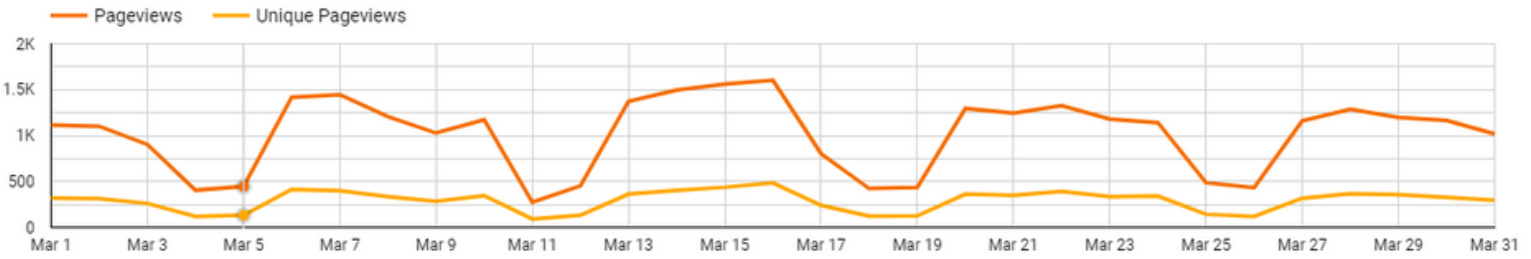
JCHD MOBILE APP DATA



Social Media Analytics



Overview of your user behaviors



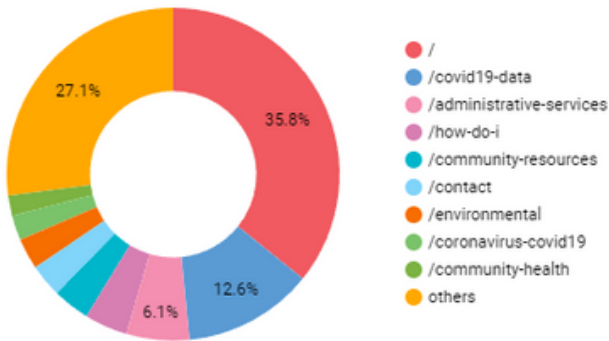
Pageviews
31,599

Unique Pageviews
9,027

Avg. Time on Page
00:00:18

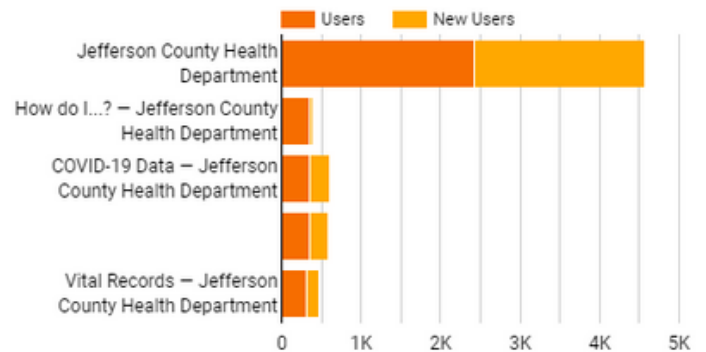


Which page is the most popular?



| Page | Pageviews |
|-----------------------------|-----------|
| 1. / | 11,312 |
| 2. /covid19-data | 3,994 |
| 3. /administrative-services | 1,931 |
| 4. /how-do-i | 1,322 |
| 5. /community-resources | 1,137 |
| 6. /contact | 1,013 |
| 7. /environmental | 955 |
| 8. /coronavirus-covid19 | 763 |
| 9. /community-health | 621 |
| 10. /dental | 609 |

Most popular pages with title breakdown



| Page Title | Pageviews |
|---|-----------|
| 1. Jefferson County Health Department | 11,614 |
| 2. COVID-19 Data – Jefferson County Health Department | 4,066 |
| 3. How do I...? – Jefferson County Health Department | 1,322 |
| 4. Vital Records – Jefferson County Health Department | 1,294 |
| 5. Community Resources – Jefferson County Health Department | 1,140 |
| 6. Contact – Jefferson County Health Department | 1,064 |
| 7. Environmental – Jefferson County Health Department | 961 |
| 8. COVID-19 – Jefferson County Health Department | 763 |
| 9. Administrative – Jefferson County Health Department | 643 |
| 10. Dental – Jefferson County Health Department | 627 |

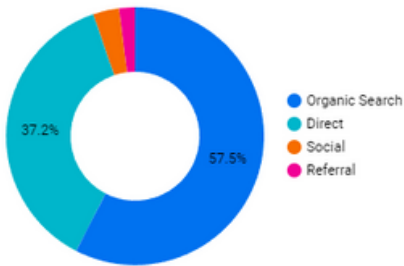
Users
4,134

Sessions
6,006

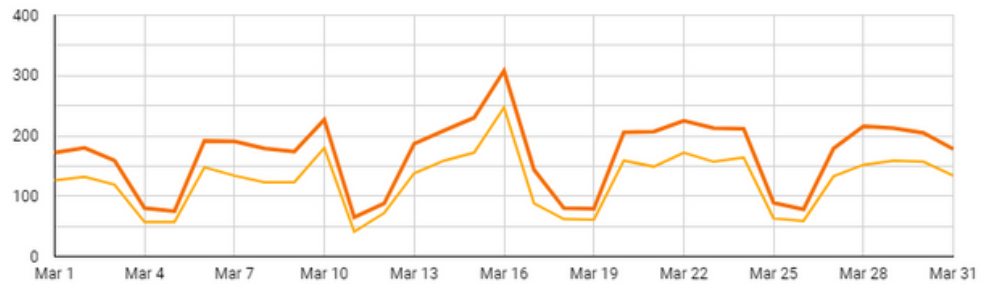
Bounce Rate
0.55%

Avg. Time on Page
00:00:18

Top Acquisition Channels



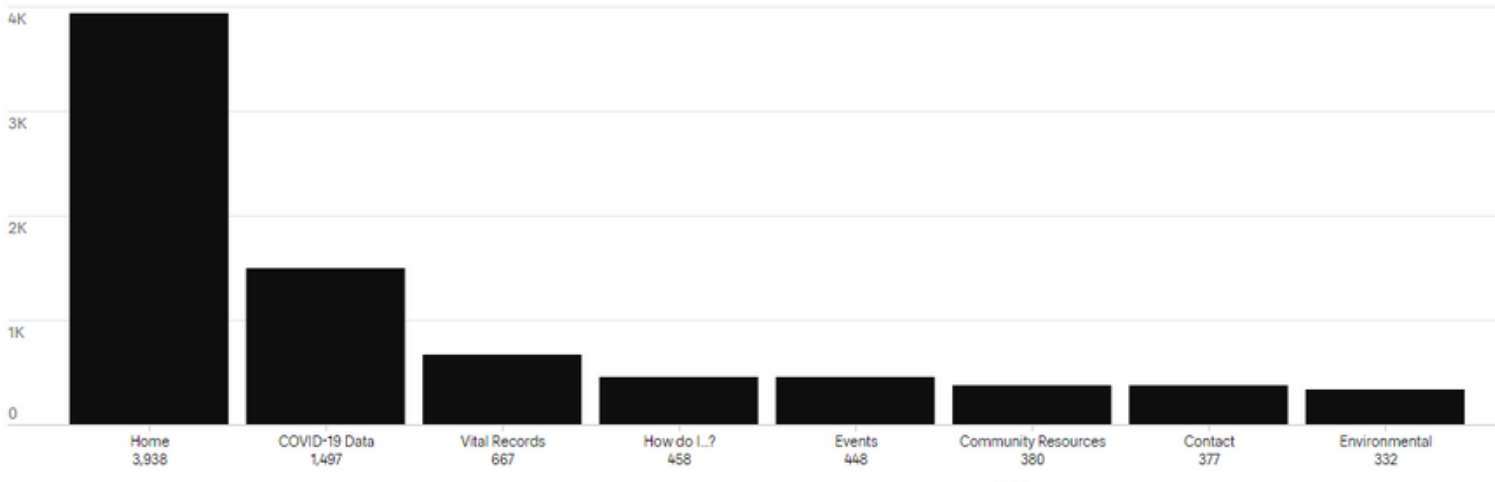
Users (vs. New Users)



| | Sessions 6.0K | Users 4.1K | New Users 3.9K | Bounce Rate 0.5% | Pages / Session 5.3 | Avg. Session Duration 01:18 |
|-------------------------------|-------------------------|----------------------|--------------------------|----------------------------|-------------------------------|---------------------------------------|
| Source / Medium | Sessions | Users | New Users | Bounce Rate | Pages / Session | Avg Session Duration |
| google / organic | 2,905 | 2,205 | 2,034 | 0.07% | 5.79 | 00:01:31 |
| (direct) / (none) | 2,466 | 1,560 | 1,492 | 1.22% | 4.5 | 00:01:00 |
| bing / organic | 173 | 144 | 127 | 0% | 7.99 | 00:01:59 |
| l.facebook.com / referral | 86 | 22 | 12 | 0% | 4.01 | 00:02:06 |
| m.facebook.com / referral | 85 | 63 | 62 | 0% | 3.72 | 00:00:09 |
| yahoo / organic | 70 | 45 | 37 | 0% | 6.09 | 00:01:31 |
| jeffcohealth.sharepoint.co... | 43 | 16 | 2 | 0% | 5.44 | 00:01:02 |
| facebook.com / referral | 35 | 35 | 35 | 0% | 3 | 00:00:00 |
| duckduckgo / organic | 33 | 24 | 23 | 0% | 6.45 | 00:01:11 |
| newsbreakapp.com / refe... | 23 | 23 | 23 | 0% | 3 | 00:00:00 |

Top Pageviews ?

Mar 1-31, 2023 • 62% of 13,042 Pageviews +1% mo/mo



Google Business Profiles

Hillsboro Office: 972 Interactions

 549

calls
+24%

 1

message

 151

people asked for directions
+18%

 271

website visits from
profile
+2%

 3,265

profile views
+16%

 1,749

searches
+24%

Arnold: 1,503 Interactions

 722

calls
+7%

 4

messages
-50%

 374

people asked for directions
+24%

 403

website visits from
profile
+16%

 5,054

profile views
+14%

 2,751

searches
+19%

Monsido: Website Accessibility



Accessibility Issues Found

72

(268,728 unique issues affecting 490 pages)

Overall accessibility compliance



Quality Assurance Report

Overall compliance status (% of pages without issues) 93.27%



Crawl information

| | |
|---------------|-------|
| Pages scanned | 490 |
| Links found | 3,166 |

Links

| | |
|-------------------------|----|
| Broken links | 29 |
| Pages with broken links | 33 |

Misspellings

| | |
|-----------------------------------|-----|
| Misspellings | 0 |
| Pages with misspellings | 0 |
| Potential misspellings | 81 |
| Pages with potential misspellings | 128 |

Readability score

Crawl information

| | |
|---------------|-----|
| Pages scanned | 490 |
|---------------|-----|

| Grade/Level | Distribution | Pages |
|--------------------|--------------|-------|
| 6th grade | | 8 |
| 7th grade | | 11 |
| 8th to 9th grade | | 55 |
| 10th to 12th grade | | 81 |
| College | | 154 |
| College graduate | | 181 |