



Champion positive health outcomes and behaviors through innovative programs and community engagement

Respiratory Disease Surveillance Report Jefferson County, Missouri

Week 8: February 18, 2024 – February 24, 2024

OVERVIEW: The Jefferson County Health Department (JCHD) monitors influenza and other respiratory pathogens, including COVID-19, throughout Jefferson County, Missouri. The Jefferson County Health Department conducts influenza surveillance using passive surveillance and syndromic surveillance. Although influenza illness can occur year-round, the seasonal influenza reporting begins on the Morbidity and Mortality Weekly Report (MMWR¹) Week 40 of a given year and continues through MMWR Week 20 of the following calendar year. COVID-19 surveillance began in March 2020 and has continued year-round. COVID-19 data reflects cases that are entered into Missouri's communicable disease database. *All data and information are conditional and may change as more reports are received.*

¹ Data is reported in epidemiologic weeks established by the CDC's Morbidity and Mortality Weekly Report (MMWR). The MMWR week starts on a Sunday and ends on Saturday. Values for MMWR week range from 1 to 53, although most years consist of 52 weeks.

INFLUENZA SURVEILLANCE

Passive Surveillance

Table 1. Number of Laboratory-Positive² Influenza Cases by Week, Jefferson County, Missouri

CDC Reporting Week	Week Start Date	A	B	Unknown	Total
40	10/1/2023	3	1	0	4
41	10/8/2023	5	0	0	5
42	10/15/2023	8	1	0	9
43	10/22/2023	3	1	0	4
44	10/29/2023	3	8	0	11
45	11/5/2023	4	4	0	8
46	11/12/2023	9	6	0	15
47	11/19/2023	9	5	0	14
48	11/26/2023	22	10	0	32
49	12/3/2023	33	17	0	50
50	12/10/2023	40	11	0	51
51	12/17/2023	66	23	0	89
52	12/24/2023	64	15	0	79
1	12/31/2023	73	16	0	89
2	1/7/2024	61	28	0	89
3	1/14/2024	79	42	0	121
4	1/21/2024	63	46	0	109
5	1/28/2024	117	94	0	211
6	2/4/2024	123	120	0	243
7	2/11/2024	89	104	0	193
8	2/18/2024	59	89	0	148

² Laboratory-positive influenza includes the following test methods: rapid influenza diagnostic tests (antigen), reverse transcriptase polymerase chain reaction (RT-PCR) and other molecular assays, immunofluorescence antibody staining (Direct (DFA) or Indirect (IFA)), or viral culture.

Table 2. Number of Laboratory-Positive Influenza Cases by Age Group, Jefferson County, Missouri
For Cases Reported 10/1/2023- 2/24/2024

Age Group	Type A	Type B	Unknown Type	Total	% TOTAL
00 to <02	31	19	0	50	3.2%
02 to 04	65	40	0	105	6.7%
05 to 14	150	233	0	383	24.3%
15 to 24	126	93	0	219	13.9%
25 to 49	266	198	0	464	29.5%
50 to 64	174	40	0	214	13.6%
65+	121	18	0	139	8.8%
TOTAL	933	641	0	1574	100.0%

Figure 1. Percentage of Influenza Cases by Type, Jefferson County, Missouri
For Cases Reported 10/1/2023- 2/24/2024

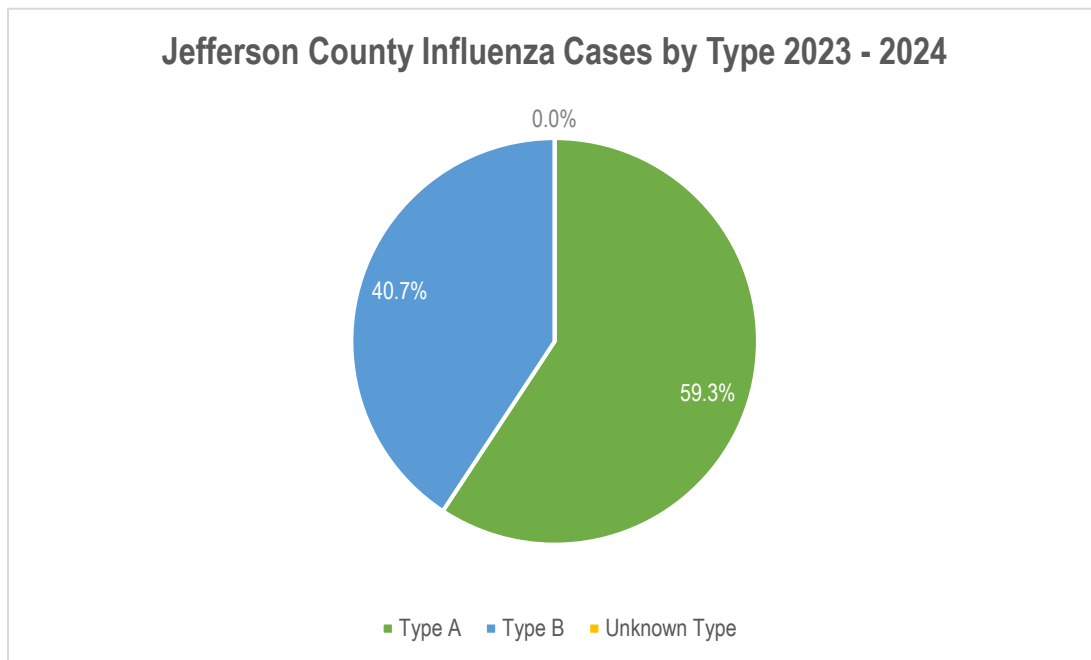
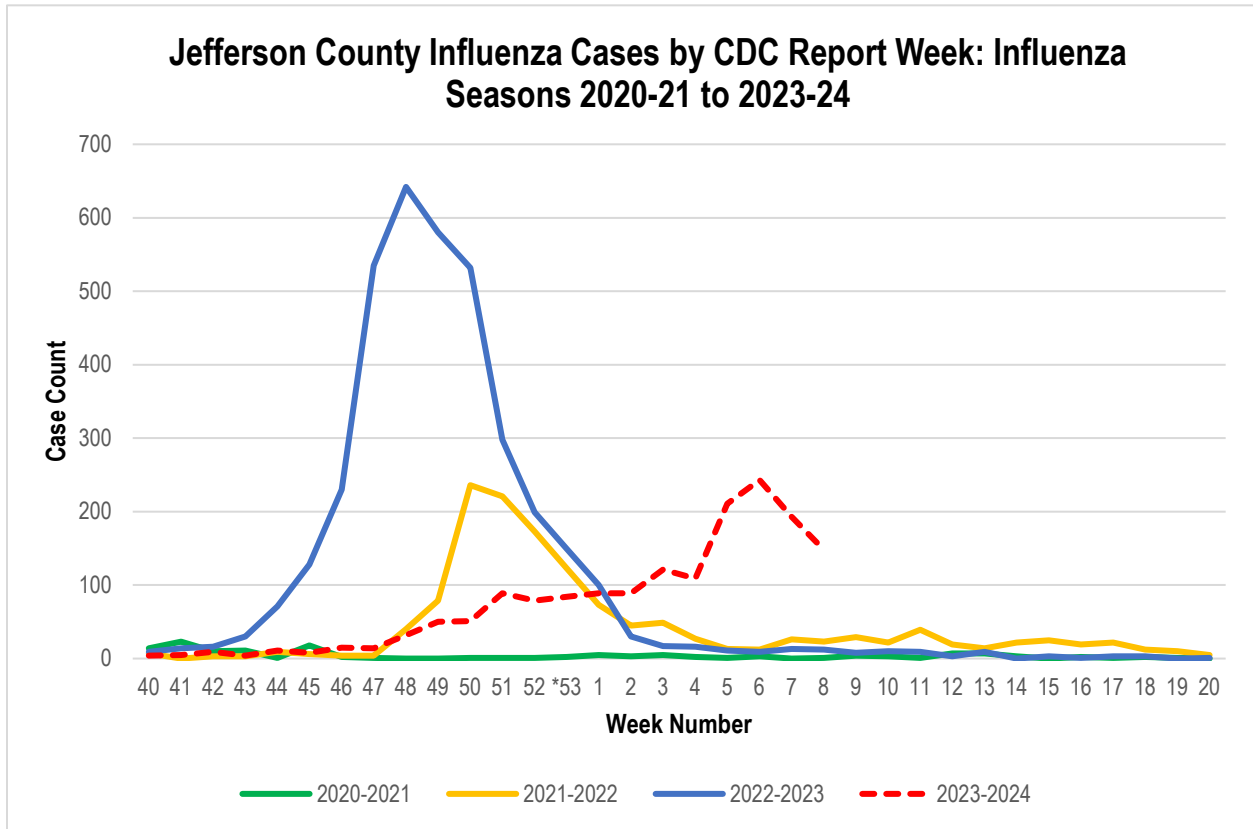


Figure 2. Number of Laboratory-Positive Influenza Cases by Week, Influenza Seasons 2020-21 to 2023-24, Jefferson County, Missouri

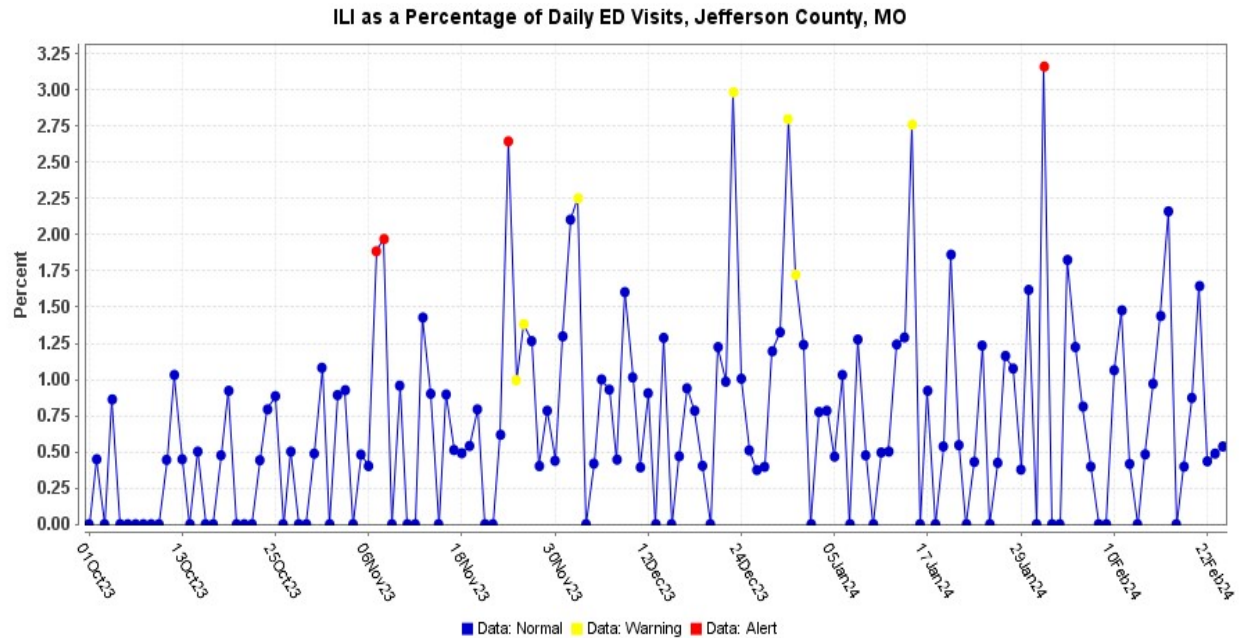


*There were 53 weeks in 2020. The estimates for the other three years' values for the weeks 53 are the averages of weeks 52 and weeks 1.

Syndromic Surveillance

As determined by ESSENCE, Influenza-Like-Illness (ILI³) accounted for 0.00% to 1.65% of daily visits to hospital emergency departments (EDs) for Jefferson County residents during Week 8. The number of visits to local hospital EDs for ILI ranged from zero to four per day during Week 8.

**Figure 3. Syndromic Surveillance for Influenza-Like-Illness (ILI)
Jefferson County, Missouri**

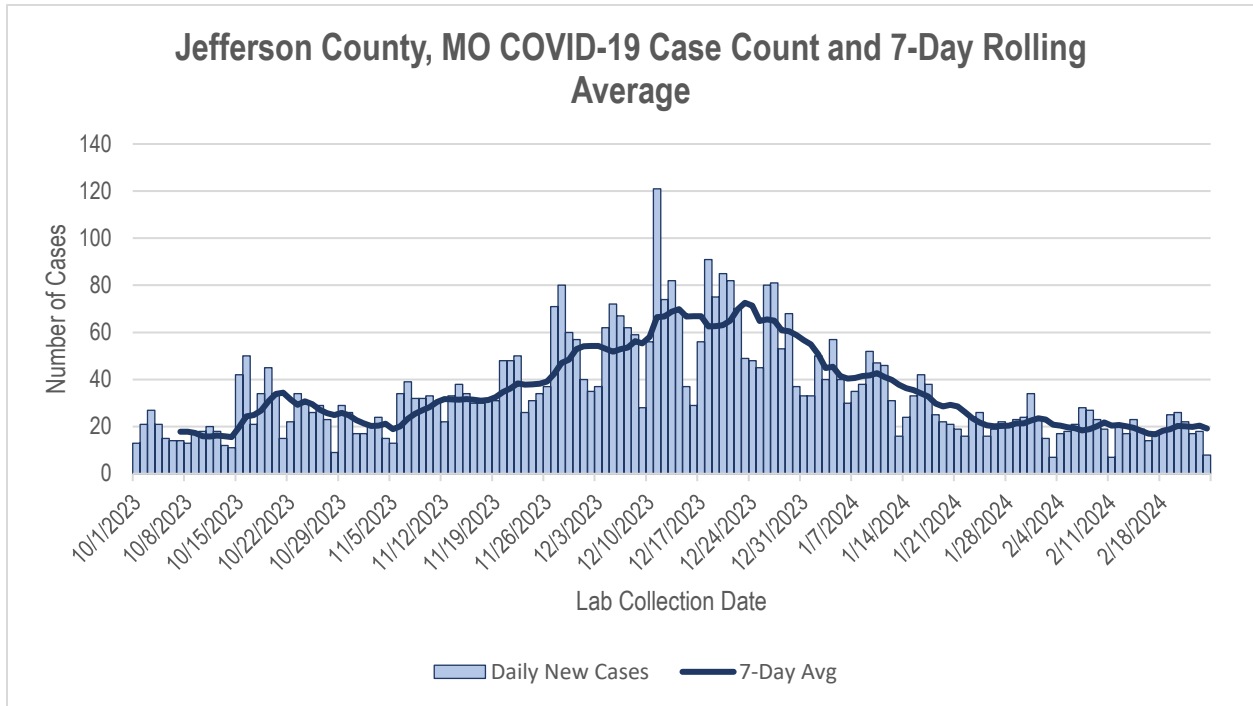


COVID-19 SURVEILLANCE

Table 3. Number of Confirmed and Probable COVID-19 Cases by Week, Jefferson County, Missouri

CDC Reporting Week	Week Start Date	Covid-19 Cases	Cumulative Total
40	10/1/2023	125	125
41	10/8/2023	109	234
42	10/15/2023	241	475
43	10/22/2023	174	649
44	10/29/2023	149	798
45	11/5/2023	213	1011
46	11/12/2023	219	1230
47	11/19/2023	268	1498
48	11/26/2023	380	1878
49	12/3/2023	387	2265
50	12/10/2023	468	2733
51	12/17/2023	508	3241
52	12/24/2023	412	3653
1	12/31/2023	283	3936
2	1/7/2024	265	4201
3	1/14/2024	205	4406
4	1/21/2024	142	4548
5	1/28/2024	146	4694
6	2/4/2024	153	4847
7	2/11/2024	117	4964
8	2/18/2024	134	5098

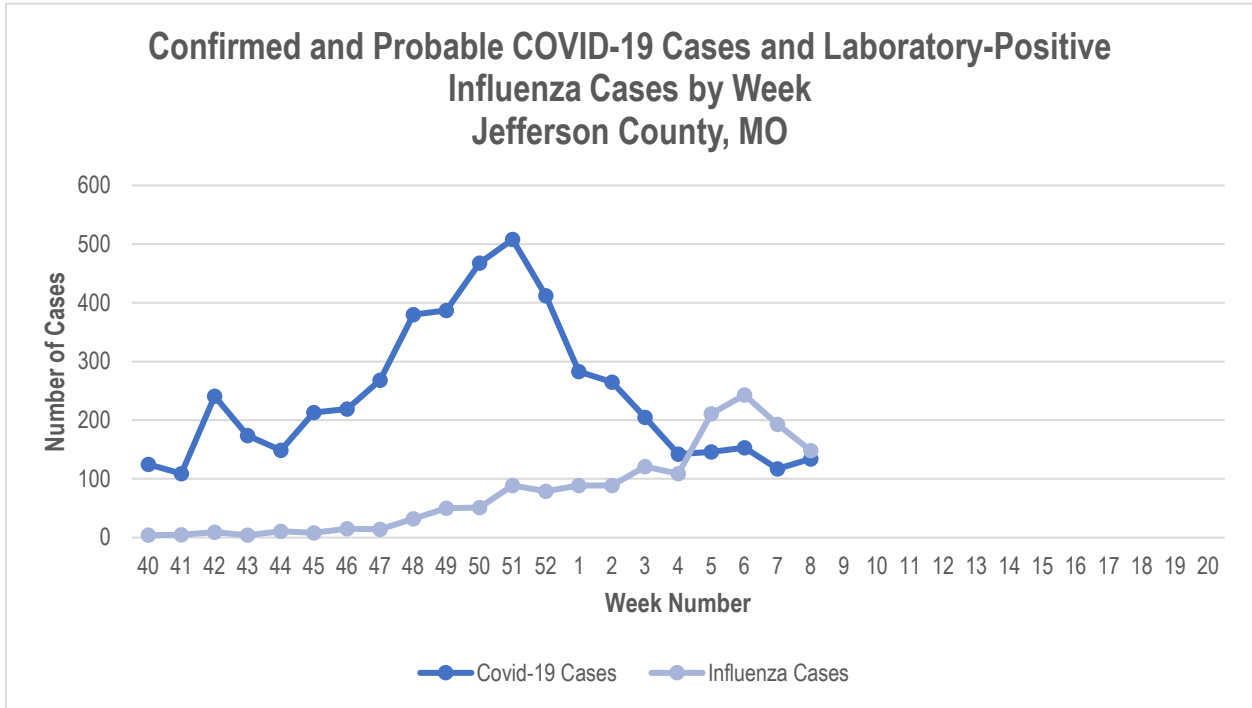
Figure 4. Confirmed and Probable COVID-19 Cases by Day and 7-Day Average, Jefferson County, Missouri
 For Cases Reported 10/1/2023- 2/24/2024



Jefferson County COVID-19 Deaths

Thirty-four COVID-19 associated deaths have been reported in Jefferson County as of Week 8.

Figure 5. Simultaneous Circulation of COVID-19 and Influenza by Week, Jefferson County, Missouri



ADDITIONAL DATA SOURCES AND INFORMATION

Missouri Department of Health and Senior Services, Interactive Statewide Influenza Dashboard: <https://health.mo.gov/living/healthcondiseases/communicable/influenza/dashboard.php>

Missouri Department of Health and Senior Services, Statewide Influenza Data and Statistical Reports: <https://health.mo.gov/living/healthcondiseases/communicable/influenza/reports.php>

Centers for Disease Control and Prevention, National Influenza Surveillance: <https://www.cdc.gov/flu/weekly/>

The National Respiratory and Enteric Virus Surveillance System (NREVSS): <https://www.cdc.gov/surveillance/nrevss/>

World Health Organization, International Influenza Surveillance: <https://www.who.int/teams/global-influenza-programme/surveillance-and-monitoring/influenza-surveillance-outputs>

Passive Surveillance

Influenza is a reportable condition in the state of Missouri. JCHD conducts passive influenza surveillance by collecting and aggregating data on all laboratory-positive influenza tests in Jefferson County residents. Passive surveillance provides information on the true burden of influenza illness in Jefferson County but is limited by variations in testing and reporting practices. If diagnostic tests are not conducted on patients presenting to health care providers with influenza-like-illness, or if test results (e.g., of rapid influenza tests) are not reported to JCHD, those persons will not be included in the passive surveillance data. Thus, passive surveillance is likely an underestimate of the true burden of influenza illness in Jefferson County. Passive surveillance helps the health department to keep track of the incidence of influenza cases in the community and facilitates early detection of potential outbreaks.

Syndromic Surveillance

JCHD uses the ESSENCE system to conduct syndromic surveillance for Influenza-Like-Illness (ILI) at Missouri hospital emergency departments (EDs). ESSENCE captures data on all ED visits in persons with chief complaints (rather than final diagnoses or positive laboratory tests) of ILI. ILI chief complaints are those which include the word “influenza” or those that the ESSENCE system parses to [fever and (cough or sore throat)]. The syndromic surveillance data presented above include all ED visits for ILI from those with a Jefferson County residential address. Data from private physicians, clinics, or urgent care centers are not included in ESSENCE. Syndromic surveillance contributes to our understanding of the burden of influenza experienced by the health care system, as well as demonstrating the relative impact over time of influenza with respect to other illnesses.