



Champion positive health outcomes and behaviors through innovative programs and community engagement

## Respiratory Disease Surveillance Report Jefferson County, Missouri

**Week 14: March 31, 2024 – April 6, 2024**

**OVERVIEW:** The Jefferson County Health Department (JCHD) monitors influenza and other respiratory pathogens, including COVID-19, throughout Jefferson County, Missouri. The Jefferson County Health Department conducts influenza surveillance using passive surveillance and syndromic surveillance. Although influenza illness can occur year-round, the seasonal influenza reporting begins on the Morbidity and Mortality Weekly Report (MMWR<sup>1</sup>) Week 40 of a given year and continues through MMWR Week 20 of the following calendar year. COVID-19 surveillance began in March 2020 and has continued year-round. COVID-19 data reflects cases that are entered into Missouri's communicable disease database. *All data and information are conditional and may change as more reports are received.*

---

<sup>1</sup> Data is reported in epidemiologic weeks established by the CDC's Morbidity and Mortality Weekly Report (MMWR). The MMWR week starts on a Sunday and ends on Saturday. Values for MMWR week range from 1 to 53, although most years consist of 52 weeks.

## INFLUENZA SURVEILLANCE

### Passive Surveillance

**Table 1. Number of Laboratory-Positive<sup>2</sup> Influenza Cases by Week, Jefferson County, Missouri**

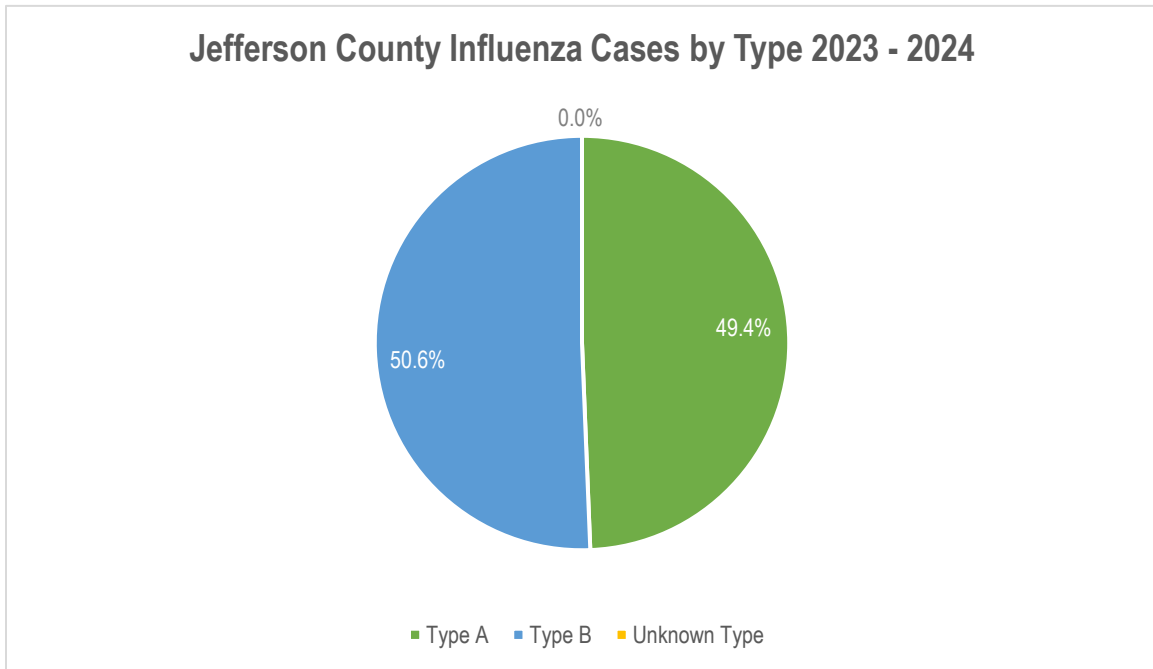
CDC Reporting Week	Week Start Date	A	B	Unknown	Total
40	10/1/2023	3	1	0	4
41	10/8/2023	5	0	0	5
42	10/15/2023	8	1	0	9
43	10/22/2023	3	1	0	4
44	10/29/2023	3	8	0	11
45	11/5/2023	4	4	0	8
46	11/12/2023	9	6	0	15
47	11/19/2023	9	5	0	14
48	11/26/2023	22	10	0	32
49	12/3/2023	33	17	0	50
50	12/10/2023	40	11	0	51
51	12/17/2023	66	23	0	89
52	12/24/2023	64	15	0	79
1	12/31/2023	73	16	0	89
2	1/7/2024	61	28	0	89
3	1/14/2024	79	42	0	121
4	1/21/2024	63	46	0	109
5	1/28/2024	117	94	0	211
6	2/4/2024	124	120	0	244
7	2/11/2024	91	108	0	199
8	2/18/2024	132	191	0	323
9	2/25/2024	188	244	0	432
10	3/3/2024	152	229	0	381
11	3/10/2024	125	180	0	305
12	3/17/2024	73	112	0	185
13	3/24/2024	53	100	0	153
14	3/31/2024	21	51	0	72

<sup>2</sup> Laboratory-positive influenza includes the following test methods: rapid influenza diagnostic tests (antigen), reverse transcriptase polymerase chain reaction (RT-PCR) and other molecular assays, immunofluorescence antibody staining (Direct (DFA) or Indirect (IFA)), or viral culture.

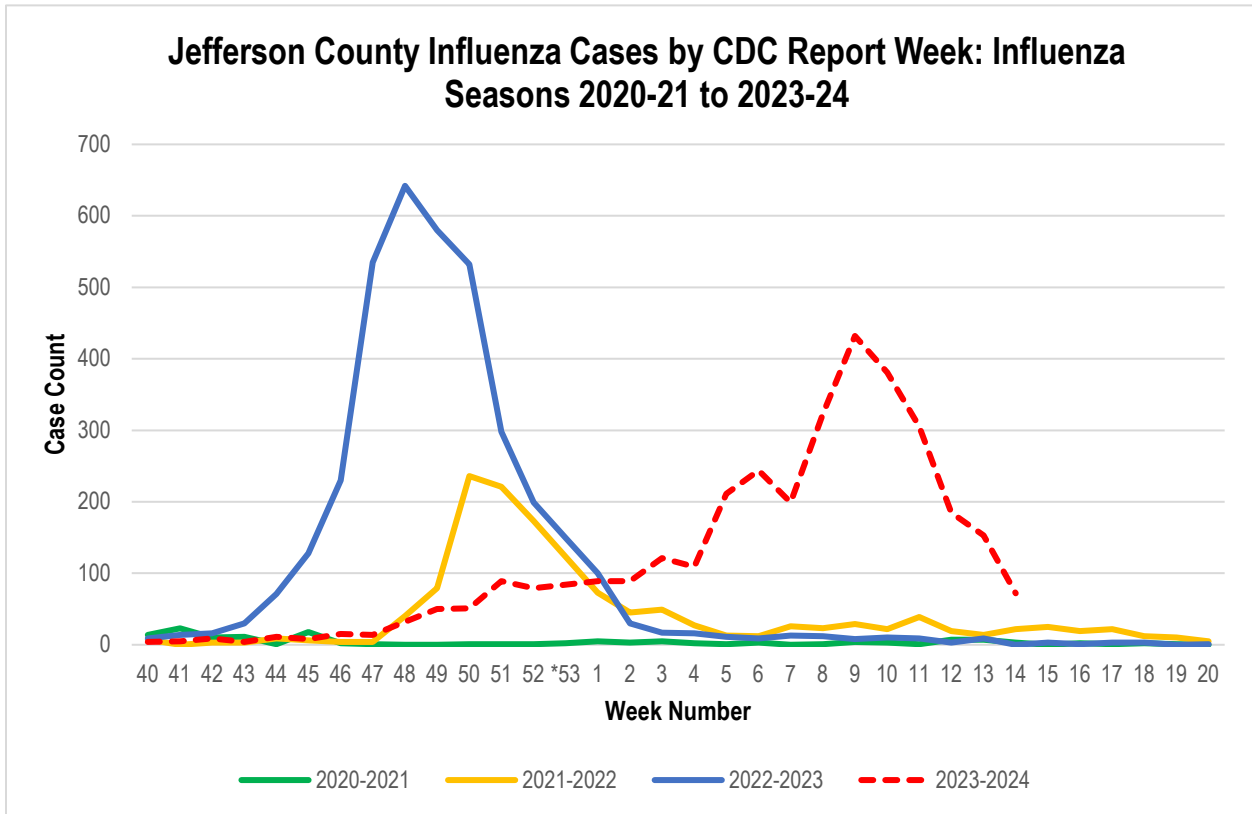
**Table 2. Number of Laboratory-Positive Influenza Cases by Age Group, Jefferson County, Missouri**  
For Cases Reported 10/1/2023- 4/6/2024

Age Group	Type A	Type B	Unknown Type	Total	% TOTAL
00 to <02	50	41	0	91	2.8%
02 to 04	116	103	0	219	6.7%
05 to 14	360	687	0	1047	31.9%
15 to 24	203	261	0	464	14.1%
25 to 49	435	467	0	902	27.5%
50 to 64	266	74	0	340	10.4%
65+	191	30	0	221	6.7%
<b>TOTAL</b>	<b>1621</b>	<b>1663</b>	<b>0</b>	<b>3284</b>	<b>100.0%</b>

**Figure 1. Percentage of Influenza Cases by Type, Jefferson County, Missouri**  
For Cases Reported 10/1/2023- 4/6/2024



**Figure 2. Number of Laboratory-Positive Influenza Cases by Week, Influenza Seasons 2020-21 to 2023-24, Jefferson County, Missouri**

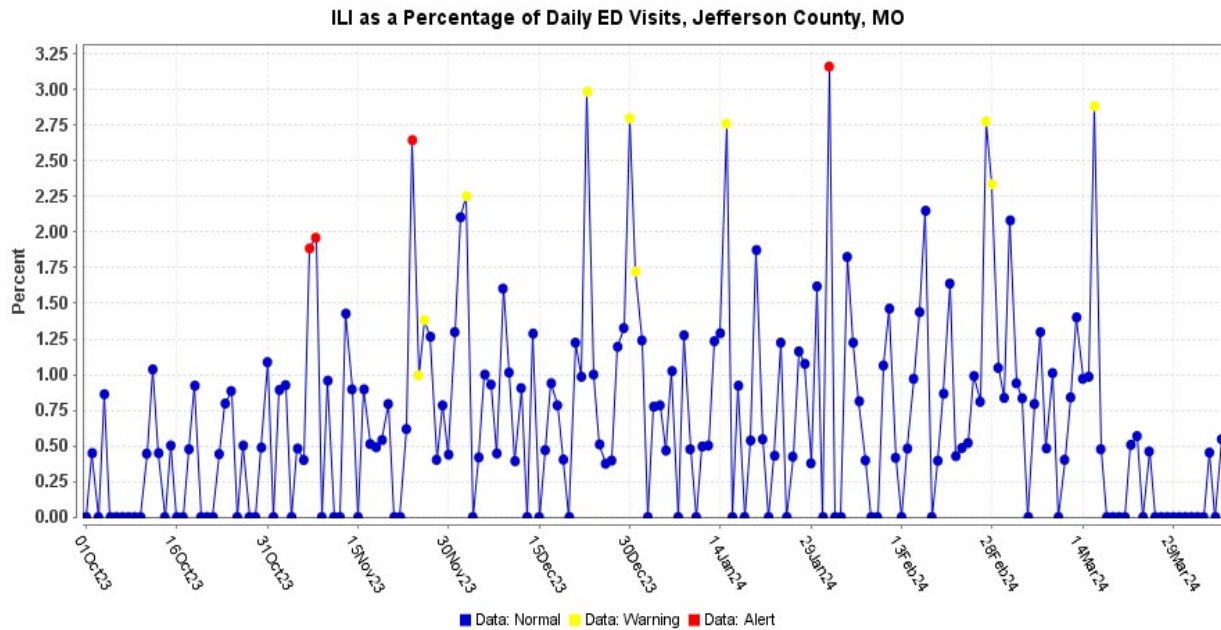


\*There were 53 weeks in 2020. The estimates for the other three years' values for the weeks 53 are the averages of weeks 52 and weeks 1.

## Syndromic Surveillance

As determined by ESSENCE, Influenza-Like-Illness (ILI<sup>3</sup>) accounted for 0.00% to 0.55% of daily visits to hospital emergency departments (EDs) for Jefferson County residents during Week 14. The number of visits to local hospital EDs for ILI ranged from zero to one per day during Week 14.

**Figure 3. Syndromic Surveillance for Influenza-Like-Illness (ILI)  
Jefferson County, Missouri**



## Jefferson County Influenza Outbreaks

One influenza outbreak has been reported in Jefferson County as of Week 14.

## Jefferson County Influenza Deaths<sup>4</sup>

One influenza-associated death has been reported in Jefferson County as of Week 14.

<sup>3</sup> ILI is defined by ESSENCE as Emergency Department chief complaints for Influenza or (FeverPlus and (Cough or SoreThroat) and not NonILIFevers).

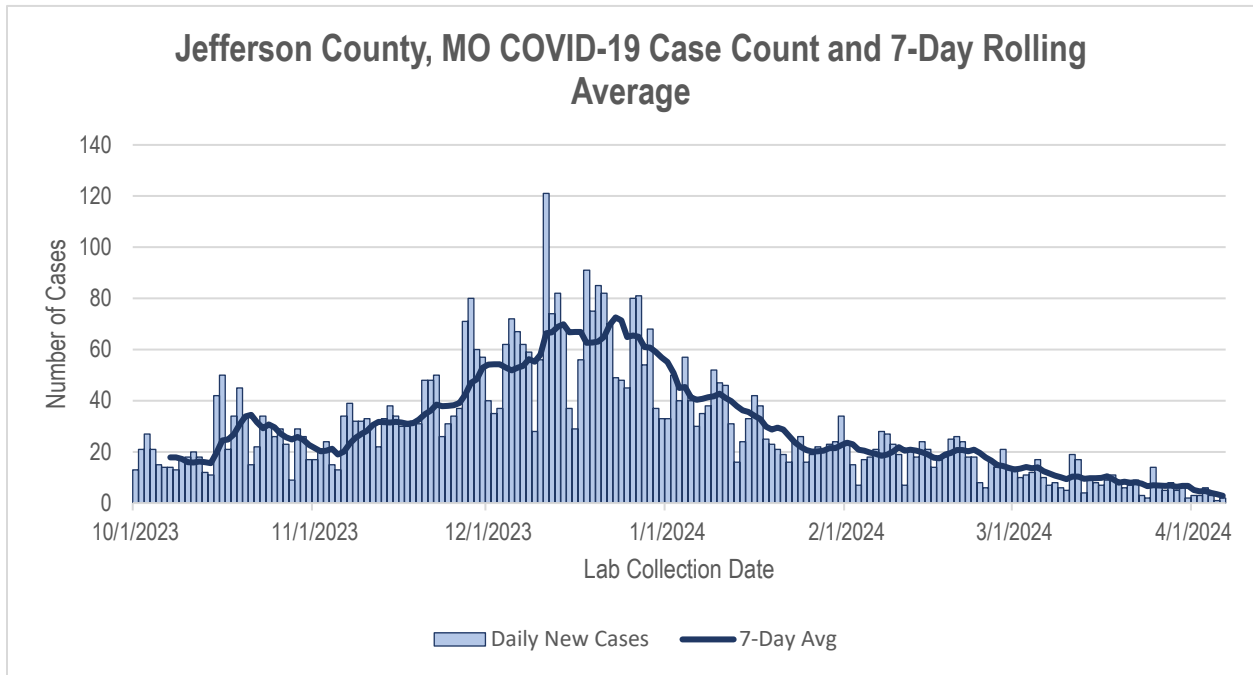
<sup>4</sup> All influenza-associated deaths became reportable in Missouri in 2016.

## COVID-19 SURVEILLANCE

**Table 3. Number of Confirmed and Probable COVID-19 Cases by Week, Jefferson County, Missouri**

CDC Reporting Week	Week Start Date	Covid-19 Cases	Cumulative Total
40	10/1/2023	125	125
41	10/8/2023	109	234
42	10/15/2023	241	475
43	10/22/2023	174	649
44	10/29/2023	149	798
45	11/5/2023	213	1011
46	11/12/2023	219	1230
47	11/19/2023	268	1498
48	11/26/2023	380	1878
49	12/3/2023	387	2265
50	12/10/2023	468	2733
51	12/17/2023	508	3241
52	12/24/2023	413	3654
1	12/31/2023	283	3937
2	1/7/2024	265	4202
3	1/14/2024	206	4408
4	1/21/2024	142	4550
5	1/28/2024	146	4696
6	2/4/2024	153	4849
7	2/11/2024	122	4971
8	2/18/2024	137	5108
9	2/25/2024	94	5202
10	3/3/2024	71	5273
11	3/10/2024	69	5342
12	3/17/2024	53	5395
13	3/24/2024	47	5442
14	3/31/2024	20	5462

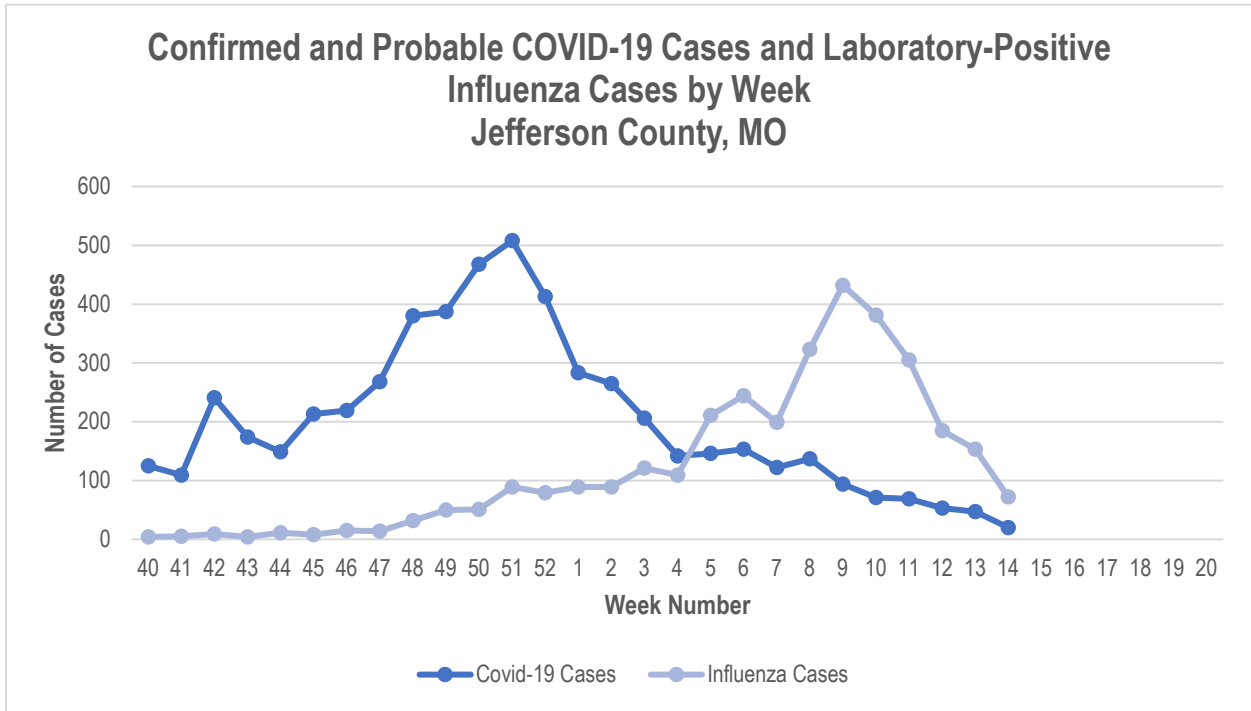
**Figure 4. Confirmed and Probable COVID-19 Cases by Day and 7-Day Average, Jefferson County, Missouri**  
For Cases Reported 10/1/2023- 4/6/2024



### Jefferson County COVID-19 Deaths

Thirty-eight COVID-19 associated deaths have been reported in Jefferson County as of Week 14.

**Figure 5. Simultaneous Circulation of COVID-19 and Influenza by Week, Jefferson County, Missouri**





## **ADDITIONAL DATA SOURCES AND INFORMATION**

Missouri Department of Health and Senior Services, Interactive Statewide Influenza Dashboard: <https://health.mo.gov/living/healthcondiseases/communicable/influenza/dashboard.php>

Missouri Department of Health and Senior Services, Statewide Influenza Data and Statistical Reports: <https://health.mo.gov/living/healthcondiseases/communicable/influenza/reports.php>

Centers for Disease Control and Prevention, National Influenza Surveillance: <https://www.cdc.gov/flu/weekly/>

The National Respiratory and Enteric Virus Surveillance System (NREVSS): <https://www.cdc.gov/surveillance/nrevss/>

World Health Organization, International Influenza Surveillance: <https://www.who.int/teams/global-influenza-programme/surveillance-and-monitoring/influenza-surveillance-outputs>

### **Passive Surveillance**

Influenza is a reportable condition in the state of Missouri. JCHD conducts passive influenza surveillance by collecting and aggregating data on all laboratory-positive influenza tests in Jefferson County residents. Passive surveillance provides information on the true burden of influenza illness in Jefferson County but is limited by variations in testing and reporting practices. If diagnostic tests are not conducted on patients presenting to health care providers with influenza-like-illness, or if test results (e.g., of rapid influenza tests) are not reported to JCHD, those persons will not be included in the passive surveillance data. Thus, passive surveillance is likely an underestimate of the true burden of influenza illness in Jefferson County. Passive surveillance helps the health department to keep track of the incidence of influenza cases in the community and facilitates early detection of potential outbreaks.

### **Syndromic Surveillance**

JCHD uses the ESSENCE system to conduct syndromic surveillance for Influenza-Like-Illness (ILI) at Missouri hospital emergency departments (EDs). ESSENCE captures data on all ED visits in persons with chief complaints (rather than final diagnoses or positive laboratory tests) of ILI. ILI chief complaints are those which include the word “influenza” or those that the ESSENCE system parses to [fever and (cough or sore throat)]. The syndromic surveillance data presented above include all ED visits for ILI from those with a Jefferson County residential address. Data from private physicians, clinics, or urgent care centers are not included in ESSENCE. Syndromic surveillance contributes to our understanding of the burden of influenza experienced by the health care system, as well as demonstrating the relative impact over time of influenza with respect to other illnesses.